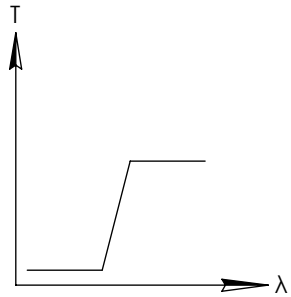
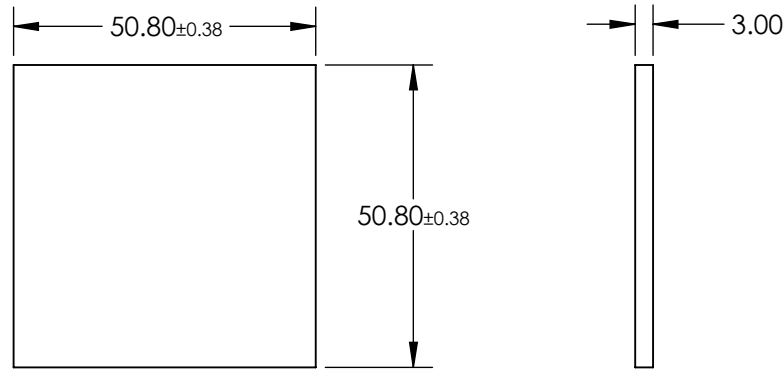
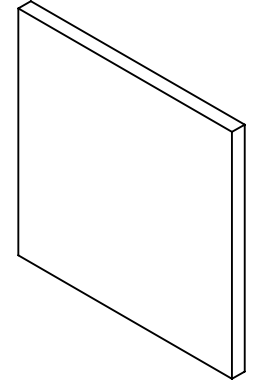


**FOR INFORMATION ONLY:
DO NOT MANUFACTURE
PARTS TO THIS DRAWING**



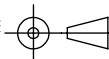
LONGPASS FILTER

SPECIFICATIONS SUBJECT TO CHANGE WITHOUT NOTICE
DIMENSIONS ARE FOR REFERENCE ONLY

REV. A	VALUE
SHAPE	PLANO
SPECTRAL TRANSMITTANCE $t_p(\%)$	99
PASSBAND LIMIT λ_{p1} (nm)	420
CUT-OFF POSITION λ_c (nm)	309±6
STOPBAND LIMIT λ_s (nm)	260
WAVELENGTH	UV
BEVEL	PROTECTIVE AS NEEDED



THIRD ANGLE
PROJECTION



TITLE

50.8 x 50.8mm, SCHOTT N-WG-305 LONGPASS
FILTER

ALL DIMS IN

mm

DWG NO

45061

SHEET
1 OF 1