

**FOR INFORMATION ONLY:
DO NOT MANUFACTURE
PARTS TO THIS DRAWING**

NOTES:

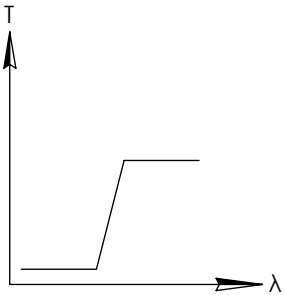
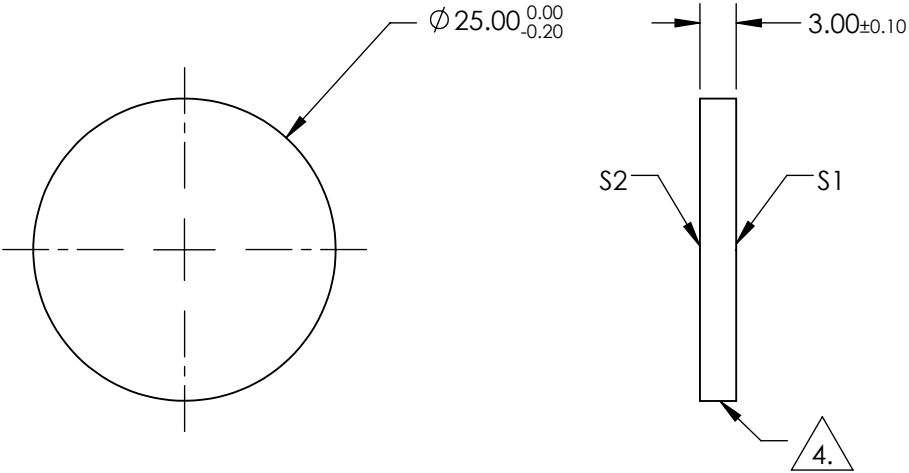
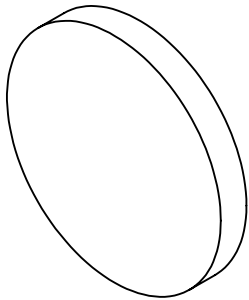
1. SUBSTRATE: UV FUSED SILICA
2. SURFACE S2 TO BE PARALLEL WITH SURFACE S1 TO WITHIN 5 arcsec
3. COATING (APPLY ACROSS COATING APERTURE)

S1: HARD DIELECTRIC SPUTTERED
T(avg): $\geq 91\%$ FROM 735 - 1650nm @ 0° AOI
T(avg): $\leq 0.01\%$ FROM 200 - 705nm @ 0° AOI
T(abs): $\approx 50\%$ FOR 725 \pm 7.25nm @ 0° AOI

S2: SINGLE LAYER MgF2

 FINE GRIND SURFACE

5. POWER, IRREGULARITY, AND SURFACE QUALITY SPECIFICATIONS
APPLY ACROSS CLEAR APERTURE
6. TRANSMITTED WAVEFRONT DISTORTION, RMS: $\leq \lambda/4$ @ 633nm (prior to coating)
7. ROHS COMPLIANT



LONGPASS FILTER

SPECIFICATIONS SUBJECT TO CHANGE WITHOUT NOTICE
DIMENSIONS ARE FOR REFERENCE ONLY

	S1	S2
SHAPE	PLANO	PLANO
SURFACE QUALITY	60-40	60-40
CLEAR APERTURE	>80%	>80%
BEVEL	PROTECTIVE AS NEEDED	PROTECTIVE AS NEEDED



ALL DIMS IN

mm

 **Edmund Optics®**

TITLE

Ø25mm, 725nm, HIGH PERFORMANCE
LONGPASS FILTER

DWG NO

86068

SHEET
1 OF 1