

NOTES:

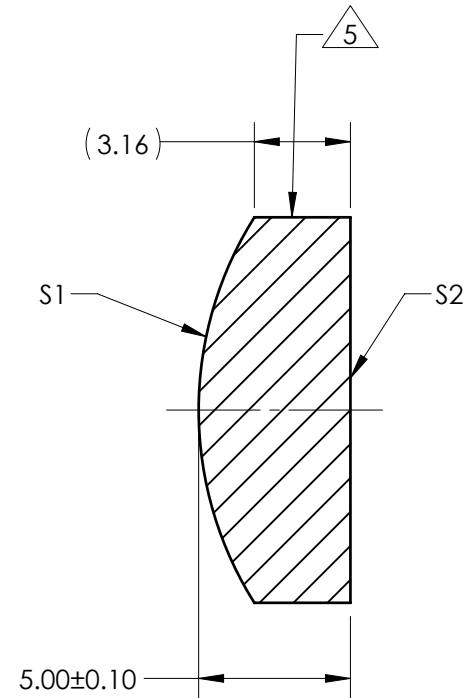
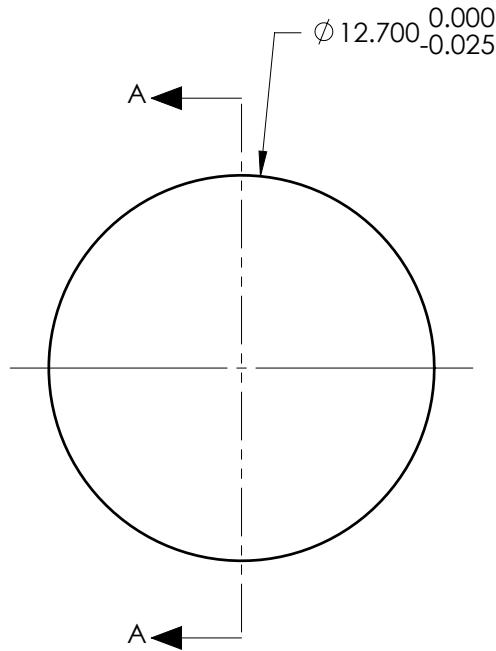
1. SUBSTRATE:
Fused Silica 458/678
2. ROHS COMPLIANT
3. CENTERING TOLERANCE (AT 587.6nm):
BEAM DEVIATION (HALF ANGLE): <1 ARCMIN
4. COATING (APPLY ACROSS COATING APERTURE)

S1 & S2: 532nm Laser AR Coating
R(ABS) < 0.25% @ 532nm @ 0° AOI

DAMAGE THRESHOLD
PULSED: 10J/cm² @ 20ns, 20Hz @ 532nm

 FINE GRIND SURFACE

6. POWER, IRREGULARITY, AND SURFACE QUALITY
SPECIFICATIONS APPLY ACROSS CLEAR APERTURE
7. FOCAL LENGTH (EFL): 25.00mm±1%
BACK FOCAL LENGTH (BFL): 21.62mm
8. PROTECTIVE BEVEL AS NEEDED
9. DESIGN WAVELENGTH: 355nm



SECTION A-A

FOR INFORMATION ONLY:
**DO NOT MANUFACTURE
PARTS TO THIS DRAWING**

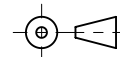
	S1	S2
SHAPE	CONVEX	PLANO
RADIUS	11.90	INFINITY
SURFACE QUALITY	10 - 5	10 - 5
MIN CLEAR APERTURE	Ø 11.70	Ø 11.70
MIN COATING APERTURE	Ø 11.70	Ø 11.70
POWER AT 632.8nm	2.00 RINGS	2.00 RINGS
IRREGULARITY AT 632.8nm	0.20 RINGS	0.20 RINGS

SPECIFICATIONS SUBJECT TO CHANGE WITHOUT NOTICE
DIMENSIONS ARE FOR REFERENCE ONLY

 **Edmund Optics®**

12.7mm Dia x 25mm FL, 532nm Laser AR
Coating, 10J Coated, Plano-Convex
Lens

THIRD ANGLE
PROJECTION



ALL DIMS IN

mm

TITLE

DWG NO

38707

SHEET
1 OF 1