

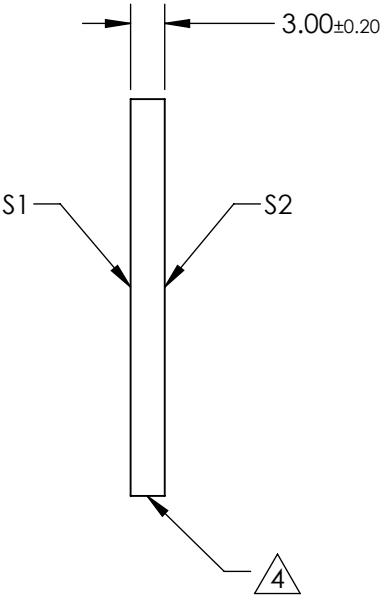
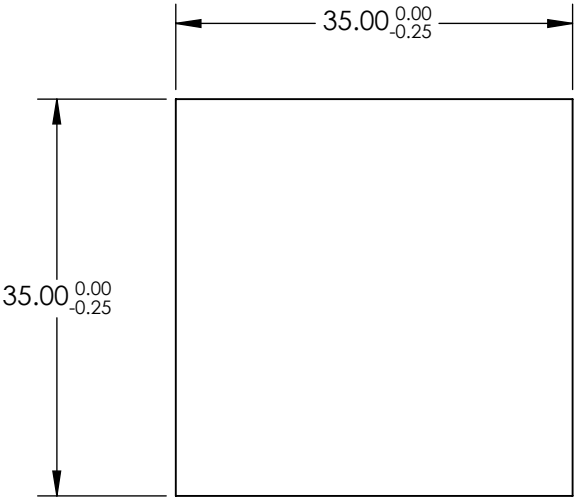
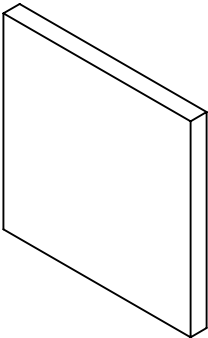
NOTES:

- 1. SUBSTRATE: N-BK7
- 2. S2 TO BE PARALLEL WITH S1 TO <1 ARCMIN
- 2. COATING (APPLY ACROSS CLEAR APERTURE)

S1&S2: R(ABS) ≤1.5% @ 750 - 800nm
R(ABS) ≤1.0% @ 800 - 1550nm
R(ABS) ≤0.7% @ 750 - 1550nm

4. FINE GRIND SURFACE

- 5. ROHS COMPLIANT
- 6. SURFACE FLATNESS (P-V):
λ/4 (per inch over clear aperture)



**FOR INFORMATION ONLY:
DO NOT MANUFACTURE
PARTS TO THIS DRAWING**

SPECIFICATIONS SUBJECT TO CHANGE WITHOUT NOTICE
DIMENSIONS ARE FOR REFERENCE ONLY

	S1	S2
SHAPE	PLANO	PLANO
SURFACE QUALITY	60 - 40	60 - 40
CLEAR APERTURE	Ø 31.50 x 31.50	Ø 31.50 x 31.50
BEVEL	PROTECTED AS NEEDED	PROTECTED AS NEEDED

THIRD ANGLE
PROJECTION

ALL DIMS IN mm

TITLE	35mm Sq., 3mm Thick, NIR II Coated λ/4 N-BK7 Window		
DWG NO	25816	SHEET 6 OF 14	