


**TECHSPEC®** Ultradünnes Fenster aus Quarzglas, 10 mm Durchmesser, NIR-II-beschichtet



Produkt #75-467 **NEU** 6 In Stock

- 1 + €189<sup>.00</sup>

**+ WARENKORB**

Mengenrabatte

Stk. 1-5	€189,00 stückpreis
Stk. 6+	€151,00 stückpreis
Need More?	<a href="#">Angebotsanfrage</a>

**i** Preise exklusiv der geltenden Mehrwertsteuer und Abgaben

Downloadbereich

**Produktdetails**

Protective Window **Typ:**

**Physikalische und mechanische Eigenschaften**

8.50 **Freie Apertur CA (mm):**

10.00 +0.00/-0.10 **Durchmesser (mm):**

0.20 ±0.025	<b>Dicke (mm):</b>
Protective as needed	<b>Fase:</b>
Fine Ground	<b>Kanten:</b>
<1	<b>Parallelität (Bogensekunden):</b>
0.16	<b>Poisson-Zahl:</b>
73	<b>Elastizitätsmodul (GPa):</b>
522.00	<b>Knoop-Härte (kg/mm<sup>2</sup>):</b>

## Optische Eigenschaften

NIR II (750-1550nm)	<b>Beschichtung:</b>
<a href="#">Fused Silica</a> (Corning 7980)	<b>Substrat:</b> <input type="checkbox"/>
1.458	<b>Brechungsindex (n<sub>d</sub>):</b>
60-40	<b>Oberflächenqualität:</b>
λ/2	<b>Transmittierte Wellenfront, P-V:</b>
64.17	<b>Abbe-Zahl (v<sub>d</sub>):</b>
<b>Beschichtungsspezifikation:</b>	
R <sub>abs</sub> ≤1.5% @ 750 - 800nm	
R <sub>abs</sub> ≤1.0% @ 800 - 1550nm	
R <sub>avg</sub> ≤0.7% @ 750 - 1550nm	
750 - 1550	<b>Wellenlängenbereich (nm):</b>
<b>Zerstörschwelle, Referenz:</b> <input type="checkbox"/>	
8 J/cm <sup>2</sup> @ 1064nm, 10ns	

## Materialeigenschaften

2.2	<b>Dichte (g/cm<sup>3</sup>):</b>
<b>Thermischer Ausdehnungskoeffizient CTE (10<sup>-6</sup>/°C):</b>	
0.52 (+5 to +35°C)	
0.57 (0 to +200°C)	
0.48 (-100 to +200°C)	

## Konformität mit Standards

<a href="#">Anzeigen</a>	<b>Konformitätszertifikat:</b>
--------------------------	--------------------------------

## Produktdetails

- Besonders dünne 0,20 mm Dicke
- UV-Quarzglassubstrat
- Sehr leicht

Die TECHSPEC® ultradünnen Fenster aus Quarzglas haben nur 1/5 der Dicke der standardmäßigen Quarzglasfenster, bieten aber die gleichen positiven Eigenschaften von Quarzglas, inklusive geringer thermischer Ausdehnung, hervorragender Resistenz gegenüber Chemikalien und hoher UV-Transmission. Anders als gewöhnliche Schutzgläser besitzen diese Fenster polierte Oberflächen, um einen einheitlichen transmittierten Wellenfrontfehler zu ermöglichen. Das extrem dünne Design macht die Fenster ideal für gewichts- und platzkritische Anwendungen, vor allem solche, die eine breitbandige Transmission vom UV bis zum NIR erfordern. Die TECHSPEC® ultradünnen Fenster aus Quarzglas sind ideal für tragbare medizinische Geräte, andere portable technische Geräte sowie tragbare UV-Lichter.

**Bitte beachten Sie:** Die ultradünnen Fenster sind sehr zerbrechlich. Behandeln Sie die Fenster sehr vorsichtig.

## Technische Informationen



**FUSED SILICA**

**Uncoated Fused Silica  
Typical Transmission**



Typical transmission of a 3mm thick, uncoated fused silica window across the UV - NIR spectra.

[Click Here to Download Data](#)

**Fused Silica with MgF<sub>2</sub> Coating  
Typical Transmission**



Typical transmission of a 3mm thick fused silica window with MgF<sub>2</sub> (400-700nm) coating at 0° AOI.

The blue shaded region indicates the coating design wavelength range, with the following specification:

$$R_{avg} \leq 1.75\% \text{ @ } 400 - 700\text{nm (N-BK7)}$$

Data outside this range is not guaranteed and is for reference only.

[Click Here to Download Data](#)

**Fused Silica with UV-AR Coating  
Typical Transmission**



Typical transmission of a 3mm thick fused silica window with UV-AR (250-425nm) coating at 0° AOI.

The blue shaded region indicates the coating design wavelength range, with the following specification:

$$R_{abs} \leq 1.0\% \text{ @ } 250 - 425\text{nm}$$

$$R_{avg} \leq 0.75\% \text{ @ } 250 - 425\text{nm}$$

$$R_{avg} \leq 0.5\% \text{ @ } 370 - 420\text{nm}$$

Data outside this range is not guaranteed and is for reference only.

[Click Here to Download Data](#)

**Fused Silica with UV-VIS Coating  
Typical Transmission**





Typical transmission of a 3mm thick fused silica window with UV-VIS (250-700nm) coating at 0° AOI.

The blue shaded region indicates the coating design wavelength range, with the following specification:

$$R_{abs} \leq 1.0\% \text{ @ } 350 - 450\text{nm}$$

$$R_{avg} \leq 1.5\% \text{ @ } 250 - 700\text{nm}$$

Data outside this range is not guaranteed and is for reference only.

[Click Here to Download Data](#)

### Fused Silica with VIS-EXT Coating Typical Transmission



Typical transmission of a 3mm thick fused silica window with VIS-EXT (350-700nm) coating at 0° AOI.

The blue shaded region indicates the coating design wavelength range, with the following specification:

$$R_{avg} \leq 0.5\% \text{ @ } 350 - 700\text{nm}$$

Data outside this range is not guaranteed and is for reference only.

[Click Here to Download Data](#)

### Fused Silica with VIS-NIR Coating Typical Transmission



Typical transmission of a 3mm thick fused silica window with VIS-NIR (400-1000nm) coating at 0° AOI.

The blue shaded region indicates the coating design wavelength range, with the following specification:

$$R_{abs} \leq 0.25\% \text{ @ } 880\text{nm}$$

$$R_{avg} \leq 1.25\% \text{ @ } 400 - 870\text{nm}$$

$$R_{avg} \leq 1.25\% \text{ @ } 890 - 1000\text{nm}$$

Data outside this range is not guaranteed and is for reference only.

[Click Here to Download Data](#)

### Fused Silica with VIS 0° Coating Typical Transmission



Typical transmission of a 3mm thick fused silica window with VIS 0° (425-675nm) coating at 0° AOI.

The blue shaded region indicates the coating design wavelength range, with the following specification:

$$R_{avg} \leq 0.4\% \text{ @ } 425 - 675\text{nm}$$

Data outside this range is not guaranteed and is for reference only.

[Click Here to Download Data](#)

### Fused Silica with YAG-BBAR Coating Typical Transmission

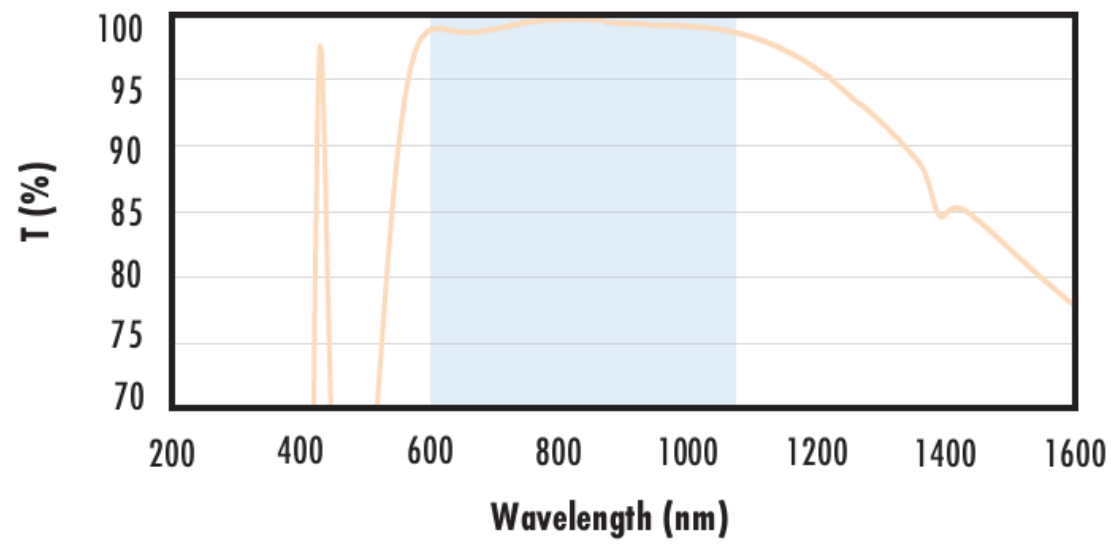


Typical transmission of a 3mm thick fused silica window with YAG-BBAR (500-1100nm) coating at 0° AOI.

The blue shaded region indicates the coating design wavelength range, with the following specification:



### Fused Silica with NIR I Coating Typical Transmission



Typical transmission of a 3mm thick fused silica window with NIR I (600 - 1050nm) coating at 0° AOI.

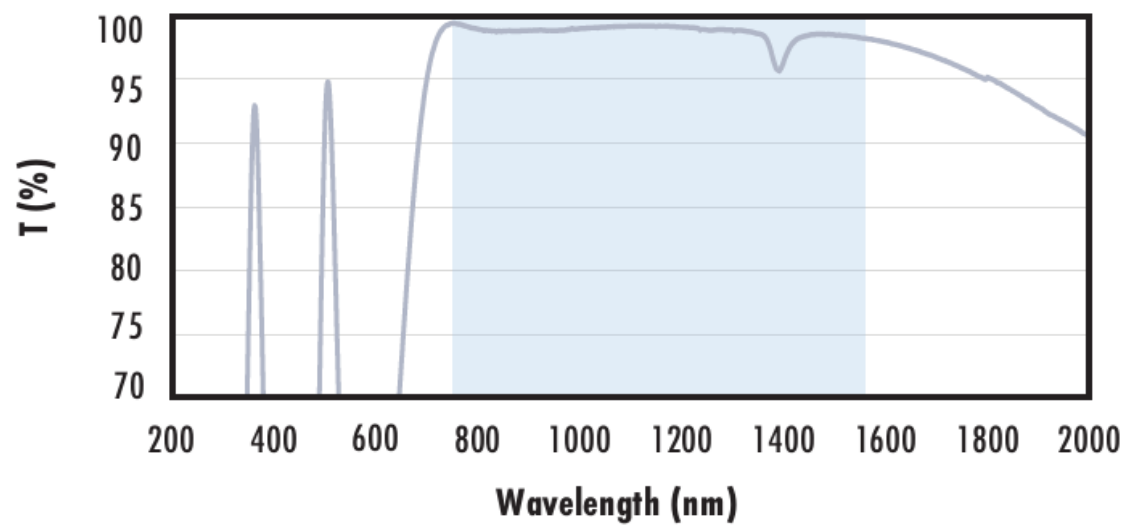
The blue shaded region indicates the coating design wavelength range, with the following specification:

$$R_{avg} \leq 0.5\% @ 600 - 1050nm$$

Data outside this range is not guaranteed and is for reference only.

[Click Here to Download Data](#)

### Fused Silica with NIR II Coating Typical Transmission



Typical transmission of a 3mm thick fused silica window with NIR II (750 - 1550nm) coating at 0° AOI.

The blue shaded region indicates the coating design wavelength range, with the following specification:

$$R_{abs} \leq 1.5\% @ 750 - 800nm$$

$$R_{abs} \leq 1.0\% @ 800 - 1550nm$$

$$R_{avg} \leq 0.7\% @ 750 - 1550nm$$

Data outside this range is not guaranteed and is for reference only.

[Click Here to Download Data](#)