


TECHSPEC® Doppelkonvexe Linse, 10 mm D. x 30 mm BW, VIS-EXT-Beschichtung



Produkt **#89-146** **10 In Stock**

[Andere Beschichtungen](#)

⊖ 1 ⊕ €49⁰⁰

+ WARENKORB

Mengenrabatte	
Stk. 1-9	€49,00 stückpreis
Stk. 10-24	€44,00 stückpreis
Stk. 25-99	€39,25 stückpreis
Need More?	Angebotsanfrage

ⓘ Preise exklusiv der geltenden Mehrwertsteuer und Abgaben

Downloadbereich

Produktdetails

Double-Convex Lens **Typ:**

Physikalische und mechanische Eigenschaften

10.00 +0.000/-0.025	Durchmesser (mm):
<1	Zentrierung (Bogenminuten):
Protective as needed	Fase:
2.50	Mittendicke CT (mm):
±0.05	Toleranz Mittendicke (mm):
1.68	Randdicke ET (mm):
9.00	Freie Apertur CA (mm):

Optische Eigenschaften

29.17	Hintere Brennweite BFL (mm):
30.00	Effektive Brennweite EFL (mm):
VIS-EXT (350-700nm)	Beschichtung:
R _{avg} <0.5% @ 350 - 700nm	Beschichtungsspezifikation:
N-BK7	Substrat: <input type="checkbox"/>
40-20	Oberflächenqualität:
1.5λ	Power (P-V) @ 632,8 nm:
λ/4	Unregelmäßigkeit (P-V) @ 632,8 nm:
30.58	Radius R₁=R₂ (mm):
3.00	Blende:
587.6	Designwellenlänge Brennweite (nm):
±1	Toleranz Brennweite (%):
0.17	Numerische Apertur NA:
350 - 700	Wellenlängenbereich (nm):

Konformität mit Standards

Konform	RoHS 2015:
Anzeigen	Konformitätszertifikat:
Konform	Reach 235:

Produktdetails

- AR-beschichtet für <0,5% Reflexion pro Oberfläche zwischen 350 - 700 nm
- Minimieren Aberrationen wie sphärische Aberration oder Koma
- **DCX-Linsen aus UV-Quarzglas** sind ebenfalls verfügbar
- Weitere Beschichtungen verfügbar: **Unbeschichtet, MgF₂, VIS 0°, VIS-NIR, NIR I, NIR II** und **YAG-BBAR**

Die TECHSPEC® DCX-Linsen mit AR-Beschichtung VIS-EXT, auch bikonvexe Linsen genannt, haben zwei positive, symmetrische Oberflächen mit gleichem Krümmungsradius auf beiden Seiten. Die Linsen werden generell für Bildgebungen mit endlichem Abstand und Konjugiertenverhältnis (Verhältnis zwischen Objekt- und Bildweite) zwischen 0,2 und 5 empfohlen. Bei einem Konjugiertenverhältnis von 1 sind Aberrationen wie sphärische Aberration, chromatische Aberration, Koma und Verzeichnung aufgrund des symmetrischen Linsendesigns minimiert oder sogar ganz eliminiert. Die TECHSPEC® doppelkonvexen Linsen sind mit verschiedenen Substraten und verschiedenen Beschichtungsoptionen für VIS und NIR verfügbar.

Technische Informationen

N-BK7

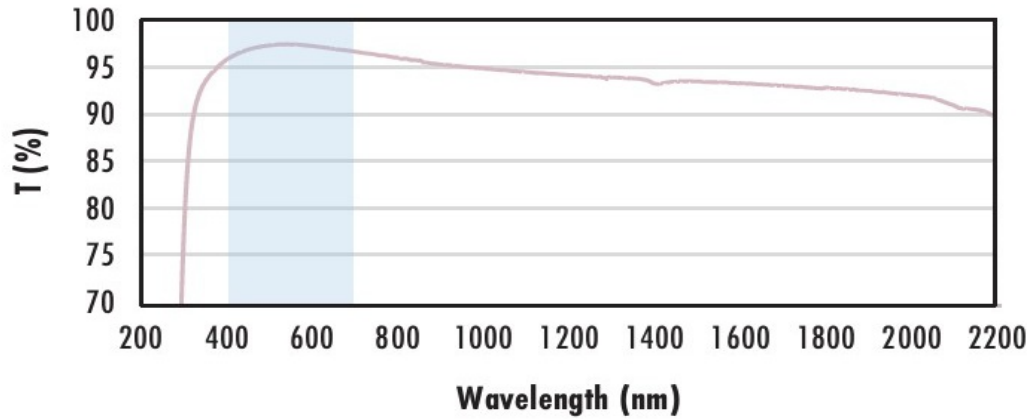
Uncoated N-BK7 Typical Transmission

Uncoated N-BK7 Typical Transmission



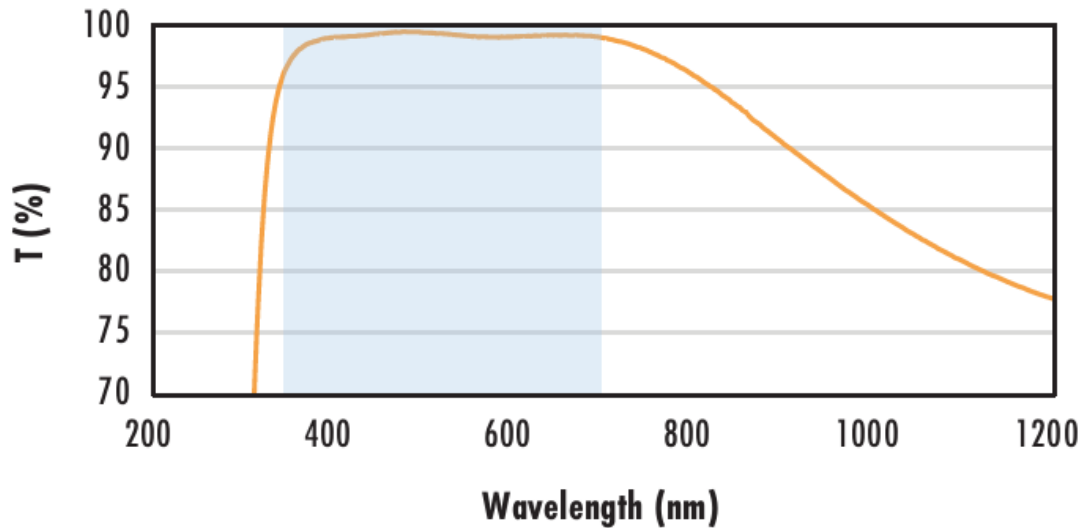
Typical transmission of a 3mm thick, uncoated N-BK7 window across the UV - NIR spectra.
[Click Here to Download Data](#)

N-BK7 with MgF₂ Coating Typical Transmission



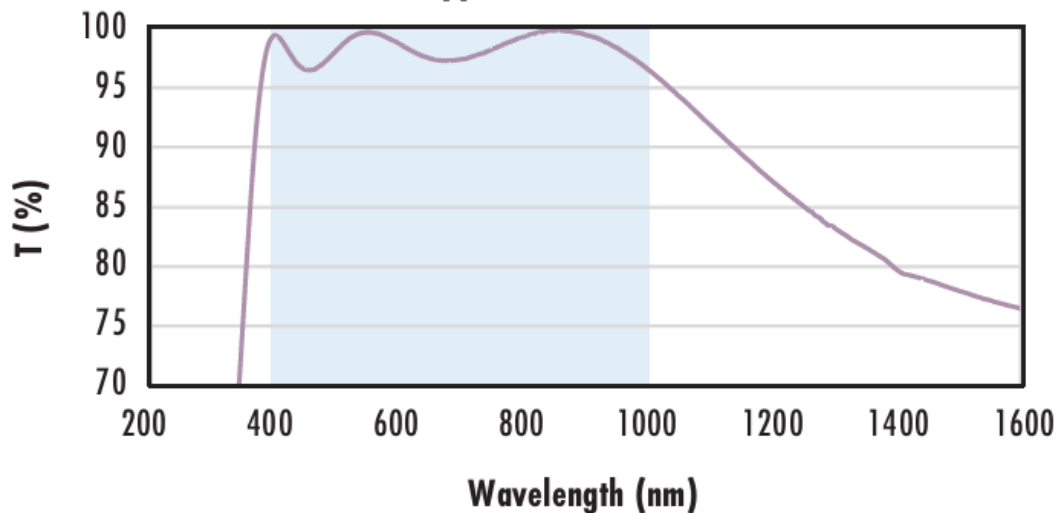
Typical transmission of a 3mm thick N-BK7 window with MgF₂ (400-700nm) coating at 0° AOI.
 The blue shaded region indicates the coating design wavelength range, with the following specification:
 $R_{avg} \leq 1.75\% @ 400 - 700nm$ (N-BK7)
 Data outside this range is not guaranteed and is for reference only.
[Click Here to Download Data](#)

N-BK7 with VIS-EXT Coating Typical Transmission



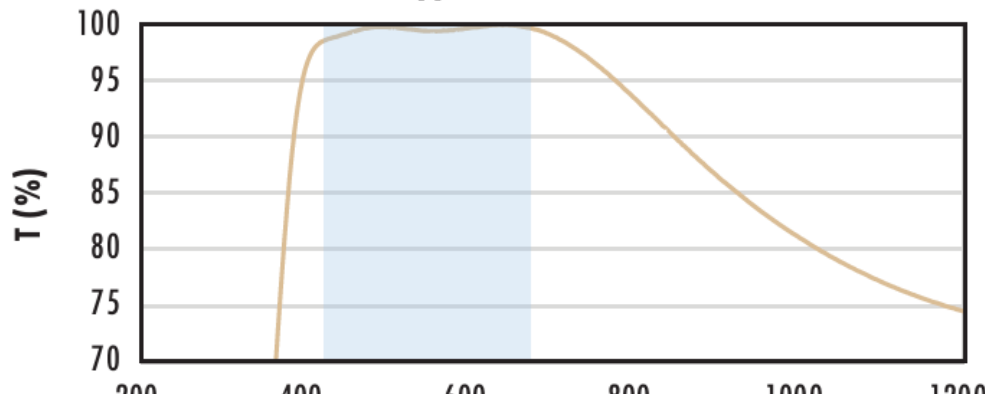
Typical transmission of a 3mm thick N-BK7 window with VIS-EXT (350-700nm) coating at 0° AOI.
 The blue shaded region indicates the coating design wavelength range, with the following specification:
 $R_{avg} \leq 0.5\% @ 350 - 700nm$
 Data outside this range is not guaranteed and is for reference only.
[Click Here to Download Data](#)

N-BK7 with VIS-NIR Coating Typical Transmission



Typical transmission of a 3mm thick N-BK7 window with VIS-NIR (400-1000nm) coating at 0° AOI.
 The blue shaded region indicates the coating design wavelength range, with the following specification:
 $R_{abs} \leq 0.25\% @ 880nm$
 $R_{avg} \leq 1.25\% @ 400 - 870nm$
 $R_{avg} \leq 1.25\% @ 890 - 1000nm$
 Data outside this range is not guaranteed and is for reference only.
[Click Here to Download Data](#)

N-BK7 with VIS 0° Coating Typical Transmission

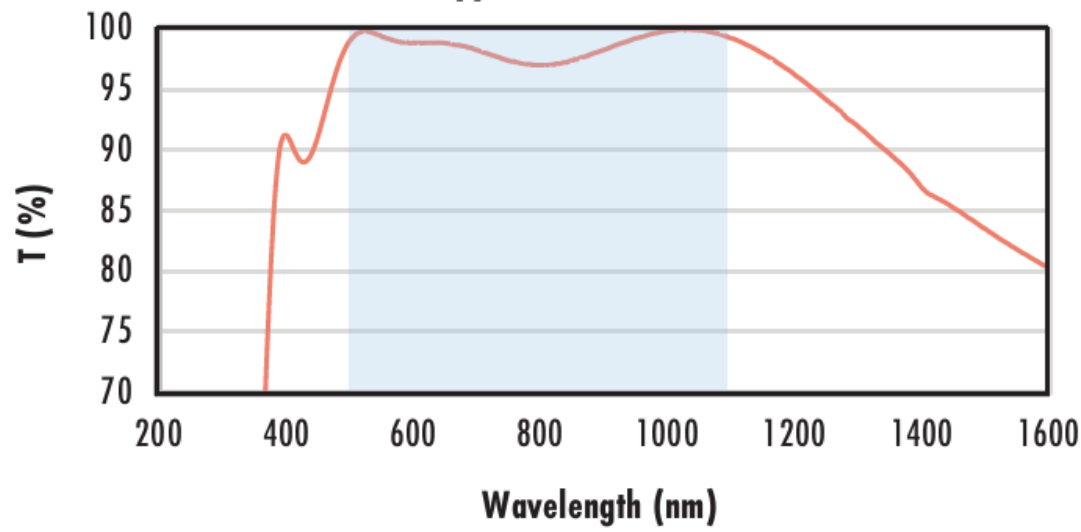


Typical transmission of a 3mm thick N-BK7 window with VIS 0° (425-675nm) coating at 0° AOI.
 The blue shaded region indicates the coating design wavelength range, with the following specification:
 $R_{avg} \leq 0.4\% @ 425 - 675nm$
 Data outside this range is not guaranteed and is for reference only.
[Click Here to Download Data](#)

200 400 600 800 1000 1200

Wavelength (nm)

N-BK7 with YAG-BBAR Coating Typical Transmission



Typical transmission of a 3mm thick N-BK7 window with YAG-BBAR (500-1100nm) coating at 0° AOI.

The blue shaded region indicates the coating design wavelength range, with the following specification:

$$R_{abs} \leq 0.25\% @ 532nm$$

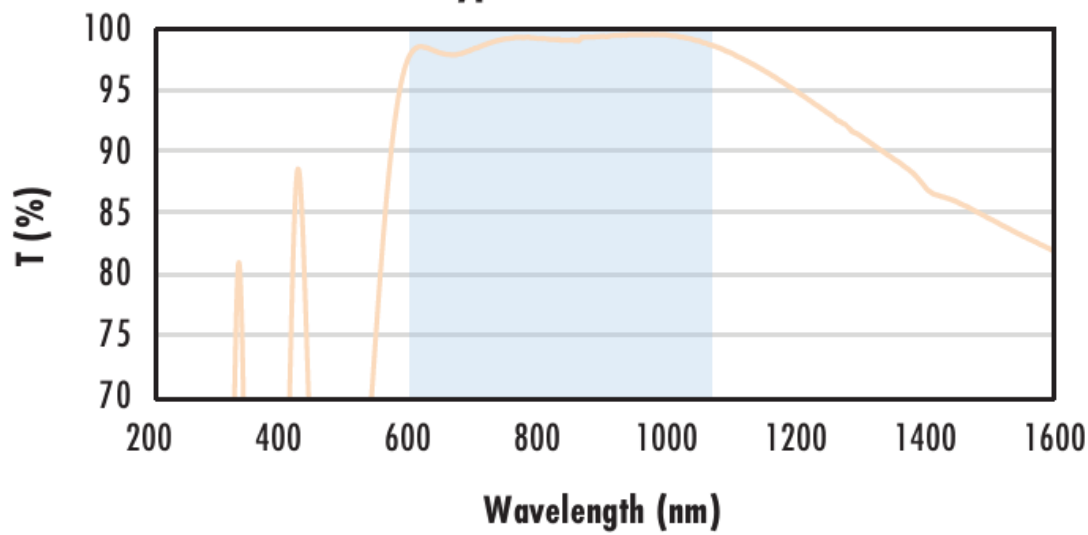
$$R_{abs} \leq 0.25\% @ 1064nm$$

$$R_{avg} \leq 1.0\% @ 500 - 1100nm$$

Data outside this range is not guaranteed and is for reference only.

[Click Here to Download Data](#)

N-BK7 with NIR I Coating Typical Transmission



Typical transmission of a 3mm thick N-BK7 window with NIR I (600 - 1050nm) coating at 0° AOI.

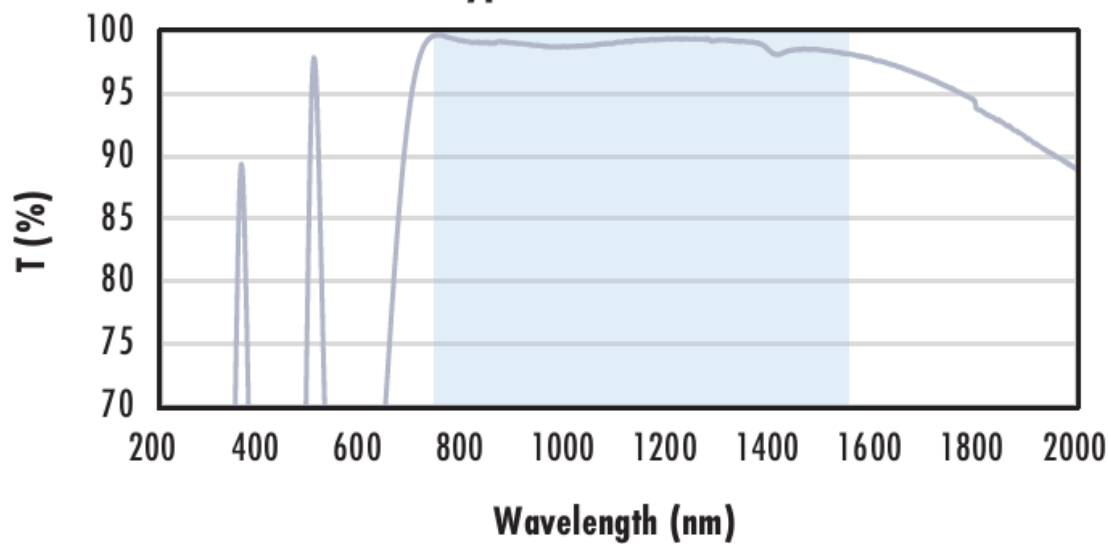
The blue shaded region indicates the coating design wavelength range, with the following specification:

$$R_{avg} \leq 0.5\% @ 600 - 1050nm$$

Data outside this range is not guaranteed and is for reference only.

[Click Here to Download Data](#)

N-BK7 with NIR II Coating Typical Transmission



Typical transmission of a 3mm thick N-BK7 window with NIR II (750 - 1550nm) coating at 0° AOI.

The blue shaded region indicates the coating design wavelength range, with the following specification:

$$R_{abs} \leq 1.5\% @ 750 - 800nm$$

$$R_{abs} \leq 1.0\% @ 800 - 1550nm$$

$$R_{avg} \leq 0.7\% @ 750 - 1550nm$$

Data outside this range is not guaranteed and is for reference only.

[Click Here to Download Data](#)

Kompatible Halterungen