

**TECHSPEC® λ/10-Quarzglasfenster, 12,7 mm D., 1,5 mm Dicke, VIS-EXT-beschichtet**



Produkt #15-781 **11 In Stock**

- 1 + €172<sup>.00</sup>

**+ WARENKORB**

Mengenrabatte	
Stk. 1-5	€172,00 stückpreis
Stk. 6-25	€137,00 stückpreis
Stk. 26-49	€129,00 stückpreis
Need More?	<a href="#">Angebotsanfrage</a>

! Preise exklusiv der geltenden Mehrwertsteuer und Abgaben

Downloadbereich

**Produktdetails**

Protective Window **Typ:**

Glass **Fenstertyp:**

**Physikalische und mechanische Eigenschaften**

10.16 **Freie Apertur CA (mm):**

12.70 +0.00/-0.20	<b>Durchmesser (mm):</b>
1.50 ±0.10	<b>Dicke (mm):</b>
+0.00/-0.20	<b>Toleranz Größe (mm):</b>
Protective as needed	<b>Fase:</b>
80	<b>Freie Apertur (%):</b>
Fine Ground	<b>Kanten:</b>
<5	<b>Parallelität (Bogensekunden):</b>
0.16	<b>Poisson-Zahl:</b>
73	<b>Elastizitätsmodul (GPa):</b>
522.00	<b>Knoop-Härte (kg/mm<sup>2</sup>):</b>

## Optische Eigenschaften

MS-EXT (350-700nm)	<b>Beschichtung:</b>
<a href="#">Fused Silica</a> (Corning 7980)	<b>Substrat:</b> <input type="checkbox"/>
1.458	<b>Brechungsindex (n<sub>d</sub>):</b>
20-10	<b>Oberflächenqualität:</b>
M10	<b>Transmittierte Wellenfront, P-V:</b>
67.8	<b>Abbe-Zahl (v<sub>d</sub>):</b>
R <sub>avg</sub> <0.5% @ 350 - 700nm	<b>Beschichtungsspezifikation:</b>
350 - 700	<b>Wellenlängenbereich (nm):</b>
5 J/cm <sup>2</sup> @ 532nm, 10ns	<b>Zerstörschwelle, laut Design:</b> <input type="checkbox"/>

## Materialeigenschaften

2.20	<b>Dichte (g/cm<sup>3</sup>):</b>
0.52 (+5 to +35°C) 0.57 (0 to +200°C) 0.48 (-100 to +200°C)	<b>Thermischer Ausdehnungskoeffizient CTE (10<sup>-6</sup>/°C):</b>
7980 0G	<b>Güte Quarzglas:</b>

## Konformität mit Standards

<a href="#">Konform</a>	<b>RoHS 2015:</b>
<a href="#">Anzeigen</a>	<b>Konformitätszertifikat:</b>
<a href="#">Konform</a>	<b>Reach 235:</b>

## Gewünschte Spezifikationen nicht dabei?

Edmund Optics bietet einen umfangreichen kundenspezifischen Fertigungsservice für Optik- und Bildverarbeitungskomponenten an, speziell hergestellt für Ihre Anwendungsanforderungen. Wir ermöglichen flexible Lösungen für Ihre Bedürfnisse – von der Prototypenphase bis zur Serienfertigung. Unsere erfahrenen IngenieurInnen freuen sich auf die Zusammenarbeit und unterstützen Sie bei jedem Projektschritt.

Unser Service beinhaltet:

- Kundenspezifische Abmessungen, Materialien und mehr
- Hochpräzise Oberflächenqualität und -ebenheit
- Enge Toleranzen und komplexe Formen
- Skalierbare Produktion – vom Prototypen zur Serie

Erfahren Sie mehr über unsere [kundenspezifischen Fertigungsmöglichkeiten](#) oder senden Sie [hier](#) eine Anfrage.

## Produktdetails

- Fenster mit UV-MS- und UV-Antireflexionsbeschichtung lieferbar

- Transmitted wavefront distortion of  $\lambda/10$
- Round or square with sizes between 2 and 150 mm
- $1\lambda$ - or  $\lambda/4$ -windows from UV-quartz glass also available

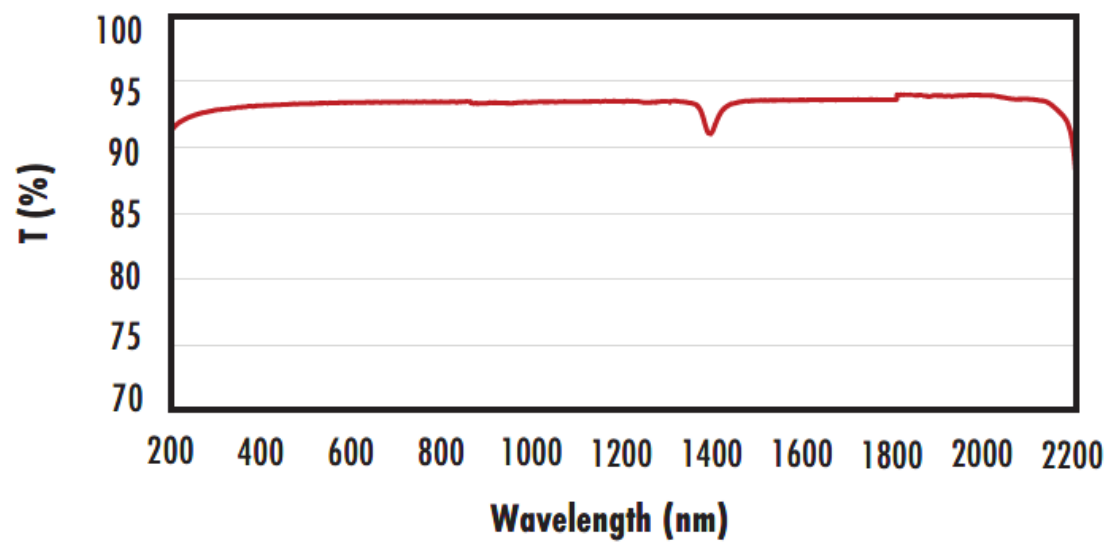
The TECHSPEC®  $\lambda/10$ -windows from UV-quartz glass are characterized by high parallelism and a surface quality suitable for lasers. In addition, the windows limit the distortion of the transmitted wavefront to  $\lambda/10$ . Due to the excellent transmission and the outstanding thermal properties as well as the tight manufacturing tolerances, the windows are ideal for demanding applications. TECHSPEC®  $\lambda/10$ -windows from UV-quartz glass are round or square in sizes from 2 mm to 150 mm. The windows are uncoated or with anti-reflection coatings for the UV-range or the visible range.

## Technische Informationen



### FUSED SILICA

#### Uncoated Fused Silica Typical Transmission



Typical transmission of a 3mm thick, uncoated fused silica window across the UV - NIR spectra.

[Click Here to Download Data](#)

#### Fused Silica with MgF<sub>2</sub> Coating Typical Transmission



Typical transmission of a 3mm thick fused silica window with MgF<sub>2</sub> (400-700nm) coating at 0° AOI.

The blue shaded region indicates the coating design wavelength range, with the following specification:

$$R_{avg} \leq 1.75\% \text{ @ } 400 - 700\text{nm (N-BK7)}$$

Data outside this range is not guaranteed and is for reference only.

[Click Here to Download Data](#)

#### Fused Silica with UV-AR Coating Typical Transmission



Typical transmission of a 3mm thick fused silica window with UV-AR (250-425nm) coating at 0° AOI.

The blue shaded region indicates the coating design wavelength range, with the following specification:

$$R_{abs} \leq 1.0\% \text{ @ } 250 - 425\text{nm}$$

$$R_{avg} \leq 0.75\% \text{ @ } 250 - 425\text{nm}$$

$$R_{avg} \leq 0.5\% \text{ @ } 370 - 420\text{nm}$$

Data outside this range is not guaranteed and is for reference only.

[Click Here to Download Data](#)



### Fused Silica with UV-VIS Coating Typical Transmission



Typical transmission of a 3mm thick fused silica window with UV-VIS (250-700nm) coating at 0° AOI.

The blue shaded region indicates the coating design wavelength range, with the following specification:

$$R_{abs} \leq 1.0\% \text{ @ } 350 - 450\text{nm}$$

$$R_{avg} \leq 1.5\% \text{ @ } 250 - 700\text{nm}$$

Data outside this range is not guaranteed and is for reference only.

[Click Here to Download Data](#)

### Fused Silica with VIS-EXT Coating Typical Transmission



Typical transmission of a 3mm thick fused silica window with VIS-EXT (350-700nm) coating at 0° AOI.

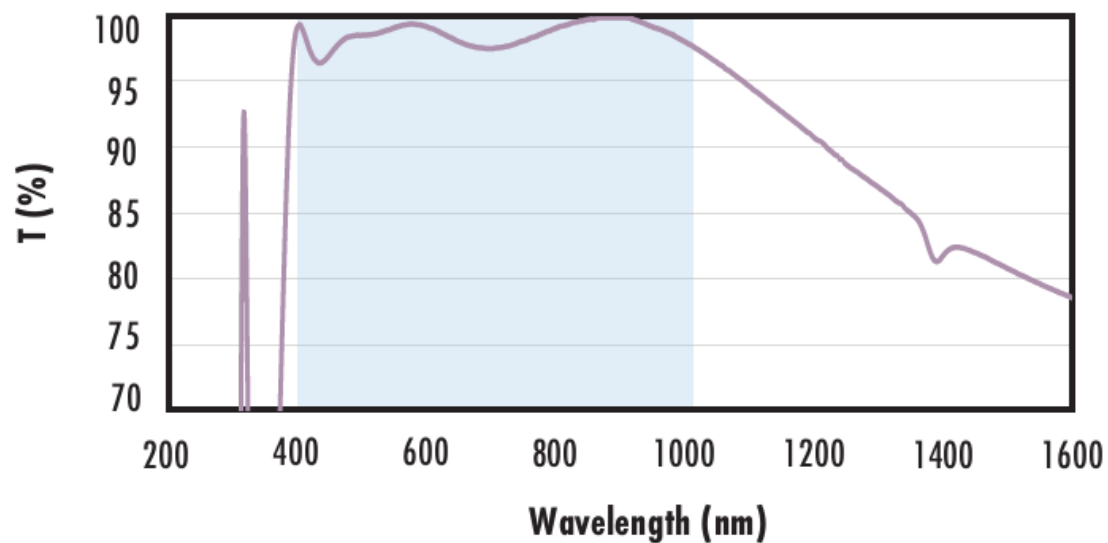
The blue shaded region indicates the coating design wavelength range, with the following specification:

$$R_{avg} \leq 0.5\% \text{ @ } 350 - 700\text{nm}$$

Data outside this range is not guaranteed and is for reference only.

[Click Here to Download Data](#)

### Fused Silica with VIS-NIR Coating Typical Transmission



Typical transmission of a 3mm thick fused silica window with VIS-NIR (400-1000nm) coating at 0° AOI.

The blue shaded region indicates the coating design wavelength range, with the following specification:

$$R_{abs} \leq 0.25\% \text{ @ } 880\text{nm}$$

$$R_{avg} \leq 1.25\% \text{ @ } 400 - 870\text{nm}$$

$$R_{avg} \leq 1.25\% \text{ @ } 890 - 1000\text{nm}$$

Data outside this range is not guaranteed and is for reference only.

[Click Here to Download Data](#)

### Fused Silica with VIS 0° Coating Typical Transmission



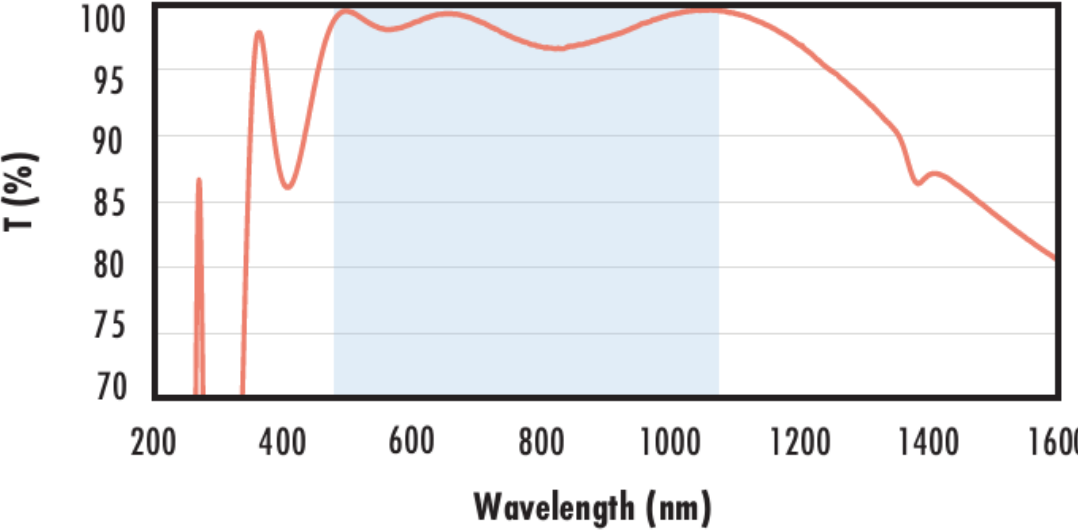
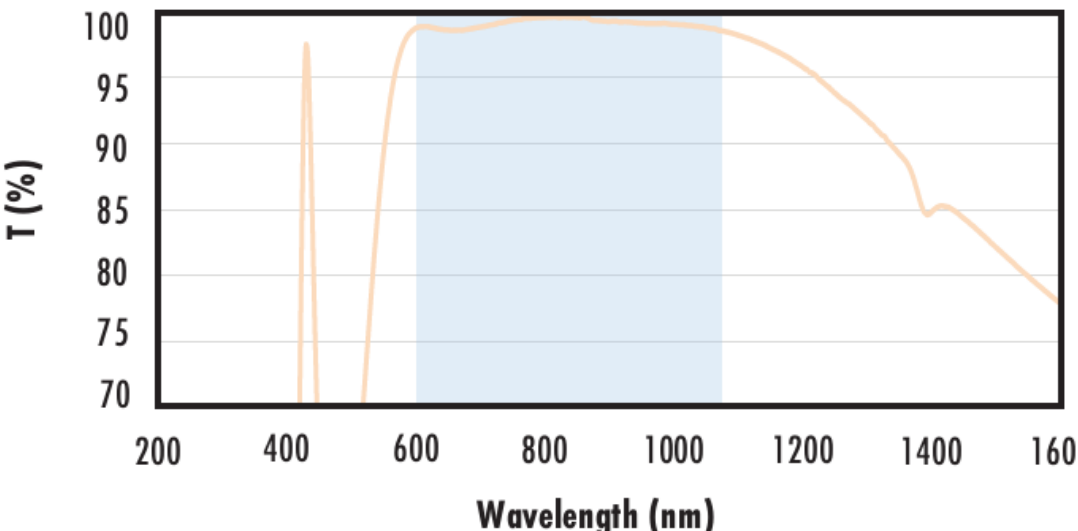
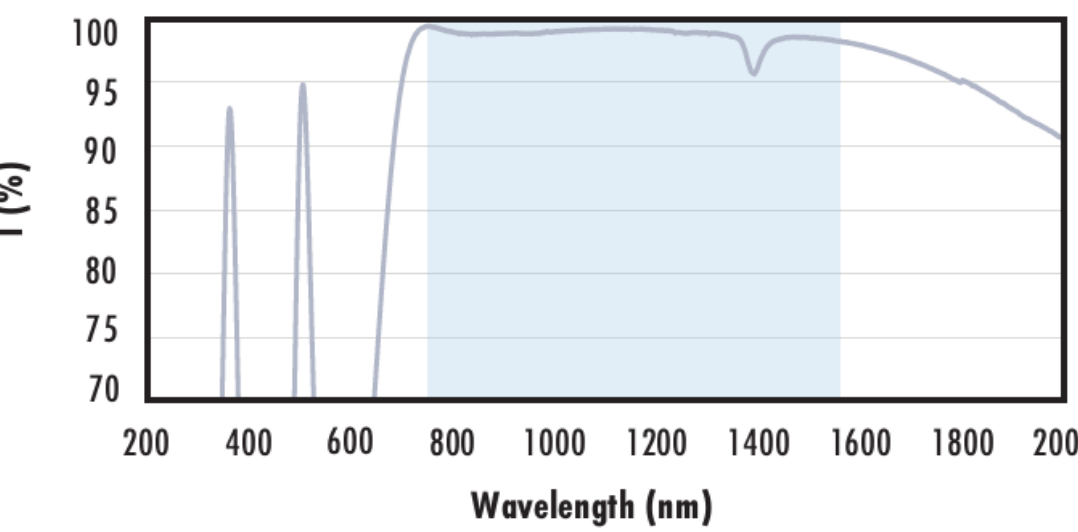
Typical transmission of a 3mm thick fused silica window with VIS 0° (425-675nm) coating at 0° AOI.

The blue shaded region indicates the coating design wavelength range, with the following specification:

$$R_{avg} \leq 0.4\% \text{ @ } 425 - 675\text{nm}$$

Data outside this range is not guaranteed and is for reference only.

[Click Here to Download Data](#)

Wavelength (nm)	
<p style="text-align: center;"><b>Fused Silica with YAG-BBAR Coating Typical Transmission</b></p> 	<p>Typical transmission of a 3mm thick fused silica window with YAG-BBAR (500-1100nm) coating at 0° AOI.</p> <p>The blue shaded region indicates the coating design wavelength range, with the following specification:</p> <ul style="list-style-type: none"> <li><math>R_{abs} \leq 0.25\% @ 532\text{nm}</math></li> <li><math>R_{abs} \leq 0.25\% @ 1064\text{nm}</math></li> <li><math>R_{avg} \leq 1.0\% @ 500 - 1100\text{nm}</math></li> </ul> <p>Data outside this range is not guaranteed and is for reference only.</p> <p style="text-align: center;"><a href="#">Click Here to Download Data</a></p>
<p style="text-align: center;"><b>Fused Silica with NIR I Coating Typical Transmission</b></p> 	<p>Typical transmission of a 3mm thick fused silica window with NIR I (600 - 1050nm) coating at 0° AOI.</p> <p>The blue shaded region indicates the coating design wavelength range, with the following specification:</p> <ul style="list-style-type: none"> <li><math>R_{avg} \leq 0.5\% @ 600 - 1050\text{nm}</math></li> </ul> <p>Data outside this range is not guaranteed and is for reference only.</p> <p style="text-align: center;"><a href="#">Click Here to Download Data</a></p>
<p style="text-align: center;"><b>Fused Silica with NIR II Coating Typical Transmission</b></p> 	<p>Typical transmission of a 3mm thick fused silica window with NIR II (750 - 1550nm) coating at 0° AOI.</p> <p>The blue shaded region indicates the coating design wavelength range, with the following specification:</p> <ul style="list-style-type: none"> <li><math>R_{abs} \leq 1.5\% @ 750 - 800\text{nm}</math></li> <li><math>R_{abs} \leq 1.0\% @ 800 - 1550\text{nm}</math></li> <li><math>R_{avg} \leq 0.7\% @ 750 - 1550\text{nm}</math></li> </ul> <p>Data outside this range is not guaranteed and is for reference only.</p> <p style="text-align: center;"><a href="#">Click Here to Download Data</a></p>

### Kompatible Halterungen