


TECHSPEC®

Doppelkonvexe Linse aus UV-Quarzglas, 12 mm D. x 35 mm eff. BW, UV-AR-beschichtet



UV Fused Silica Double-Convex (DCX) Lenses



Produkt **#48-043** [KONTAKT](#)

[Andere Beschichtungen](#)

[-](#) 1 [+](#) €148⁰⁰

+ WARENKORB

| Mengenrabatte | |
|---------------|---------------------------------|
| Stk. 1-5 | €148,00 stückpreis |
| Stk. 6-25 | €118,00 stückpreis |
| Stk. 26-49 | €112,00 stückpreis |
| Need More? | Angebotsanfrage |

ⓘ Preise exklusiv der geltenden Mehrwertsteuer und Abgaben

Downloadbereich

Produktdetails

Double-Convex Lens **Typ:**

Physikalische und mechanische Eigenschaften

Durchmesser (mm):
12.00 +0.0/-0.025

Zentrierung (Bogenminuten):
<1

Fase:
Protective as needed

Mittendicke CT (mm):
3.29 ±0.05

Randdicke ET (mm):
2.14

Freie Apertur CA (mm):
11.00

Optische Eigenschaften

Hintere Brennweite BFL (mm):
33.85

Effektive Brennweite EFL (mm):
35.00

Beschichtung:
UV-AR (250-425nm)

Beschichtungsspezifikation:
R_{abs} ≤1.0% @ 250 - 425nm
R_{avg} ≤0.75% @ 250 - 425nm
R_{avg} ≤0.5% @ 370 - 420nm

Substrat:
[Fused Silica](#) (Corning 7980)

Oberflächenqualität:
40-20

Power (P-V) @ 632,8 nm:
1.5λ

Unregelmäßigkeit (P-V) @ 632,8 nm:
λ/4

Radius R₁=R₂ (mm):
31.57

Blende:
2.92

Designwellenlänge Brennweite (nm):
587.6

Toleranz Brennweite (%):
±1

Numerische Apertur NA:
0.17

Wellenlängenbereich (nm):
250 - 425

Zerstörschwelle, Referenz:
3 J/cm² @ 355nm, 10ns

Konformität mit Standards

RoHS 2015:
[Konform](#)

Konformitätszertifikat:
[Anzeigen](#)

Reach 235:
[Konform](#)

Gewünschte Spezifikationen nicht dabei?

Edmund Optics bietet einen umfangreichen kundenspezifischen Fertigungsservice für Optik- und Bildverarbeitungs-komponenten an, speziell hergestellt für Ihre Anwendungsanforderungen. Wir ermöglichen flexible Lösungen für Ihre Bedürfnisse – von der Prototypenphase bis zur Serienfertigung. Unsere erfahrenen IngenieurInnen freuen sich auf die Zusammenarbeit und unterstützen Sie bei jedem Projektschritt.

Unser Service beinhaltet:

- Kundenspezifische Abmessungen, Materialien und mehr
- Hochpräzise Oberflächenqualität und -ebenheit
- Enge Toleranzen und komplexe Formen
- Skalierbare Produktion – vom Prototypen zur Serie

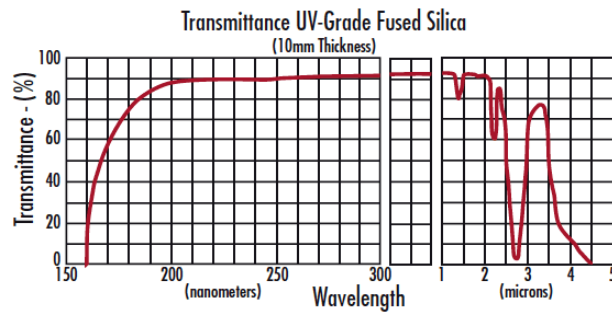
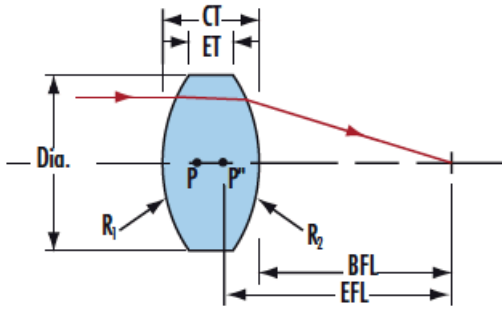
Erfahren Sie mehr über unsere [kundenspezifischen Fertigungsmöglichkeiten](#) oder senden Sie [hier](#) eine Anfrage.

Produktdetails

- Ideal für die Bildgebung
- Minimieren Aberrationen wie sphärische Aberration oder Koma
- Präzises Substrat aus Quarzglas

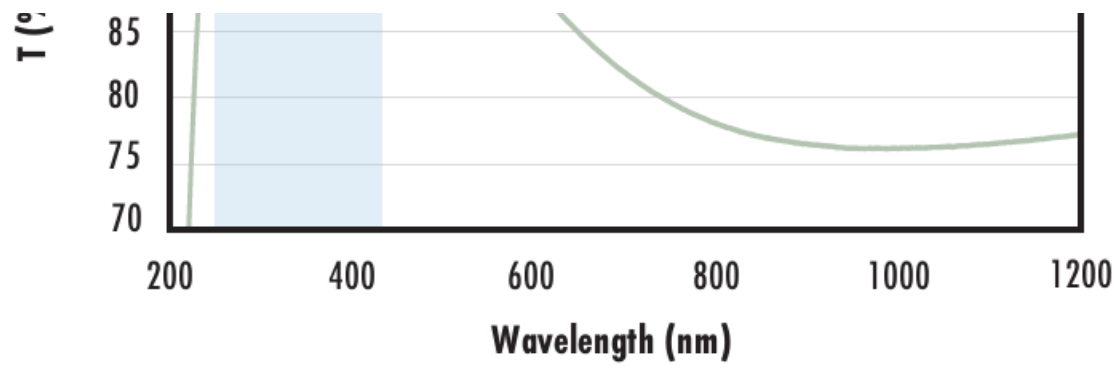
Die TECHSPEC® doppelkonvexen Linsen (DCX-Linsen) aus UV-Quarzglas, auch bikonvexe Linsen genannt, haben zwei positive, symmetrische Oberflächen mit gleichem Krümmungsradius auf beiden Seiten. Die Linsen werden generell für Bildgebungen mit endlichem Abstand und Konjugiertenverhältnis (Verhältnis zwischen Objekt- und Bildweite) zwischen 0,2 und 5 empfohlen. Bei einem Konjugiertenverhältnis von 1 sind Aberrationen wie sphärische Aberration, chromatische Aberration, Koma und Verzeichnung aufgrund des symmetrischen Linsendesigns minimiert oder sogar ganz eliminiert.

Technische Informationen



UV FS Transmission Curve

| FUSED SILICA | |
|--|---|
| <p style="text-align: center;">Uncoated Fused Silica Typical Transmission</p> <p>The graph shows the typical transmission of a 3mm thick, uncoated fused silica window. The y-axis is Transmittance T (%) from 70 to 100. The x-axis is Wavelength (nm) from 200 to 2200. The transmission is high, around 95%, with a small dip at 1400nm.</p> | <p>Typical transmission of a 3mm thick, uncoated fused silica window across the UV - NIR spectra.</p> <p style="text-align: center;">Click Here to Download Data</p> |
| <p style="text-align: center;">Fused Silica with MgF₂ Coating Typical Transmission</p> <p>The graph shows the typical transmission of a 3mm thick fused silica window with MgF₂ (400-700nm) coating. The y-axis is Transmittance T (%) from 70 to 100. The x-axis is Wavelength (nm) from 200 to 2200. A blue shaded region from 400nm to 700nm indicates the coating design range. Transmission is high, around 95%, with a dip at 1400nm.</p> | <p>Typical transmission of a 3mm thick fused silica window with MgF₂ (400-700nm) coating at 0° AOI.</p> <p>The blue shaded region indicates the coating design wavelength range, with the following specification:</p> <p style="text-align: center;">$R_{avg} \leq 1.75\% @ 400 - 700\text{nm (N-BK7)}$</p> <p>Data outside this range is not guaranteed and is for reference only.</p> <p style="text-align: center;">Click Here to Download Data</p> |
| <p style="text-align: center;">Fused Silica with UV-AR Coating Typical Transmission</p> <p>The graph shows the typical transmission of a 3mm thick fused silica window with UV-AR (250-425nm) coating. The y-axis is Transmittance T (%) from 90 to 100. The x-axis is Wavelength (nm) from 200 to 2200. A blue shaded region from 250nm to 425nm indicates the coating design range. Transmission is high, around 95%, with a dip at 1400nm.</p> | <p>Typical transmission of a 3mm thick fused silica window with UV-AR (250-425nm) coating at 0° AOI.</p> <p>The blue shaded region indicates the coating design wavelength range, with the following specification:</p> <p style="text-align: center;">$R_{avg} \leq 1.0\% @ 250 - 425\text{nm}$</p> |

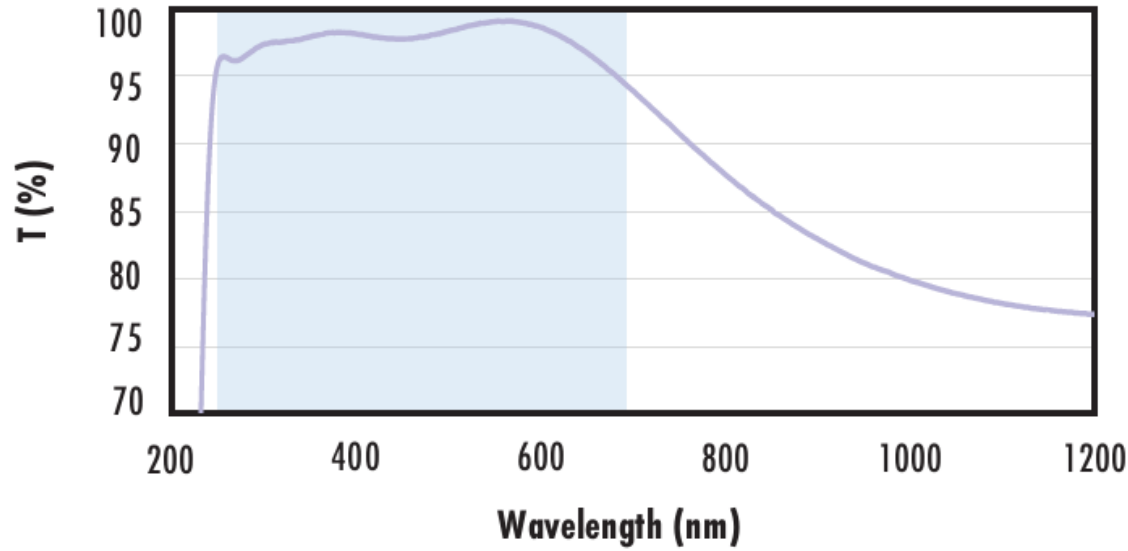


$R_{abs} \leq 0.75\% @ 250 - 425nm$
 $R_{avg} \leq 0.75\% @ 250 - 425nm$
 $R_{avg} \leq 0.5\% @ 370 - 420nm$

Data outside this range is not guaranteed and is for reference only.

[Click Here to Download Data](#)

Fused Silica with UV-VIS Coating Typical Transmission



Typical transmission of a 3mm thick fused silica window with UV-VIS (250-700nm) coating at 0° AOI.

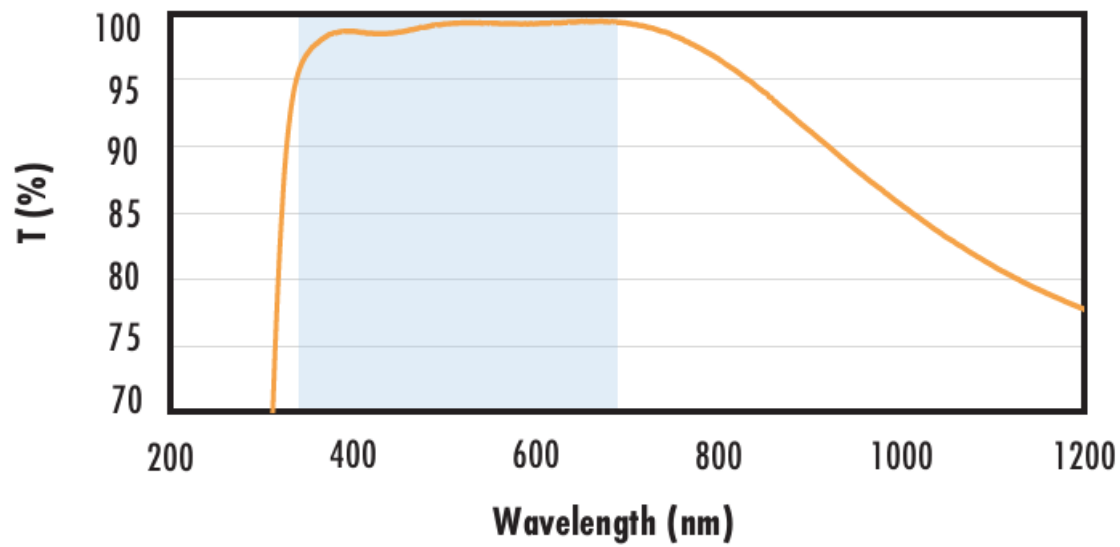
The blue shaded region indicates the coating design wavelength range, with the following specification:

$R_{abs} \leq 1.0\% @ 350 - 450nm$
 $R_{avg} \leq 1.5\% @ 250 - 700nm$

Data outside this range is not guaranteed and is for reference only.

[Click Here to Download Data](#)

Fused Silica with VIS-EXT Coating Typical Transmission



Typical transmission of a 3mm thick fused silica window with VIS-EXT (350-700nm) coating at 0° AOI.

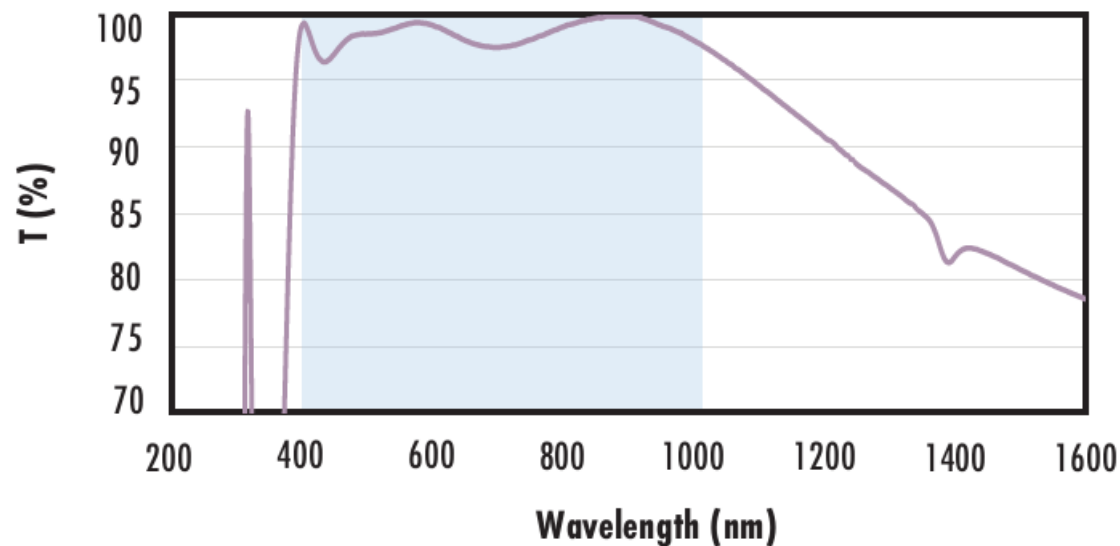
The blue shaded region indicates the coating design wavelength range, with the following specification:

$R_{avg} \leq 0.5\% @ 350 - 700nm$

Data outside this range is not guaranteed and is for reference only.

[Click Here to Download Data](#)

Fused Silica with VIS-NIR Coating Typical Transmission



Typical transmission of a 3mm thick fused silica window with VIS-NIR (400-1000nm) coating at 0° AOI.

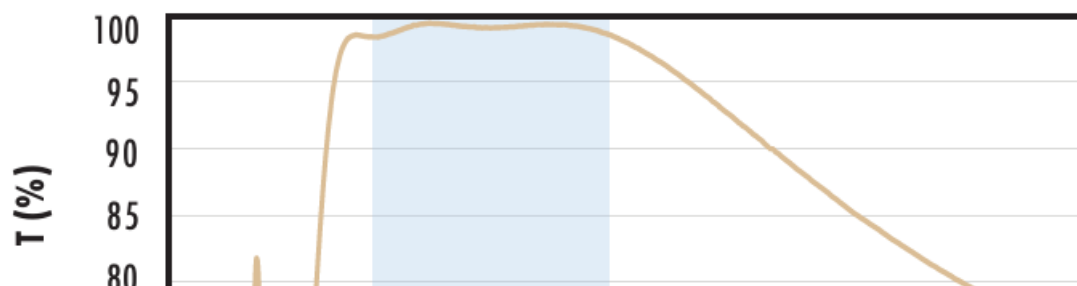
The blue shaded region indicates the coating design wavelength range, with the following specification:

$R_{abs} \leq 0.25\% @ 880nm$
 $R_{avg} \leq 1.25\% @ 400 - 870nm$
 $R_{avg} \leq 1.25\% @ 890 - 1000nm$

Data outside this range is not guaranteed and is for reference only.

[Click Here to Download Data](#)

Fused Silica with VIS 0° Coating Typical Transmission

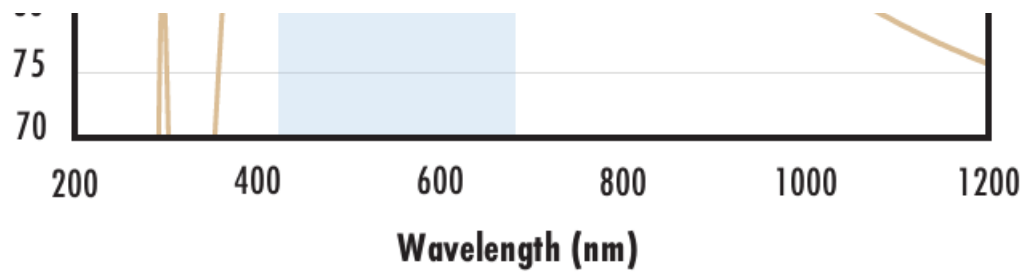


Typical transmission of a 3mm thick fused silica window with VIS 0° (425-675nm) coating at 0° AOI.

The blue shaded region indicates the coating design wavelength range, with the following specification:

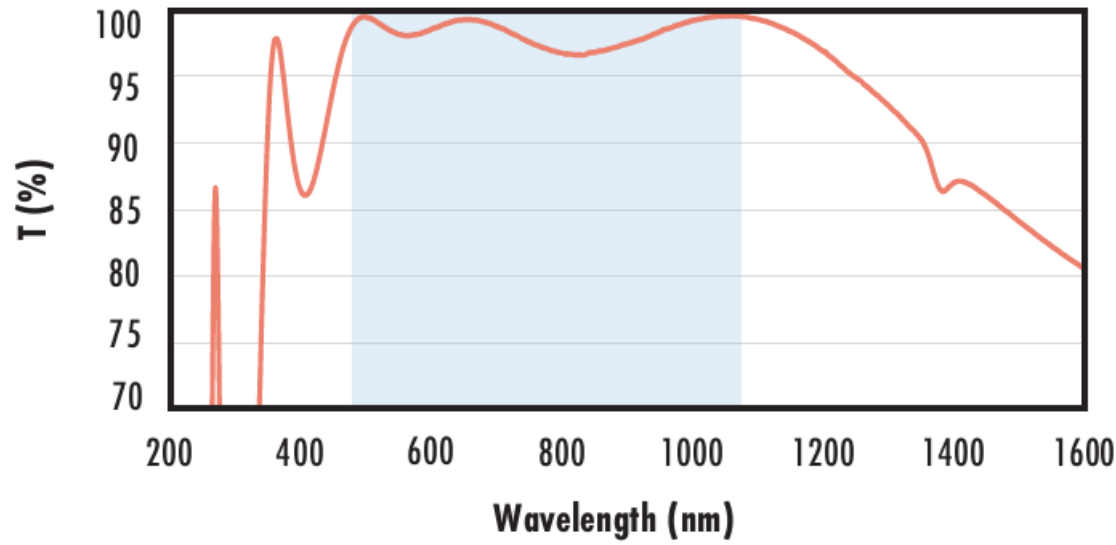
$R_{avg} \leq 0.4\% @ 425 - 675nm$

Data outside this range is not guaranteed and is for reference only.



[Click Here to Download Data](#)

Fused Silica with YAG-BBAR Coating Typical Transmission



Typical transmission of a 3mm thick fused silica window with YAG-BBAR (500-1100nm) coating at 0° AOI.

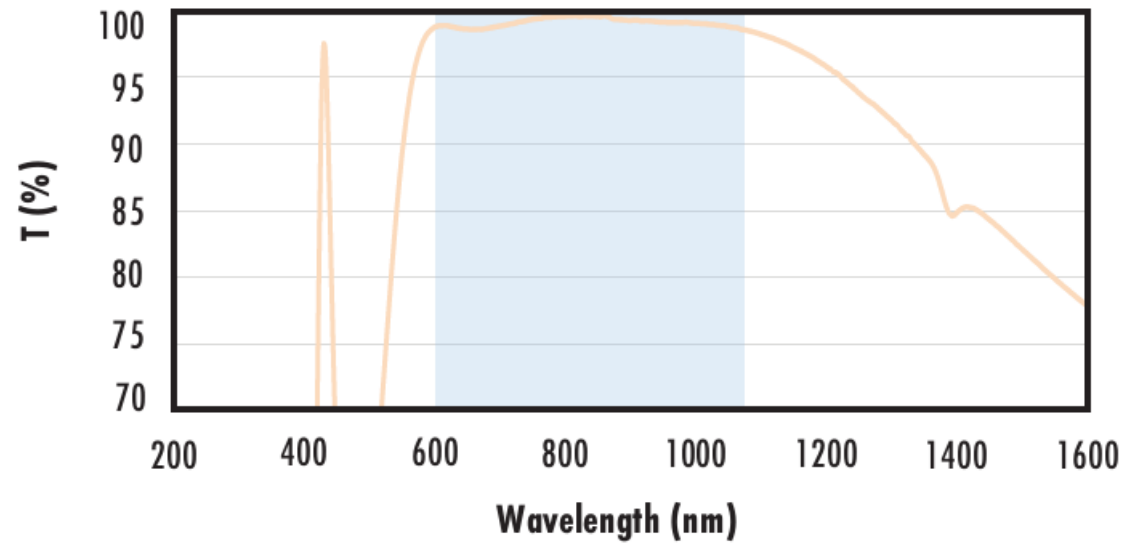
The blue shaded region indicates the coating design wavelength range, with the following specification:

$R_{abs} \leq 0.25\%$ @ 532nm
 $R_{abs} \leq 0.25\%$ @ 1064nm
 $R_{avg} \leq 1.0\%$ @ 500 - 1100nm

Data outside this range is not guaranteed and is for reference only.

[Click Here to Download Data](#)

Fused Silica with NIR I Coating Typical Transmission



Typical transmission of a 3mm thick fused silica window with NIR I (600 - 1050nm) coating at 0° AOI.

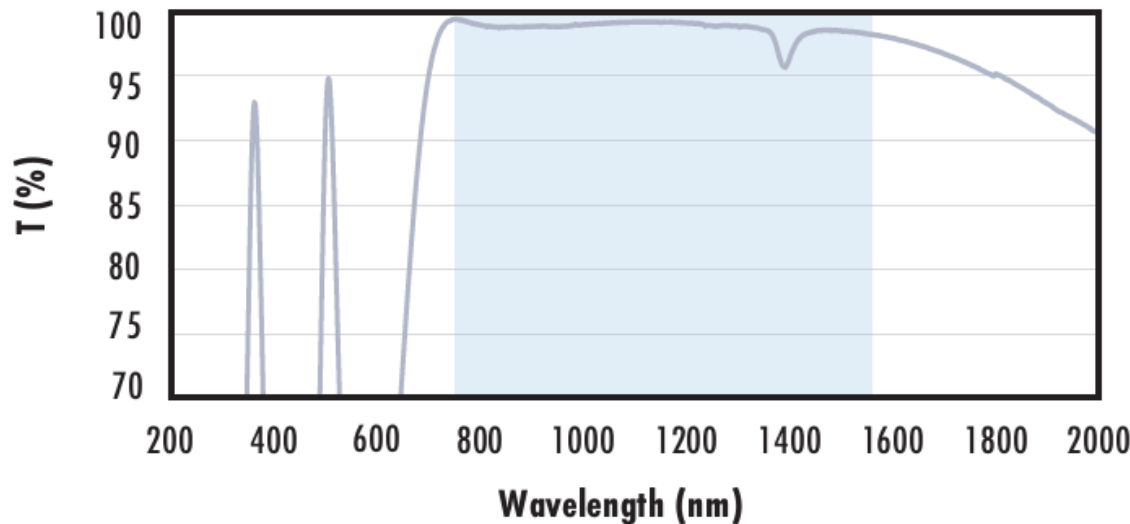
The blue shaded region indicates the coating design wavelength range, with the following specification:

$R_{avg} \leq 0.5\%$ @ 600 - 1050nm

Data outside this range is not guaranteed and is for reference only.

[Click Here to Download Data](#)

Fused Silica with NIR II Coating Typical Transmission



Typical transmission of a 3mm thick fused silica window with NIR II (750 - 1550nm) coating at 0° AOI.

The blue shaded region indicates the coating design wavelength range, with the following specification:

$R_{abs} \leq 1.5\%$ @ 750 - 800nm
 $R_{abs} \leq 1.0\%$ @ 800 - 1550nm
 $R_{avg} \leq 0.7\%$ @ 750 - 1550nm

Data outside this range is not guaranteed and is for reference only.

[Click Here to Download Data](#)

Kompatible Halterungen