


**TECHSPEC®**  $\lambda/10$ -Quarzglasfenster, 15 mm D., 2 mm Dicke, VIS-EXT-beschichtet



Produkt #13-334 **20+ In Stock**

- 1 + €178<sup>.00</sup>

**+ WARENKORB**

| Mengenrabatte |                                 |
|---------------|---------------------------------|
| Stk. 1-5      | €178,00 stückpreis              |
| Stk. 6-25     | €142,00 stückpreis              |
| Stk. 26-49    | €133,00 stückpreis              |
| Need More?    | <a href="#">Angebotsanfrage</a> |

! Preise exklusiv der geltenden Mehrwertsteuer und Abgaben

Downloadbereich

**Produktdetails**

Protective Window **Typ:**  
Glass **Fenstertyp:**

**Physikalische und mechanische Eigenschaften**

12.00 **Freie Apertur CA (mm):**

|                      |   |
|----------------------|---|
| 15.00 +0.00/-0.20    | <b>Durchmesser (mm):</b>                |
| 2.00 ±0.10           | <b>Dicke (mm):</b>                      |
| +0.00/-0.20          | <b>Toleranz Größe (mm):</b>             |
| Protective as needed | <b>Fase:</b>                            |
| 80                   | <b>Freie Apertur (%):</b>               |
| Fine Ground          | <b>Kanten:</b>                          |
| <5                   | <b>Parallelität (Bogensekunden):</b>    |
| 0.16                 | <b>Poisson-Zahl:</b>                    |
| 73                   | <b>Elastizitätsmodul (GPa):</b>         |
| 522.00               | <b>Knoop-Härte (kg/mm<sup>2</sup>):</b> |

## Optische Eigenschaften

|   |   |
|---|---|
| VIS-EXT (350-700nm)                         | <b>Beschichtung:</b>  |
| <a href="#">Fused Silica</a> (Corning 7980) | <b>Substrat:</b> <input type="checkbox"/>                     |
| 1.458                                       | <b>Brechungsindex (n<sub>d</sub>):</b>                        |
| 20-10                                       | <b>Oberflächenqualität:</b>                                   |
| M10   | <b>Transmittierte Wellenfront, P-V:</b>                       |
| 67.8  | <b>Abbe-Zahl (v<sub>d</sub>):</b>                             |
| R <sub>avg</sub> <0.5% @ 350 - 700nm        | <b>Beschichtungsspezifikation:</b>                            |
| 350 - 700                                   | <b>Wellenlängenbereich (nm):</b>                              |
| 5 J/cm <sup>2</sup> @ 532nm, 10ns           | <b>Zerstörschwelle, laut Design:</b> <input type="checkbox"/> |

## Materialeigenschaften

|   |   |
|---|---|
| 2.20  | <b>Dichte (g/cm<sup>3</sup>):</b>                                   |
| 0.52 (+5 to +35°C)<br>0.57 (0 to +200°C)<br>0.48 (-100 to +200°C) | <b>Thermischer Ausdehnungskoeffizient CTE (10<sup>-6</sup>/°C):</b> |
| 7980 0G   | <b>Güte Quarzglas:</b>  |

## Konformität mit Standards

|                          |                                |
|--------------------------|--------------------------------|
| <a href="#">Konform</a>  | <b>RoHS 2015:</b>              |
| <a href="#">Anzeigen</a> | <b>Konformitätszertifikat:</b> |
| <a href="#">Konform</a>  | <b>Reach 235:</b>              |

## Gewünschte Spezifikationen nicht dabei?

Edmund Optics bietet einen umfangreichen kundenspezifischen Fertigungsservice für Optik- und Bildverarbeitungskomponenten an, speziell hergestellt für Ihre Anwendungsanforderungen. Wir ermöglichen flexible Lösungen für Ihre Bedürfnisse – von der Prototypenphase bis zur Serienfertigung. Unsere erfahrenen IngenieurInnen freuen sich auf die Zusammenarbeit und unterstützen Sie bei jedem Projektschritt.

Unser Service beinhaltet:

- Kundenspezifische Abmessungen, Materialien und mehr
- Hochpräzise Oberflächenqualität und -ebenheit
- Enge Toleranzen und komplexe Formen
- Skalierbare Produktion – vom Prototypen zur Serie

Erfahren Sie mehr über unsere [kundenspezifischen Fertigungsmöglichkeiten](#) oder senden Sie [hier](#) eine Anfrage.

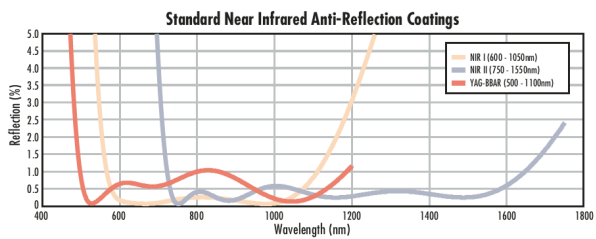
## Produktdetails

- Fenster mit UV-MS- und UV-Antireflexionsbeschichtung lieferbar

- Transmitted wavefront distortion of  $\lambda/10$
- Round or square with sizes between 2 and 150 mm
- $1\lambda$ - or  $\lambda/4$ -windows from UV-quartz glass also available

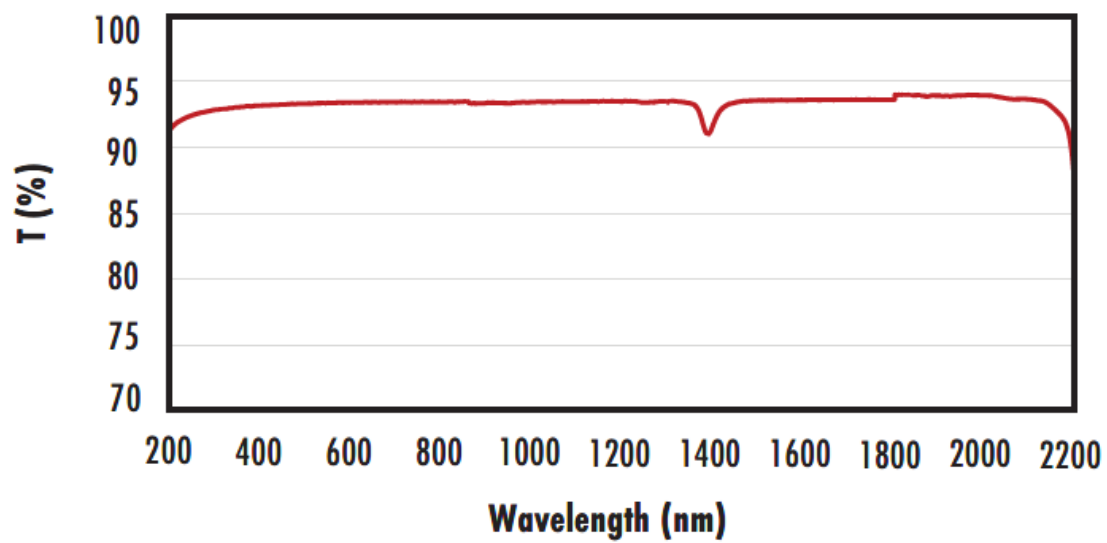
The TECHSPEC®  $\lambda/10$ -windows from UV-quartz glass are characterized by high parallelism and a surface quality suitable for lasers. In addition, the windows limit the distortion of the transmitted wavefront to  $\lambda/10$ . Due to the excellent transmission and the outstanding thermal properties as well as the tight manufacturing tolerances, the windows are ideal for demanding applications. TECHSPEC®  $\lambda/10$ -windows from UV-quartz glass are round or square in sizes from 2 mm to 150 mm. The windows are uncoated or with anti-reflection coatings for the UV-range or the visible range.

## Technische Informationen



### FUSED SILICA

#### Uncoated Fused Silica Typical Transmission



Typical transmission of a 3mm thick, uncoated fused silica window across the UV - NIR spectra.

[Click Here to Download Data](#)

#### Fused Silica with MgF<sub>2</sub> Coating Typical Transmission



Typical transmission of a 3mm thick fused silica window with MgF<sub>2</sub> (400-700nm) coating at 0° AOI.

The blue shaded region indicates the coating design wavelength range, with the following specification:

$$R_{avg} \leq 1.75\% @ 400 - 700\text{nm (N-BK7)}$$

Data outside this range is not guaranteed and is for reference only.

[Click Here to Download Data](#)

#### Fused Silica with UV-AR Coating Typical Transmission



Typical transmission of a 3mm thick fused silica window with UV-AR (250-425nm) coating at 0° AOI.

The blue shaded region indicates the coating design wavelength range, with the following specification:

$$R_{abs} \leq 1.0\% @ 250 - 425\text{nm}$$

$$R_{avg} \leq 0.75\% @ 250 - 425\text{nm}$$

$$R_{avg} \leq 0.5\% @ 370 - 420\text{nm}$$

Data outside this range is not guaranteed and is for reference only.

[Click Here to Download Data](#)



**Fused Silica with UV-VIS Coating  
Typical Transmission**



Typical transmission of a 3mm thick fused silica window with UV-VIS (250-700nm) coating at 0° AOI.

The blue shaded region indicates the coating design wavelength range, with the following specification:

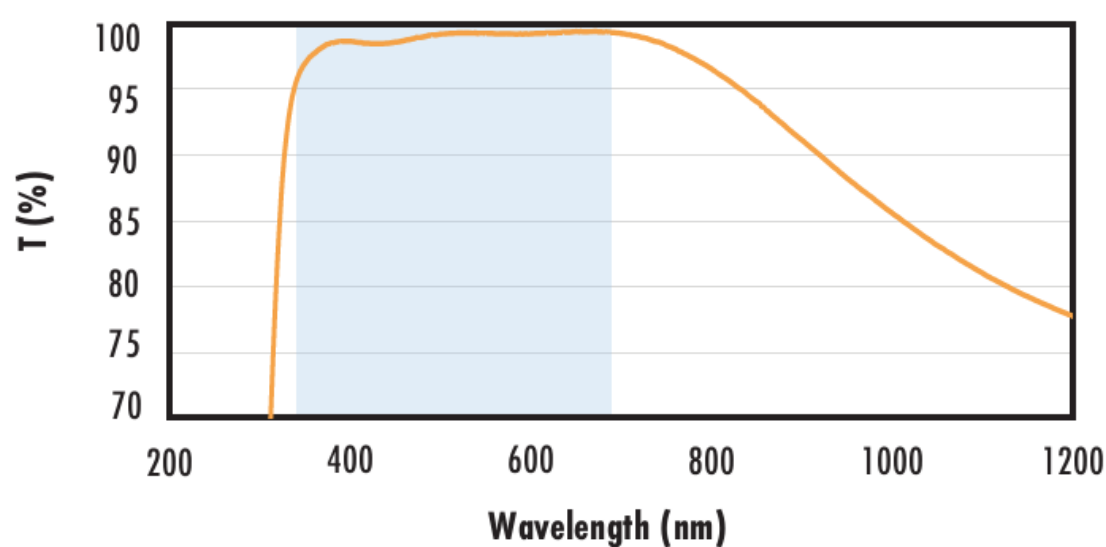
$$R_{abs} \leq 1.0\% @ 350 - 450\text{nm}$$

$$R_{avg} \leq 1.5\% @ 250 - 700\text{nm}$$

Data outside this range is not guaranteed and is for reference only.

[Click Here to Download Data](#)

**Fused Silica with VIS-EXT Coating  
Typical Transmission**



Typical transmission of a 3mm thick fused silica window with VIS-EXT (350-700nm) coating at 0° AOI.

The blue shaded region indicates the coating design wavelength range, with the following specification:

$$R_{avg} \leq 0.5\% @ 350 - 700\text{nm}$$

Data outside this range is not guaranteed and is for reference only.

[Click Here to Download Data](#)

**Fused Silica with VIS-NIR Coating  
Typical Transmission**



Typical transmission of a 3mm thick fused silica window with VIS-NIR (400-1000nm) coating at 0° AOI.

The blue shaded region indicates the coating design wavelength range, with the following specification:

$$R_{abs} \leq 0.25\% @ 880\text{nm}$$

$$R_{avg} \leq 1.25\% @ 400 - 870\text{nm}$$

$$R_{avg} \leq 1.25\% @ 890 - 1000\text{nm}$$

Data outside this range is not guaranteed and is for reference only.

[Click Here to Download Data](#)

**Fused Silica with VIS 0° Coating  
Typical Transmission**



Typical transmission of a 3mm thick fused silica window with VIS 0° (425-675nm) coating at 0° AOI.

The blue shaded region indicates the coating design wavelength range, with the following specification:

$$R_{avg} \leq 0.4\% @ 425 - 675\text{nm}$$

Data outside this range is not guaranteed and is for reference only.

[Click Here to Download Data](#)

| Wavelength (nm)  |   |
|--|---|
| <p><b>Fused Silica with YAG-BBAR Coating</b><br/><b>Typical Transmission</b></p> | <p>Typical transmission of a 3mm thick fused silica window with YAG-BBAR (500-1100nm) coating at 0° AOI.</p> <p>The blue shaded region indicates the coating design wavelength range, with the following specification:</p> <p style="text-align: center;"> <math>R_{abs} \leq 0.25\% @ 532nm</math><br/> <math>R_{abs} \leq 0.25\% @ 1064nm</math><br/> <math>R_{avg} \leq 1.0\% @ 500 - 1100nm</math> </p> <p>Data outside this range is not guaranteed and is for reference only.</p> <p style="text-align: center;"><a href="#">Click Here to Download Data</a></p>           |
| <p><b>Fused Silica with NIR I Coating</b><br/><b>Typical Transmission</b></p>    | <p>Typical transmission of a 3mm thick fused silica window with NIR I (600 - 1050nm) coating at 0° AOI.</p> <p>The blue shaded region indicates the coating design wavelength range, with the following specification:</p> <p style="text-align: center;"><math>R_{avg} \leq 0.5\% @ 600 - 1050nm</math></p> <p>Data outside this range is not guaranteed and is for reference only.</p> <p style="text-align: center;"><a href="#">Click Here to Download Data</a></p>   |
| <p><b>Fused Silica with NIR II Coating</b><br/><b>Typical Transmission</b></p>   | <p>Typical transmission of a 3mm thick fused silica window with NIR II (750 - 1550nm) coating at 0° AOI.</p> <p>The blue shaded region indicates the coating design wavelength range, with the following specification:</p> <p style="text-align: center;"> <math>R_{abs} \leq 1.5\% @ 750 - 800nm</math><br/> <math>R_{abs} \leq 1.0\% @ 800 - 1550nm</math><br/> <math>R_{avg} \leq 0.7\% @ 750 - 1550nm</math> </p> <p>Data outside this range is not guaranteed and is for reference only.</p> <p style="text-align: center;"><a href="#">Click Here to Download Data</a></p> |

### Kompatible Halterungen