

## TECHSPEC® Doppelkonvexe Linse, 15 mm D. x 20 mm BW, VIS-EXT-Beschichtung



Produkt #89-158 **5 In Stock**

[Andere Beschichtungen](#)

⊖ 1 ⊕ €51<sup>00</sup>

**+ WARENKORB**

Mengenrabatte	
Stk. 1-9	€51,50 stückpreis
Stk. 10-24	€46,25 stückpreis
Stk. 25-99	€41,25 stückpreis
Need More?	<a href="#">Angebotsanfrage</a>

ⓘ Preise exklusiv der geltenden Mehrwertsteuer und Abgaben

Downloadbereich

### Produktdetails

Double-Convex Lens **Typ:**

### Physikalische und mechanische Eigenschaften

15.00 +0.000/-0.025	<b>Durchmesser (mm):</b>
<1	<b>Zentrierung (Bogenminuten):</b>
Protective as needed	<b>Fase:</b>
3.50	<b>Mittendicke CT (mm):</b>
±0.10	<b>Toleranz Mittendicke (mm):</b>
1.63	<b>Randdicke ET (mm):</b>
14.00	<b>Freie Apertur CA (mm):</b>

## Optische Eigenschaften

18.99	<b>Hintere Brennweite BFL (mm):</b>
20.00	<b>Effektive Brennweite EFL (mm):</b>
VIS-EXT (350-700nm)	<b>Beschichtung:</b>
R <sub>avg</sub> <0.5% @ 350 - 700nm	<b>Beschichtungsspezifikation:</b>
<b>N-SF11</b>	<b>Substrat:</b> <input type="checkbox"/>
40-20	<b>Oberflächenqualität:</b>
1.5λ	<b>Power (P-V) @ 632,8 nm:</b>
λ/4	<b>Unregelmäßigkeit (P-V) @ 632,8 nm:</b>
30.6	<b>Radius R<sub>1</sub>=R<sub>2</sub> (mm):</b>
1.33	<b>Blende:</b>
587.6	<b>Designwellenlänge Brennweite (nm):</b>
±1	<b>Toleranz Brennweite (%):</b>
0.38	<b>Numerische Apertur NA:</b>
350 - 700	<b>Wellenlängenbereich (nm):</b>

## Konformität mit Standards

<b>Konform</b>	<b>RoHS 2015:</b>
<b>Anzeigen</b>	<b>Konformitätszertifikat:</b>
<b>Konform</b>	<b>Reach 235:</b>

## Produktdetails

- AR-beschichtet für <0,5% Reflexion pro Oberfläche zwischen 350 - 700 nm
- Minimieren Aberrationen wie sphärische Aberration oder Koma
- **DCX-Linsen aus UV-Quarzglas** sind ebenfalls verfügbar
- Weitere Beschichtungen verfügbar: **Unbeschichtet, MgF<sub>2</sub>, VIS 0°, VIS-NIR, NIR I, NIR II** und **YAG-BBAR**

Die TECHSPEC® DCX-Linsen mit AR-Beschichtung VIS-EXT, auch bikonvexe Linsen genannt, haben zwei positive, symmetrische Oberflächen mit gleichem Krümmungsradius auf beiden Seiten. Die Linsen werden generell für Bildgebungen mit endlichem Abstand und Konjugiertenverhältnis (Verhältnis zwischen Objekt- und Bildweite) zwischen 0,2 und 5 empfohlen. Bei einem Konjugiertenverhältnis von 1 sind Aberrationen wie sphärische Aberration, chromatische Aberration, Koma und Verzeichnung aufgrund des symmetrischen Linsendesigns minimiert oder sogar ganz eliminiert. Die TECHSPEC® doppelkonvexen Linsen sind mit verschiedenen Substraten und verschiedenen Beschichtungsoptionen für VIS und NIR verfügbar.

## Technische Informationen

N-BK7

**Uncoated N-BK7 Typical Transmission**

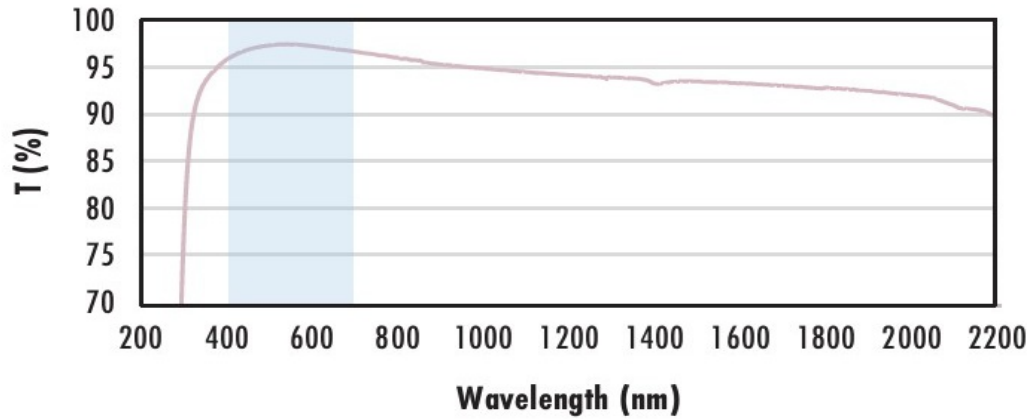
Uncoated N-BK7 Typical Transmission



Typical transmission of a 3mm thick, uncoated N-BK7 window across the UV - NIR spectra.

[Click Here to Download Data](#)

N-BK7 with MgF<sub>2</sub> Coating Typical Transmission



Typical transmission of a 3mm thick N-BK7 window with MgF<sub>2</sub> (400-700nm) coating at 0° AOI.

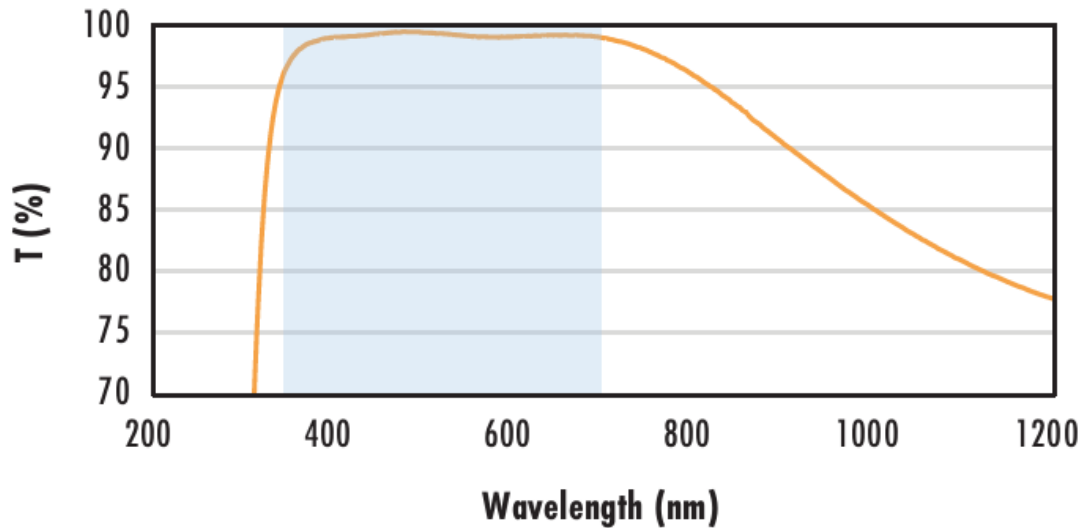
The blue shaded region indicates the coating design wavelength range, with the following specification:

$R_{avg} \leq 1.75\% @ 400 - 700\text{nm}$  (N-BK7)

Data outside this range is not guaranteed and is for reference only.

[Click Here to Download Data](#)

N-BK7 with VIS-EXT Coating Typical Transmission



Typical transmission of a 3mm thick N-BK7 window with VIS-EXT (350-700nm) coating at 0° AOI.

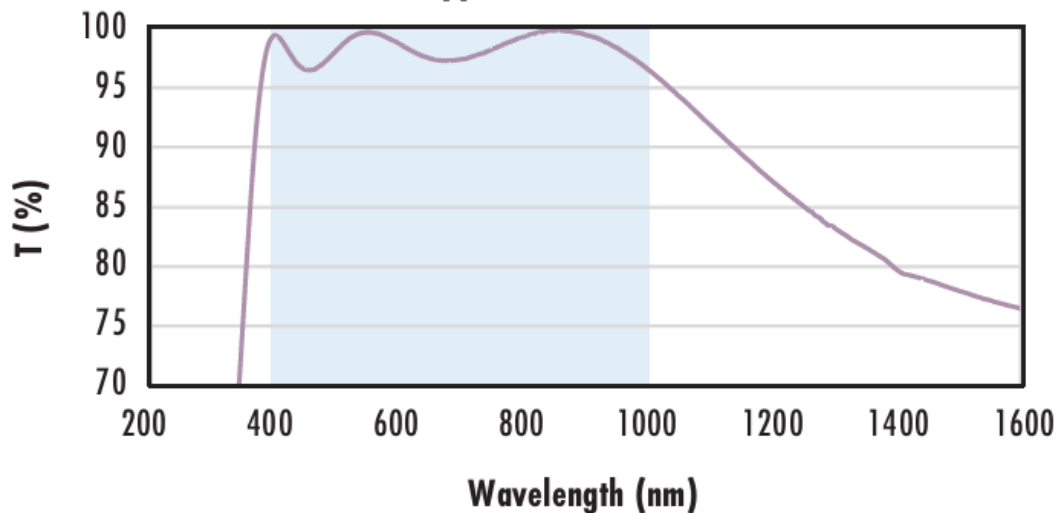
The blue shaded region indicates the coating design wavelength range, with the following specification:

$R_{avg} \leq 0.5\% @ 350 - 700\text{nm}$

Data outside this range is not guaranteed and is for reference only.

[Click Here to Download Data](#)

N-BK7 with VIS-NIR Coating Typical Transmission



Typical transmission of a 3mm thick N-BK7 window with VIS-NIR (400-1000nm) coating at 0° AOI.

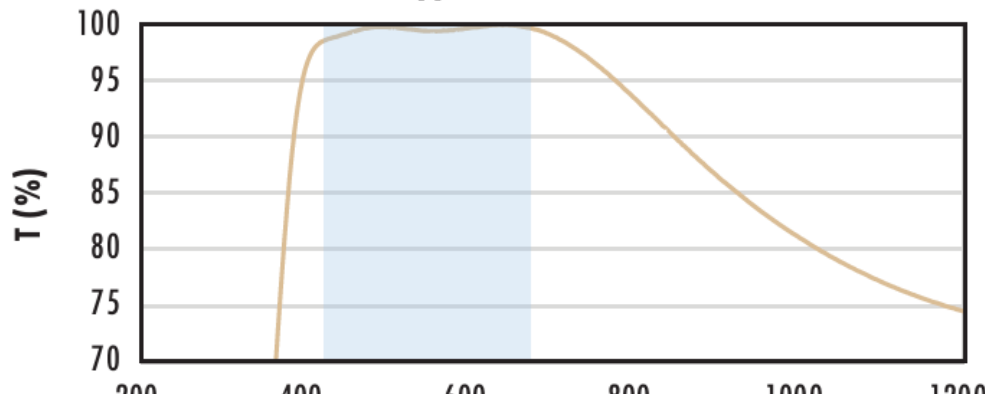
The blue shaded region indicates the coating design wavelength range, with the following specification:

$R_{abs} \leq 0.25\% @ 880\text{nm}$   
 $R_{avg} \leq 1.25\% @ 400 - 870\text{nm}$   
 $R_{avg} \leq 1.25\% @ 890 - 1000\text{nm}$

Data outside this range is not guaranteed and is for reference only.

[Click Here to Download Data](#)

N-BK7 with VIS 0° Coating Typical Transmission



Typical transmission of a 3mm thick N-BK7 window with VIS 0° (425-675nm) coating at 0° AOI.

The blue shaded region indicates the coating design wavelength range, with the following specification:

$R_{avg} \leq 0.4\% @ 425 - 675\text{nm}$

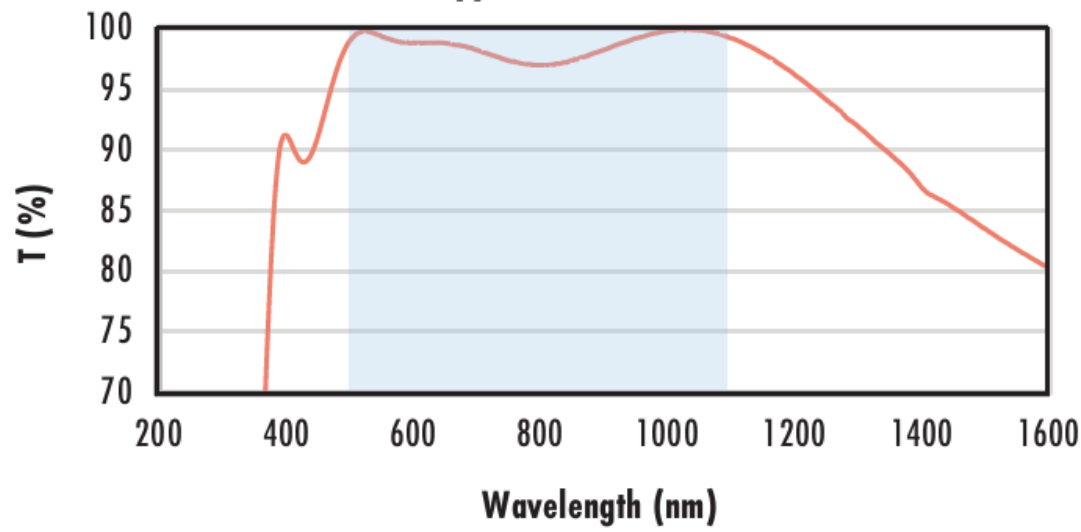
Data outside this range is not guaranteed and is for reference only.

[Click Here to Download Data](#)

200 400 600 800 1000 1200

Wavelength (nm)

### N-BK7 with YAG-BBAR Coating Typical Transmission



Typical transmission of a 3mm thick N-BK7 window with YAG-BBAR (500-1100nm) coating at 0° AOI.

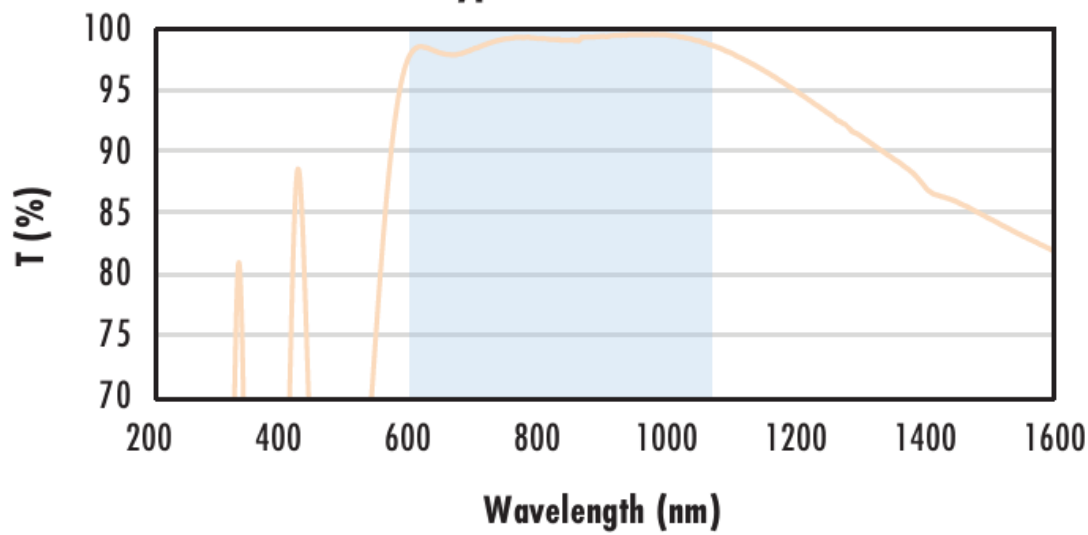
The blue shaded region indicates the coating design wavelength range, with the following specification:

$R_{abs} \leq 0.25\% @ 532nm$   
 $R_{abs} \leq 0.25\% @ 1064nm$   
 $R_{avg} \leq 1.0\% @ 500 - 1100nm$

Data outside this range is not guaranteed and is for reference only.

[Click Here to Download Data](#)

### N-BK7 with NIR I Coating Typical Transmission



Typical transmission of a 3mm thick N-BK7 window with NIR I (600 - 1050nm) coating at 0° AOI.

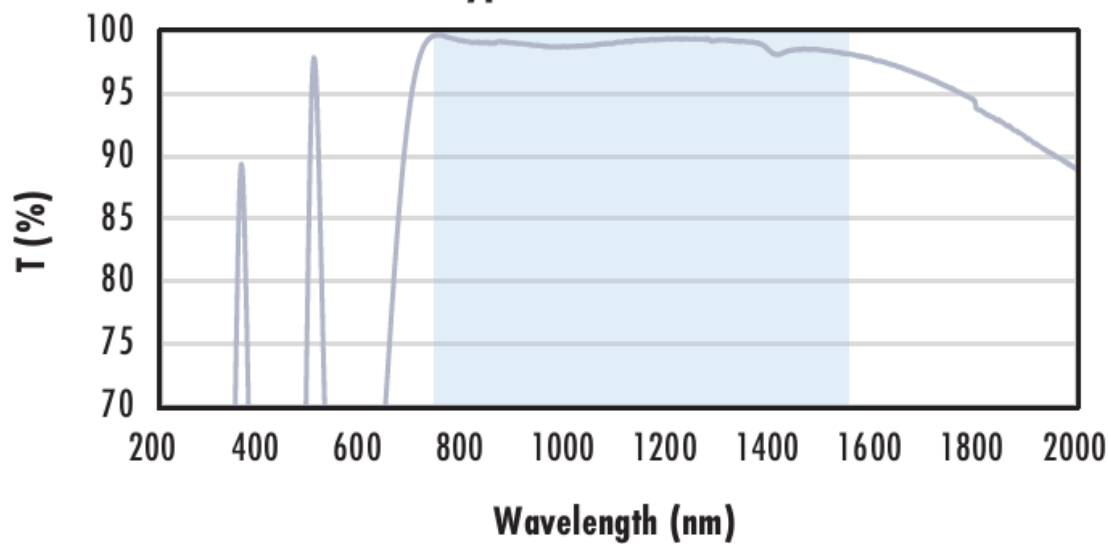
The blue shaded region indicates the coating design wavelength range, with the following specification:

$R_{avg} \leq 0.5\% @ 600 - 1050nm$

Data outside this range is not guaranteed and is for reference only.

[Click Here to Download Data](#)

### N-BK7 with NIR II Coating Typical Transmission



Typical transmission of a 3mm thick N-BK7 window with NIR II (750 - 1550nm) coating at 0° AOI.

The blue shaded region indicates the coating design wavelength range, with the following specification:

$R_{abs} \leq 1.5\% @ 750 - 800nm$   
 $R_{abs} \leq 1.0\% @ 800 - 1550nm$   
 $R_{avg} \leq 0.7\% @ 750 - 1550nm$

Data outside this range is not guaranteed and is for reference only.

[Click Here to Download Data](#)

Kompatible Halterungen