

TECHSPEC®

Plankonvexe Linse aus UV-Quarzglas, 15 mm Durchm. x 30 mm BW, UV-VIS-beschichtet



UV Fused Silica Plano-Convex (PCX) Lenses



Produkt **#84-298** **3 In Stock**

- 1 + €171⁰⁰

+ WARENKORB

| Mengenrabatte | |
|---------------|---------------------------------|
| Stk. 1-5 | €171,00 stückpreis |
| Stk. 6-25 | €137,00 stückpreis |
| Stk. 26-49 | €128,00 stückpreis |
| Need More? | Angebotsanfrage |

ⓘ Preise exklusiv der geltenden Mehrwertsteuer und Abgaben

Downloadbereich

Produktdetails

Plano-Convex Lens **Typ:**

Physikalische und mechanische Eigenschaften

| | |
|----------------------|------------------------------------|
| 15.00 +0.0/-0.025 | Durchmesser (mm): |
| <1 | Zentrierung (Bogenminuten): |
| 3.60 ±0.10 | Mittendicke CT (mm): |
| 1.38 | Randdicke ET (mm): |
| 14 | Freie Apertur CA (mm): |
| Protective as needed | Fase: |

Optische Eigenschaften

| | |
|--|--|
| 30.00 @ 587.6nm | Effektive Brennweite EFL (mm): |
| 27.53 | Hintere Brennweite BFL (mm): |
| UV-VIS (250-700nm) | Beschichtung: |
| R _{abs} ≤1.0% @ 350 - 450nm R _{avg} ≤1.5% @ 250 - 700nm | Beschichtungsspezifikation: |
| Fused Silica (Corning 7980) | Substrat: <input type="checkbox"/> |
| 40-20 | Oberflächenqualität: |
| 1.5λ | Power (P-V) @ 632,8 nm: |
| λ/4 | Unregelmäßigkeit (P-V) @ 632,8 nm: |
| ±1 | Toleranz Brennweite (%): |
| 13.75 | Radius R₁ (mm): |
| 2 | Blende: |
| 0.25 | Numerische Apertur NA: |
| 250 - 700 | Wellenlängenbereich (nm): |
| 3 J/cm ² @ 355nm, 10ns 5 J/cm ² @ 532nm, 10ns | Zerstörschwelle, Referenz: <input type="checkbox"/> |

Konformität mit Standards

| | |
|----------|--------------------------------|
| Konform | RoHS 2015: |
| Anzeigen | Konformitätszertifikat: |
| Konform | Reach 235: |

Gewünschte Spezifikationen nicht dabei?

Edmund Optics bietet einen umfangreichen kundenspezifischen Fertigungsservice für Optik- und Bildverarbeitungskomponenten an, speziell hergestellt für Ihre Anwendungsanforderungen. Wir ermöglichen flexible Lösungen für Ihre Bedürfnisse – von der Prototypenphase bis zur Serienfertigung. Unsere erfahrenen IngenieurInnen freuen sich auf die Zusammenarbeit und unterstützen Sie bei jedem Projektschritt.

Unser Service beinhaltet:

- Kundenspezifische Abmessungen, Materialien und mehr
- Hochpräzise Oberflächenqualität und -ebenheit
- Enge Toleranzen und komplexe Formen
- Skalierbare Produktion – vom Prototypen zur Serie

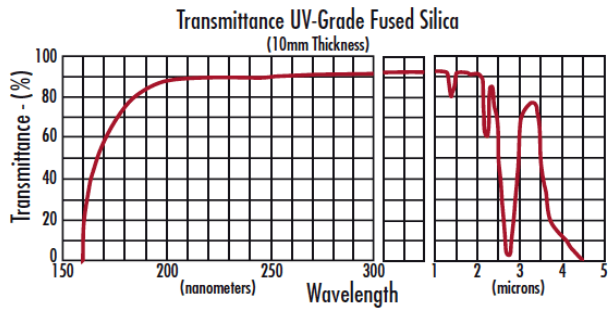
Erfahren Sie mehr über unsere [kundenspezifischen Fertigungsmöglichkeiten](#) oder senden Sie [hier](#) eine Anfrage.

Produktdetails

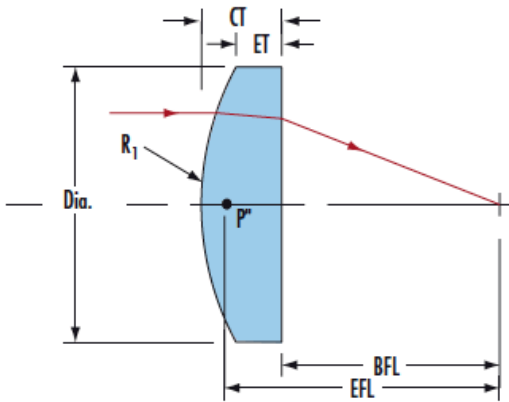
- AR-Beschichtung bietet <1,5% Reflexion pro Oberfläche für 250-700 nm
- Präzise Quarzglassubstrate
- Verschiedene Beschichtungen verfügbar: [Unbeschichtet](#), [MgF₂](#), [UV-AR](#), [VIS-NIR](#), [VIS 0°](#), [YAG-BBAR](#), [NIR I](#), [NIR II](#) und [VIS-EXT](#)

TECHSPEC® Plankonvexe Linsen (PCX) aus UV-Quarzglas zeichnen sich durch Präzisionsspezifikationen und eine Vielzahl von Beschichtungsmöglichkeiten auf einem breitbandigen Substrat aus. Quarzglas wird üblicherweise in Anwendungen von Ultraviolett (UV) bis Nahinfrarot (NIR) verwendet. Aufgrund seines niedrigen Brechungsindex, seines niedrigen Wärmeausdehnungskoeffizienten und seiner geringen Einschlüsse ist es ideal für Laseranwendungen und raue Umgebungsbedingungen. TECHSPEC Plankonvexe Linsen (PCX) aus UV-Quarzglas mit branchenweit führenden Spezifikationen für Durchmesser und Zentrierung eignen sich ideal für die Integration in anspruchsvolle Bildgebungs- und Messanwendungen.

Technische Informationen

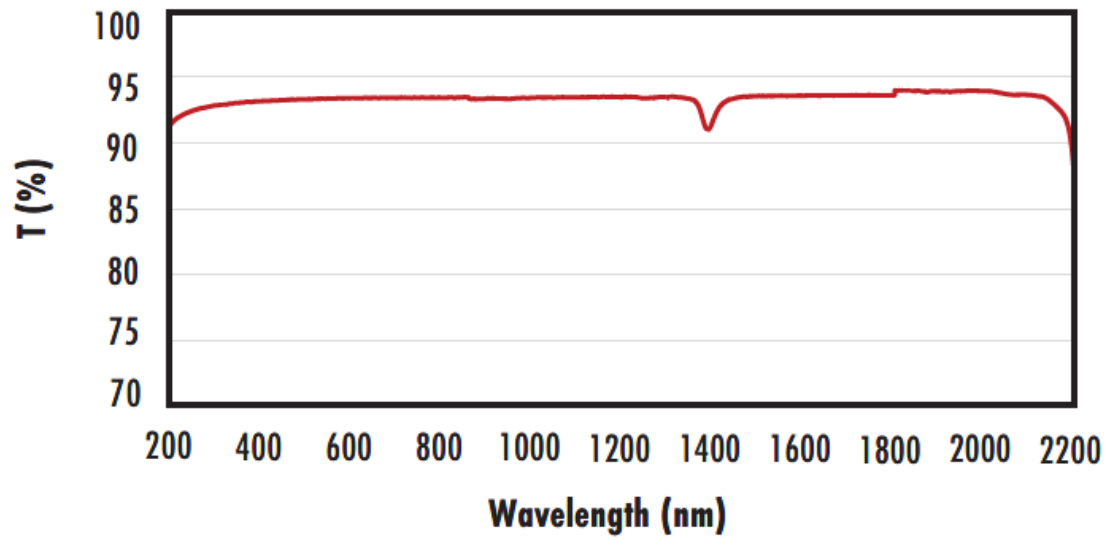


UV FS Transmission Curve



FUSED SILICA

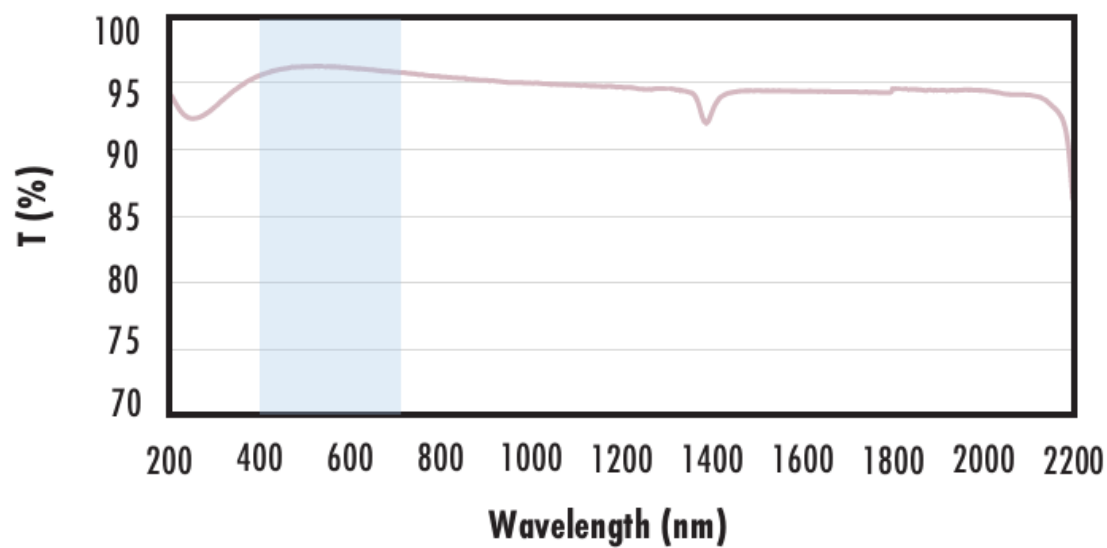
Uncoated Fused Silica Typical Transmission



Typical transmission of a 3mm thick, uncoated fused silica window across the UV - NIR spectra.

[Click Here to Download Data](#)

Fused Silica with MgF₂ Coating Typical Transmission



Typical transmission of a 3mm thick fused silica window with MgF₂ (400-700nm) coating at 0° AOI.


The blue shaded region indicates the coating design wavelength range, with the following specification:

$$R_{avg} \leq 1.75\% \text{ @ } 400 - 700\text{nm (N-BK7)}$$

Data outside this range is not guaranteed and is for reference only.

[Click Here to Download Data](#)

Fused Silica with UV-AR Coating Typical Transmission



Typical transmission of a 3mm thick fused silica window with UV-AR (250-425nm) coating at 0° AOI.

The blue shaded region indicates the coating design wavelength range, with the following specification:

$$R_{abs} \leq 1.0\% \text{ @ } 250 - 425\text{nm}$$

$$R_{avg} \leq 0.75\% \text{ @ } 250 - 425\text{nm}$$

$$R_{avg} \leq 0.5\% \text{ @ } 370 - 420\text{nm}$$

Data outside this range is not guaranteed and is for



reference only.
[Click Here to Download Data](#)

Fused Silica with UV-VIS Coating Typical Transmission



Typical transmission of a 3mm thick fused silica window with UV-VIS (250-700nm) coating at 0° AOI.

The blue shaded region indicates the coating design wavelength range, with the following specification:

$$R_{abs} \leq 1.0\% @ 350 - 450nm$$

$$R_{avg} \leq 1.5\% @ 250 - 700nm$$

Data outside this range is not guaranteed and is for reference only.

[Click Here to Download Data](#)

Fused Silica with VIS-EXT Coating Typical Transmission



Typical transmission of a 3mm thick fused silica window with VIS-EXT (350-700nm) coating at 0° AOI.

The blue shaded region indicates the coating design wavelength range, with the following specification:

$$R_{avg} \leq 0.5\% @ 350 - 700nm$$

Data outside this range is not guaranteed and is for reference only.

[Click Here to Download Data](#)

Fused Silica with VIS-NIR Coating Typical Transmission



Typical transmission of a 3mm thick fused silica window with VIS-NIR (400-1000nm) coating at 0° AOI.

The blue shaded region indicates the coating design wavelength range, with the following specification:

$$R_{abs} \leq 0.25\% @ 880nm$$

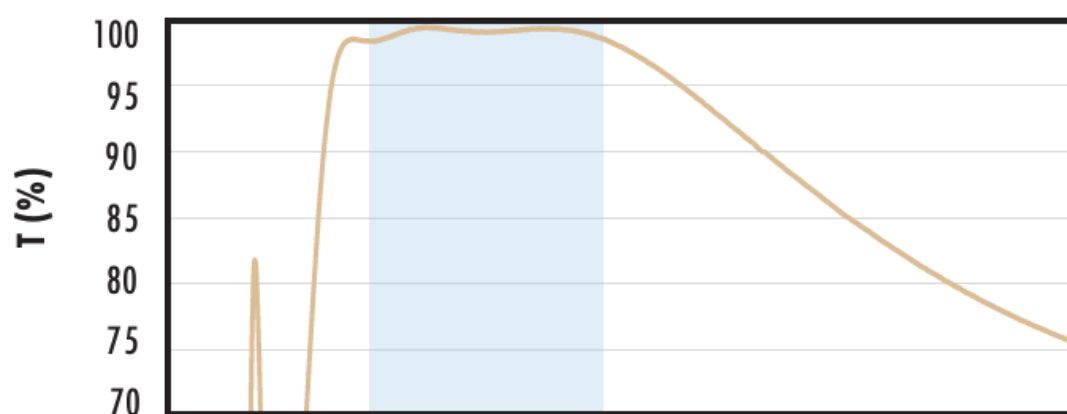
$$R_{avg} \leq 1.25\% @ 400 - 870nm$$

$$R_{avg} \leq 1.25\% @ 890 - 1000nm$$

Data outside this range is not guaranteed and is for reference only.

[Click Here to Download Data](#)

Fused Silica with VIS 0° Coating Typical Transmission



Typical transmission of a 3mm thick fused silica window with VIS 0° (425-675nm) coating at 0° AOI.

The blue shaded region indicates the coating design wavelength range, with the following specification:

$$R_{avg} \leq 0.4\% @ 425 - 675nm$$

Data outside this range is not guaranteed and is for reference only.

[Click Here to Download Data](#)

| | |
|---|---|
| <p style="text-align: center;">200 400 600 800 1000 1200</p> <p style="text-align: center;">Wavelength (nm)</p> <p style="text-align: center;">Fused Silica with YAG-BBAR Coating Typical Transmission</p> <p style="text-align: center;">200 400 600 800 1000 1200 1400 1600</p> <p style="text-align: center;">Wavelength (nm)</p> | <p>Typical transmission of a 3mm thick fused silica window with YAG-BBAR (500-1100nm) coating at 0° AOI.</p> <p>The blue shaded region indicates the coating design wavelength range, with the following specification:</p> <p style="text-align: center;">$R_{abs} \leq 0.25\% @ 532nm$ $R_{abs} \leq 0.25\% @ 1064nm$ $R_{avg} \leq 1.0\% @ 500 - 1100nm$</p> <p>Data outside this range is not guaranteed and is for reference only.</p> <p style="text-align: center;">Click Here to Download Data</p> |
| <p style="text-align: center;">Fused Silica with NIR I Coating Typical Transmission</p> <p style="text-align: center;">200 400 600 800 1000 1200 1400 1600</p> <p style="text-align: center;">Wavelength (nm)</p> | <p>Typical transmission of a 3mm thick fused silica window with NIR I (600 - 1050nm) coating at 0° AOI.</p> <p>The blue shaded region indicates the coating design wavelength range, with the following specification:</p> <p style="text-align: center;">$R_{avg} \leq 0.5\% @ 600 - 1050nm$</p> <p>Data outside this range is not guaranteed and is for reference only.</p> <p style="text-align: center;">Click Here to Download Data</p> |
| <p style="text-align: center;">Fused Silica with NIR II Coating Typical Transmission</p> <p style="text-align: center;">200 400 600 800 1000 1200 1400 1600 1800 2000</p> <p style="text-align: center;">Wavelength (nm)</p> | <p>Typical transmission of a 3mm thick fused silica window with NIR II (750 - 1550nm) coating at 0° AOI.</p> <p>The blue shaded region indicates the coating design wavelength range, with the following specification:</p> <p style="text-align: center;">$R_{abs} \leq 1.5\% @ 750 - 800nm$ $R_{abs} \leq 1.0\% @ 800 - 1550nm$ $R_{avg} \leq 0.7\% @ 750 - 1550nm$</p> <p>Data outside this range is not guaranteed and is for reference only.</p> <p style="text-align: center;">Click Here to Download Data</p> |

Kompatible Halterungen