

TECHSPEC® Doppelkonvexe Linse, 18 mm D. x 36 mm BW, VIS-EXT-Beschichtung



Produkt **#89-167** **13 In Stock**

[Andere Beschichtungen](#)

1 €53⁰⁰

+ WARENKORB

Mengenrabatte

| | |
|------------|---------------------------------|
| Stk. 1-9 | €53,50 stückpreis |
| Stk. 10-24 | €48,00 stückpreis |
| Stk. 25-99 | €42,75 stückpreis |
| Need More? | Angebotsanfrage |

i Preise exklusiv der geltenden Mehrwertsteuer und Abgaben

Downloadbereich

Produktdetails

Double-Convex Lens **Typ:**

Physikalische und mechanische Eigenschaften

| | |
|----------------------|------------------------------------|
| 18.00 +0.000/-0.025 | Durchmesser (mm): |
| <1 | Zentrierung (Bogenminuten): |
| Protective as needed | Fase: |
| 4.80 | Mittendicke CT (mm): |
| ±0.10 | Toleranz Mittendicke (mm): |
| 2.55 | Randdicke ET (mm): |
| 17.00 | Freie Apertur CA (mm): |

Optische Eigenschaften

| | |
|--------------------------------------|---|
| 34.59 | Hintere Brennweite BFL (mm): |
| 36.00 | Effektive Brennweite EFL (mm): |
| VIS-EXT (350-700nm) | Beschichtung: |
| R _{avg} <0.5% @ 350 - 700nm | Beschichtungsspezifikation: |
| N-BK7 | Substrat: <input type="checkbox"/> |
| 40-20 | Oberflächenqualität: |
| 1.5λ | Power (P-V) @ 632,8 nm: |
| λ/4 | Unregelmäßigkeit (P-V) @ 632,8 nm: |
| 36.6 | Radius R₁=R₂ (mm): |
| 2.00 | Blende: |
| 587.6 | Designwellenlänge Brennweite (nm): |
| ±1 | Toleranz Brennweite (%): |
| 0.25 | Numerische Apertur NA: |
| 350 - 700 | Wellenlängenbereich (nm): |

Konformität mit Standards

| | |
|-----------------|--------------------------------|
| Konform | RoHS 2015: |
| Anzeigen | Konformitätszertifikat: |
| Konform | Reach 235: |

Produktdetails

- AR-beschichtet für <0,5% Reflexion pro Oberfläche zwischen 350 - 700 nm
- Minimieren Aberrationen wie sphärische Aberration oder Koma
- **DCX-Linsen aus UV-Quarzglas** sind ebenfalls verfügbar
- Weitere Beschichtungen verfügbar: **Unbeschichtet, MgF₂, VIS 0°, VIS-NIR, NIR I, NIR II** und **YAG-BBAR**

Die TECHSPEC® DCX-Linsen mit AR-Beschichtung MS-EXT, auch bikonvexe Linsen genannt, haben zwei positive, symmetrische Oberflächen mit gleichem Krümmungsradius auf beiden Seiten. Die Linsen werden generell für Bildgebungen mit endlichem Abstand und Konjugiertenverhältnis (Verhältnis zwischen Objekt- und Bildweite) zwischen 0,2 und 5 empfohlen. Bei einem Konjugiertenverhältnis von 1 sind Aberrationen wie sphärische Aberration, chromatische Aberration, Koma und Verzeichnung aufgrund des symmetrischen Linsendesigns minimiert oder sogar ganz eliminiert. Die TECHSPEC® doppelkonvexen Linsen sind mit verschiedenen Substraten und verschiedenen Beschichtungsoptionen für VIS und NIR verfügbar.

Technische Informationen

N-BK7

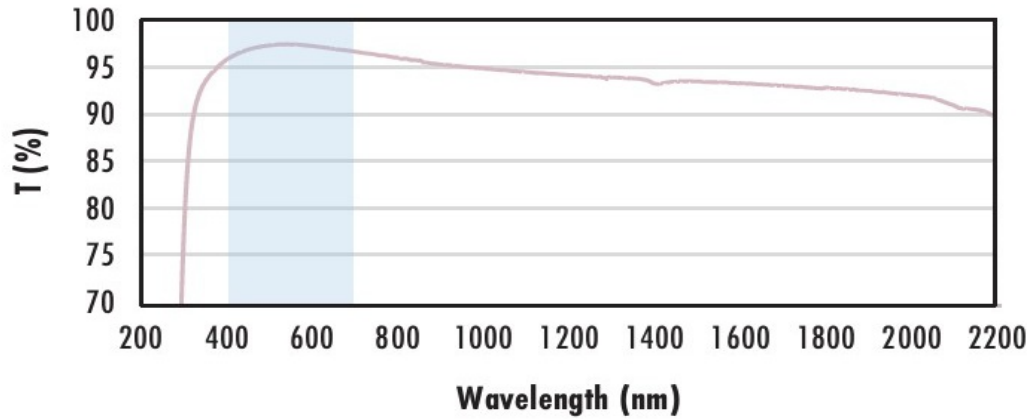
Uncoated N-BK7 Typical Transmission

Uncoated N-BK7 Typical Transmission



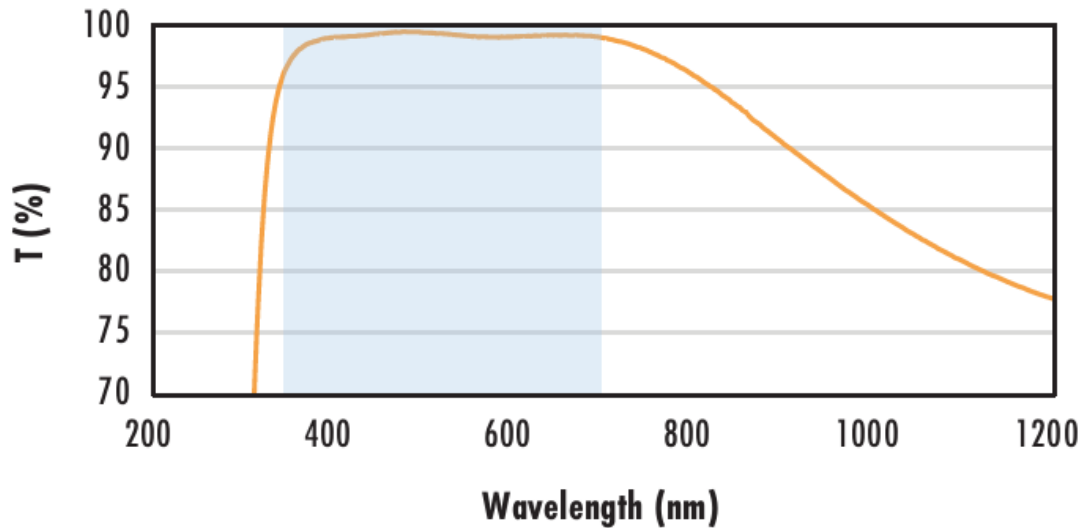
Typical transmission of a 3mm thick, uncoated N-BK7 window across the UV - NIR spectra.
[Click Here to Download Data](#)

N-BK7 with MgF₂ Coating Typical Transmission



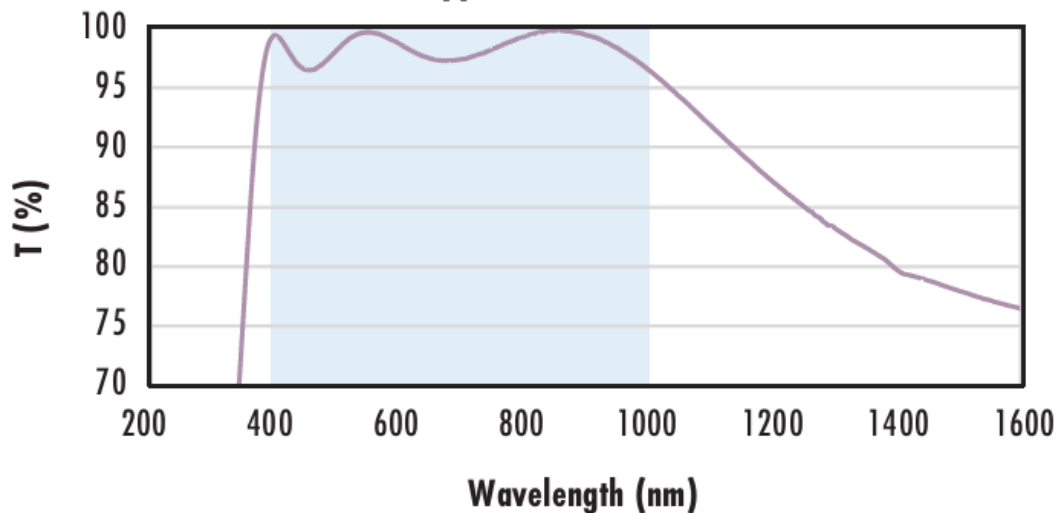
Typical transmission of a 3mm thick N-BK7 window with MgF₂ (400-700nm) coating at 0° AOI.
 The blue shaded region indicates the coating design wavelength range, with the following specification:
 $R_{avg} \leq 1.75\% @ 400 - 700\text{nm}$ (N-BK7)
 Data outside this range is not guaranteed and is for reference only.
[Click Here to Download Data](#)

N-BK7 with VIS-EXT Coating Typical Transmission



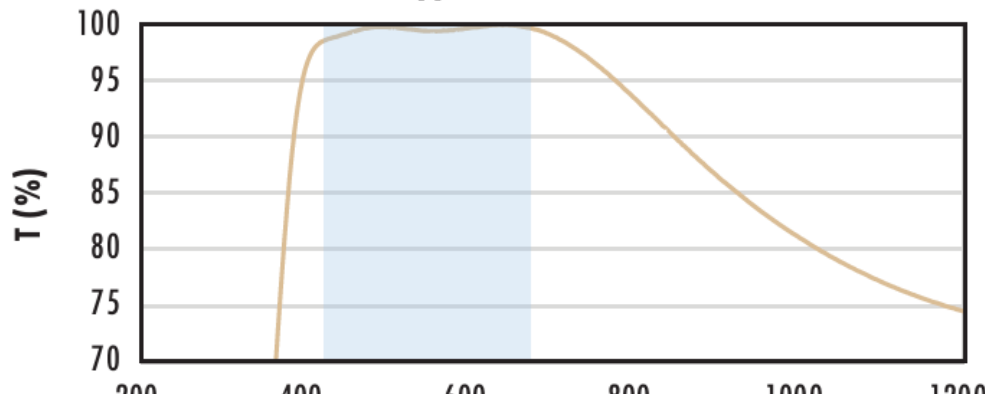
Typical transmission of a 3mm thick N-BK7 window with VIS-EXT (350-700nm) coating at 0° AOI.
 The blue shaded region indicates the coating design wavelength range, with the following specification:
 $R_{avg} \leq 0.5\% @ 350 - 700\text{nm}$
 Data outside this range is not guaranteed and is for reference only.
[Click Here to Download Data](#)

N-BK7 with VIS-NIR Coating Typical Transmission



Typical transmission of a 3mm thick N-BK7 window with VIS-NIR (400-1000nm) coating at 0° AOI.
 The blue shaded region indicates the coating design wavelength range, with the following specification:
 $R_{abs} \leq 0.25\% @ 880\text{nm}$
 $R_{avg} \leq 1.25\% @ 400 - 870\text{nm}$
 $R_{avg} \leq 1.25\% @ 890 - 1000\text{nm}$
 Data outside this range is not guaranteed and is for reference only.
[Click Here to Download Data](#)

N-BK7 with VIS 0° Coating Typical Transmission

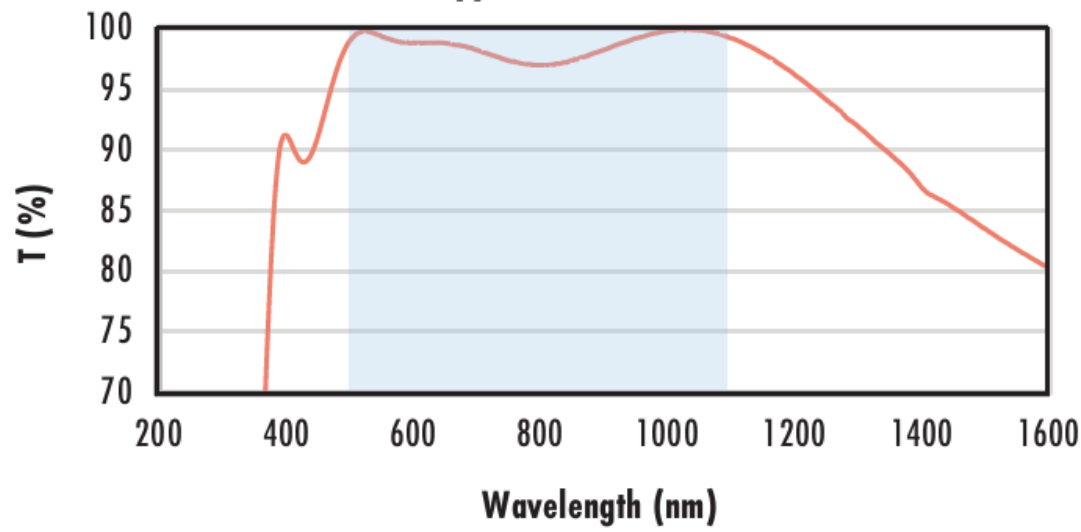


Typical transmission of a 3mm thick N-BK7 window with VIS 0° (425-675nm) coating at 0° AOI.
 The blue shaded region indicates the coating design wavelength range, with the following specification:
 $R_{avg} \leq 0.4\% @ 425 - 675\text{nm}$
 Data outside this range is not guaranteed and is for reference only.
[Click Here to Download Data](#)

200 400 600 800 1000 1200

Wavelength (nm)

N-BK7 with YAG-BBAR Coating Typical Transmission



Typical transmission of a 3mm thick N-BK7 window with YAG-BBAR (500-1100nm) coating at 0° AOI.

The blue shaded region indicates the coating design wavelength range, with the following specification:

$$R_{abs} \leq 0.25\% @ 532nm$$

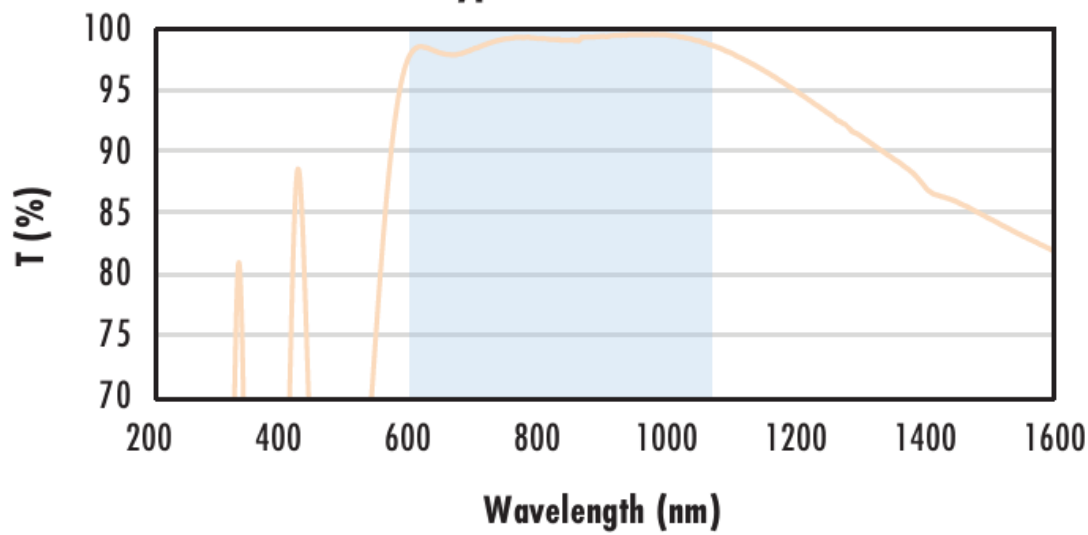
$$R_{abs} \leq 0.25\% @ 1064nm$$

$$R_{avg} \leq 1.0\% @ 500 - 1100nm$$

Data outside this range is not guaranteed and is for reference only.

[Click Here to Download Data](#)

N-BK7 with NIR I Coating Typical Transmission



Typical transmission of a 3mm thick N-BK7 window with NIR I (600 - 1050nm) coating at 0° AOI.

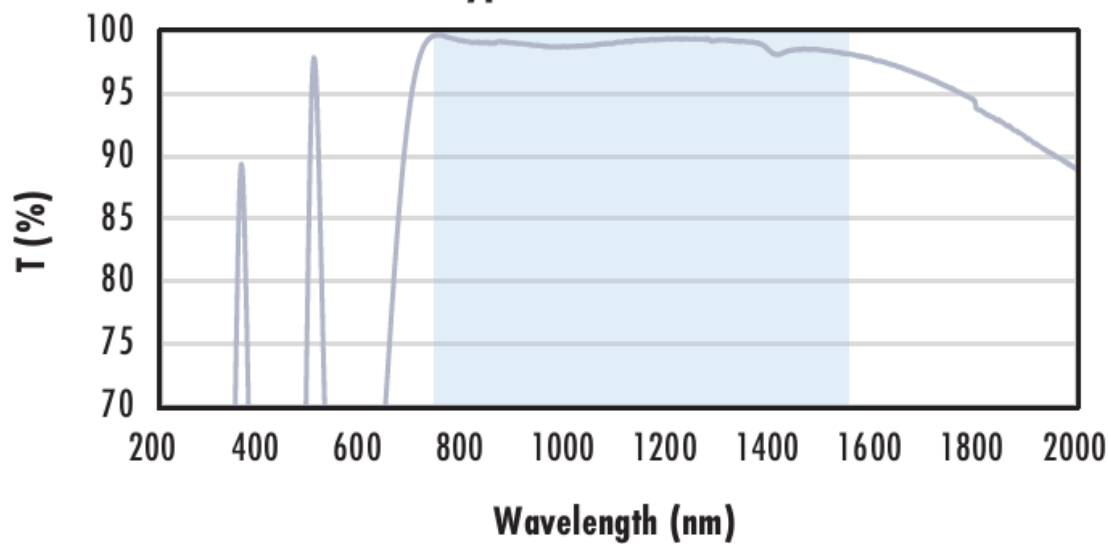
The blue shaded region indicates the coating design wavelength range, with the following specification:

$$R_{avg} \leq 0.5\% @ 600 - 1050nm$$

Data outside this range is not guaranteed and is for reference only.

[Click Here to Download Data](#)

N-BK7 with NIR II Coating Typical Transmission



Typical transmission of a 3mm thick N-BK7 window with NIR II (750 - 1550nm) coating at 0° AOI.

The blue shaded region indicates the coating design wavelength range, with the following specification:

$$R_{abs} \leq 1.5\% @ 750 - 800nm$$

$$R_{abs} \leq 1.0\% @ 800 - 1550nm$$

$$R_{avg} \leq 0.7\% @ 750 - 1550nm$$

Data outside this range is not guaranteed and is for reference only.

[Click Here to Download Data](#)

Kompatible Halterungen