


**TECHSPEC®  $\lambda/4$ -Quarzglasfenster, 20 mm Durchm., 1 mm Dicke, VIS-0°-beschichtet**



TECHSPEC®  $\lambda/4$  UV Fused Silica Windows

Produkt #72-349 **3 In Stock**

⊖ 1 ⊕ €147.<sup>00</sup>

**+ WARENKORB**

Mengenrabatte	
Stk. 1-5	€147,00 stückpreis
Stk. 6-25	€118,00 stückpreis
Stk. 26-49	€110,00 stückpreis
Need More?	<a href="#">Angebotsanfrage</a>

ⓘ Preise exklusiv der geltenden Mehrwertsteuer und Abgaben

Downloadbereich

**Produktdetails**

Protective Window **Typ:**

**Physikalische und mechanische Eigenschaften**

18.00 **Freie Apertur CA (mm):**

**Durchmesser (mm):**

20.00 +0.00/-0.10

1.00 ±0.10 **Dicke (mm):**

<1 **Parallelität (Bogenminuten):**

Protective as needed **Fase:**

90 **Freie Apertur (%):**

Fine Ground **Kanten:**

0.16 **Poisson-Zahl:**

73 **Elastizitätsmodul (GPa):**

522.00 **Knoop-Härte (kg/mm<sup>2</sup>):**

## Optische Eigenschaften

MS 0° (425-675nm) **Beschichtung:**

**Fused Silica** (Corning 7980) **Substrat:**

1.458 **Brechungsindex (n<sub>d</sub>):**

40-20 **Oberflächenqualität:**

λ/4 **Transmittierte Wellenfront, P-V:**

67.8 **Abbe-Zahl (v<sub>d</sub>):**

R<sub>avg</sub> ≤0.4% @425 - 675nm **Beschichtungsspezifikation:**

425 - 675 **Wellenlängenbereich (nm):**

5 J/cm<sup>2</sup> @532nm, 10ns **Zerstörschwelle, Referenz:**

## Materialeigenschaften

2.20 **Dichte (g/cm<sup>3</sup>):**

**Thermischer Ausdehnungskoeffizient CTE (10<sup>-6</sup>/°C):**  
0.52 (+5 to +35°C)  
0.57 (0 to +200°C)  
0.48 (-100 to +200°C)

## Konformität mit Standards

**Konform** **RoHS 2015:**

**Anzeigen** **Konformitätszertifikat:**

**Konform** **REACH 241:**

## Gewünschte Spezifikationen nicht dabei?

Edmund Optics bietet einen umfangreichen kundenspezifischen Fertigungsservice für Optik- und Bildverarbeitungsanwendungen an, speziell hergestellt für Ihre Anwendungsanforderungen. Wir ermöglichen flexible Lösungen für Ihre Bedürfnisse – von der Prototypenphase bis zur Serienfertigung. Unsere erfahrenen IngenieurInnen freuen sich auf die Zusammenarbeit und unterstützen Sie bei jedem Projektschritt.

Unser Service beinhaltet:

- Kundenspezifische Abmessungen, Materialien und mehr
- Hochpräzise Oberflächenqualität und -ebenheit
- Enge Toleranzen und komplexe Formen
- Skalierbare Produktion – vom Prototypen zur Serie

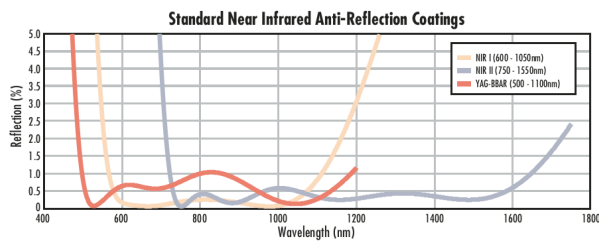
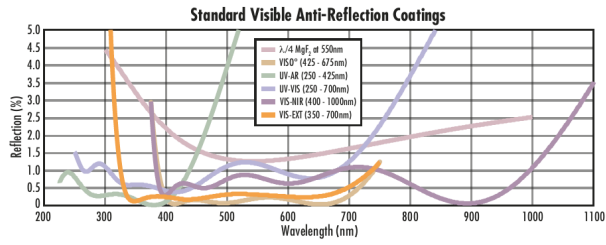
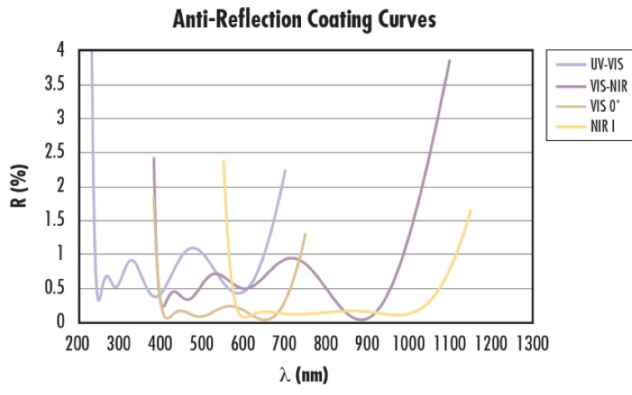
Erfahren Sie mehr über unsere [kundenspezifischen Fertigungsmöglichkeiten](#) oder senden Sie [hier](#) eine Anfrage.

## Produktdetails

- Verfügbar unbeschichtet sowie BBAR-beschichtet für UV, VIS und NIR
- Ideal für Bildverarbeitungsanwendungen
- Rund oder rechteckig mit Größen von 5 bis 200 mm
- 1λ- oder λ/10-Fenster aus UV-Quarzglas sind ebenfalls verfügbar

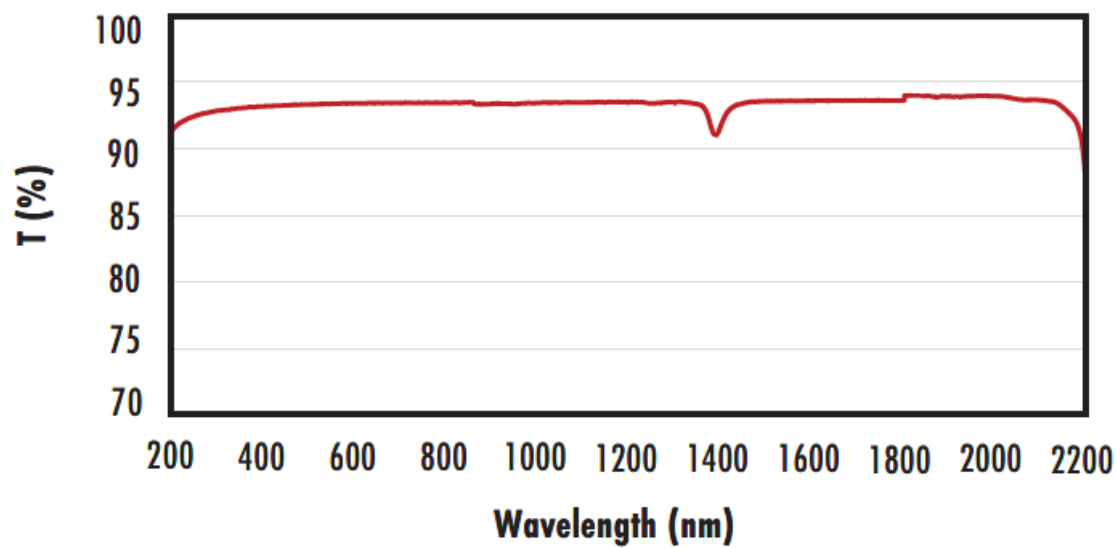
TECHSPEC® λ/4-Fenster aus UV-Quarzglas haben eine Oberflächenqualität von 40-20 und einen transmittierten Wellenfrontfehler von λ/4. Dies macht sie ideal für Bildverarbeitungsanwendungen. Die Fenster bestehen aus UV-Quarzglas substraten und bieten eine hohe Transmission vom ultravioletten über den sichtbaren bis zum nahinfraroten Bereich. Es sind breitbandige Antireflexionsbeschichtungen (BBAR) verfügbar, um Reflexionsverluste zu

## Technische Informationen



### FUSED SILICA

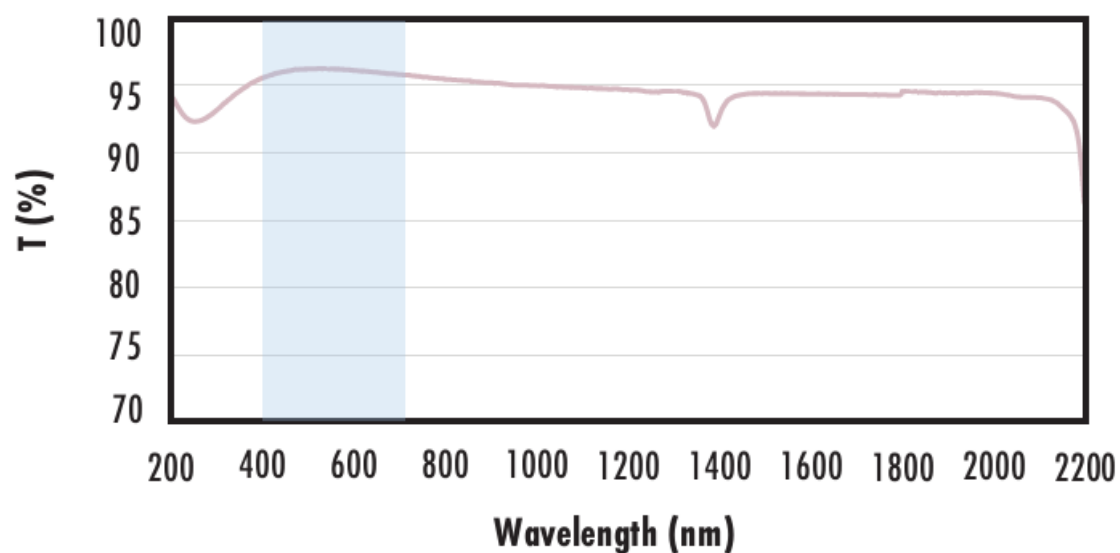
#### Uncoated Fused Silica Typical Transmission



Typical transmission of a 3mm thick, uncoated fused silica window across the UV - NIR spectra.

[Click Here to Download Data](#)

#### Fused Silica with MgF<sub>2</sub> Coating Typical Transmission



Typical transmission of a 3mm thick fused silica window with MgF<sub>2</sub> (400-700nm) coating at 0° AOI.

The blue shaded region indicates the coating design wavelength range, with the following specification:

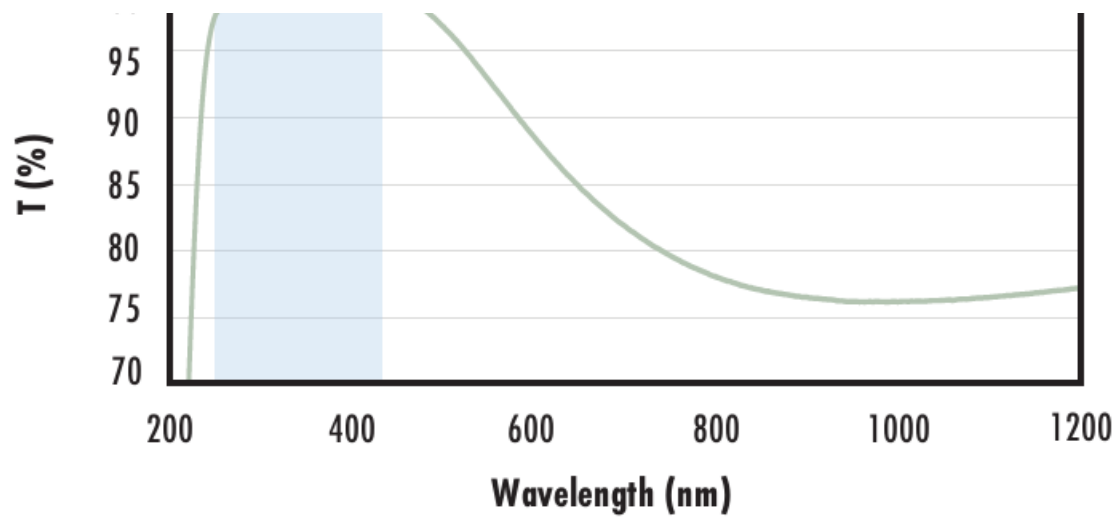
$$R_{avg} \leq 1.75\% @ 400 - 700\text{nm (N-BK7)}$$

Data outside this range is not guaranteed and is for reference only.

[Click Here to Download Data](#)

#### Fused Silica with UV-AR Coating Typical Transmission





Typical transmission of a 3mm thick fused silica window with UV-AR (250-425nm) coating at 0° AOI.

The blue shaded region indicates the coating design wavelength range, with the following specification:

$$R_{abs} \leq 1.0\% @ 250 - 425\text{nm}$$

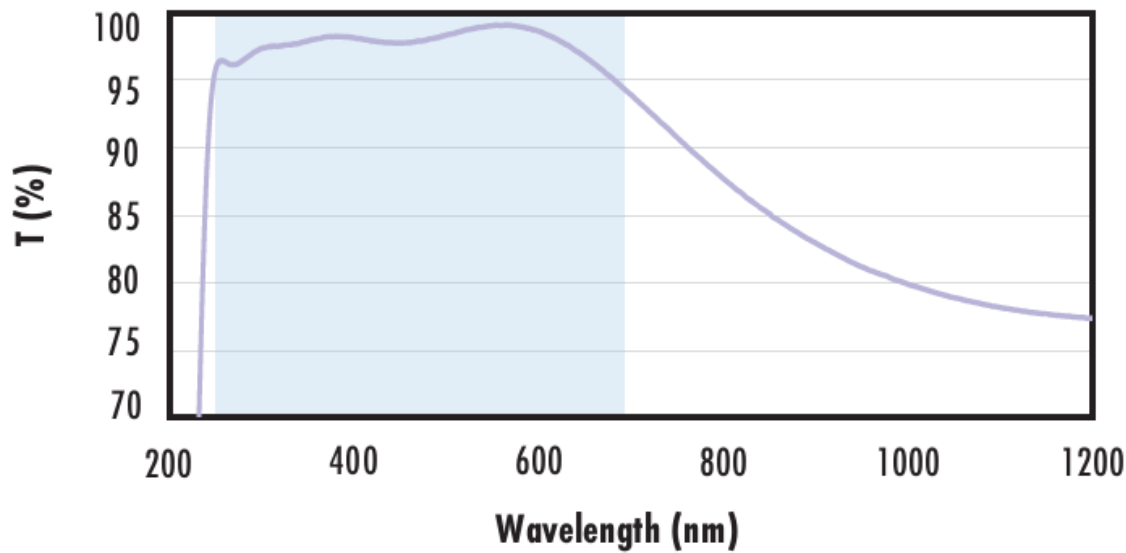
$$R_{avg} \leq 0.75\% @ 250 - 425\text{nm}$$

$$R_{avg} \leq 0.5\% @ 370 - 420\text{nm}$$

Data outside this range is not guaranteed and is for reference only.

[Click Here to Download Data](#)

### Fused Silica with UV-VIS Coating Typical Transmission



Typical transmission of a 3mm thick fused silica window with UV-VIS (250-700nm) coating at 0° AOI.

The blue shaded region indicates the coating design wavelength range, with the following specification:

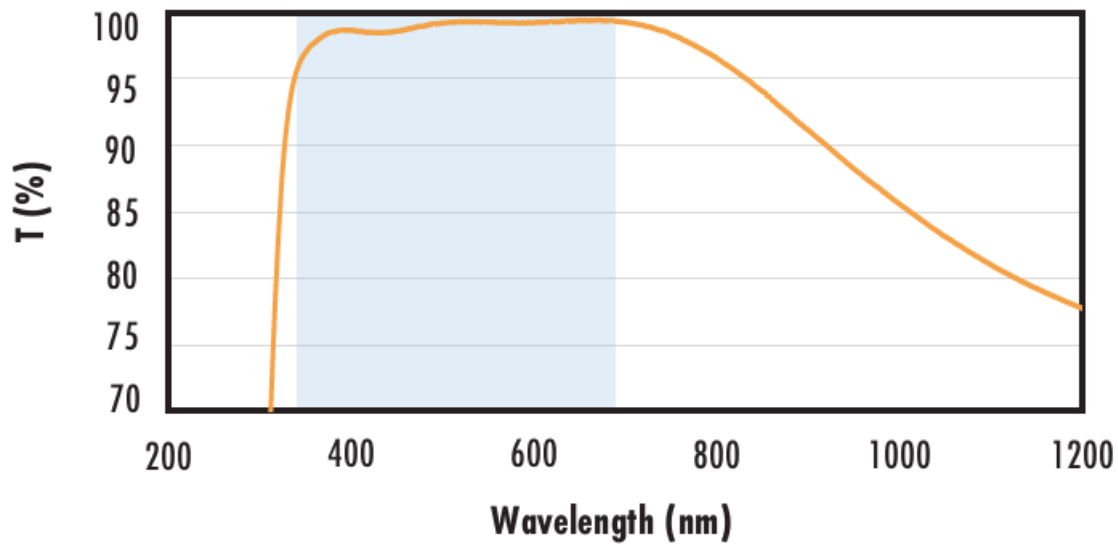
$$R_{abs} \leq 1.0\% @ 350 - 450\text{nm}$$

$$R_{avg} \leq 1.5\% @ 250 - 700\text{nm}$$

Data outside this range is not guaranteed and is for reference only.

[Click Here to Download Data](#)

### Fused Silica with VIS-EXT Coating Typical Transmission



Typical transmission of a 3mm thick fused silica window with VIS-EXT (350-700nm) coating at 0° AOI.

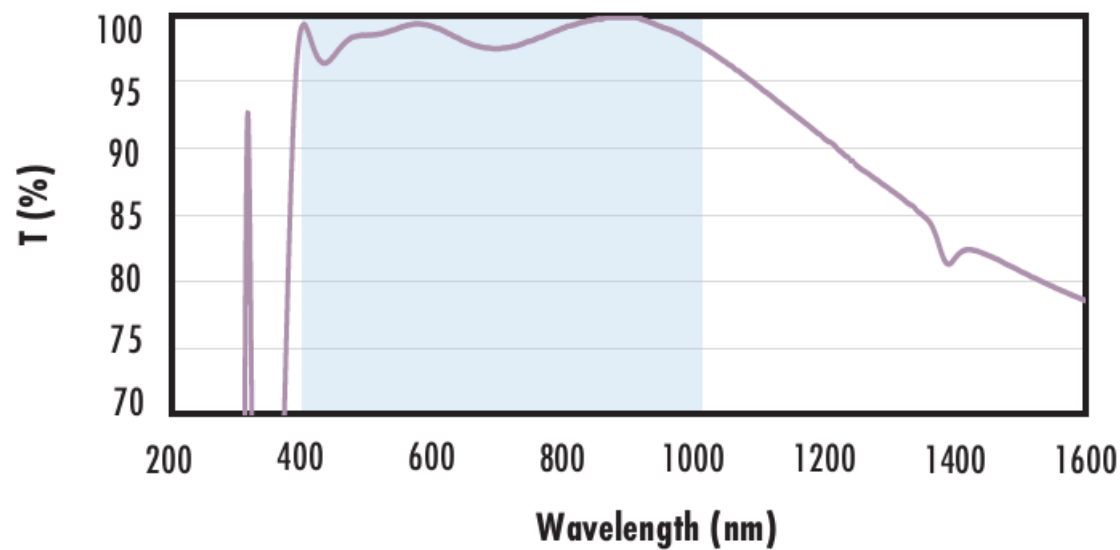
The blue shaded region indicates the coating design wavelength range, with the following specification:

$$R_{avg} \leq 0.5\% @ 350 - 700\text{nm}$$

Data outside this range is not guaranteed and is for reference only.

[Click Here to Download Data](#)

### Fused Silica with VIS-NIR Coating Typical Transmission



Typical transmission of a 3mm thick fused silica window with VIS-NIR (400-1000nm) coating at 0° AOI.

The blue shaded region indicates the coating design wavelength range, with the following specification:

$$R_{abs} \leq 0.25\% @ 880\text{nm}$$

$$R_{avg} \leq 1.25\% @ 400 - 870\text{nm}$$

$$R_{avg} \leq 1.25\% @ 890 - 1000\text{nm}$$

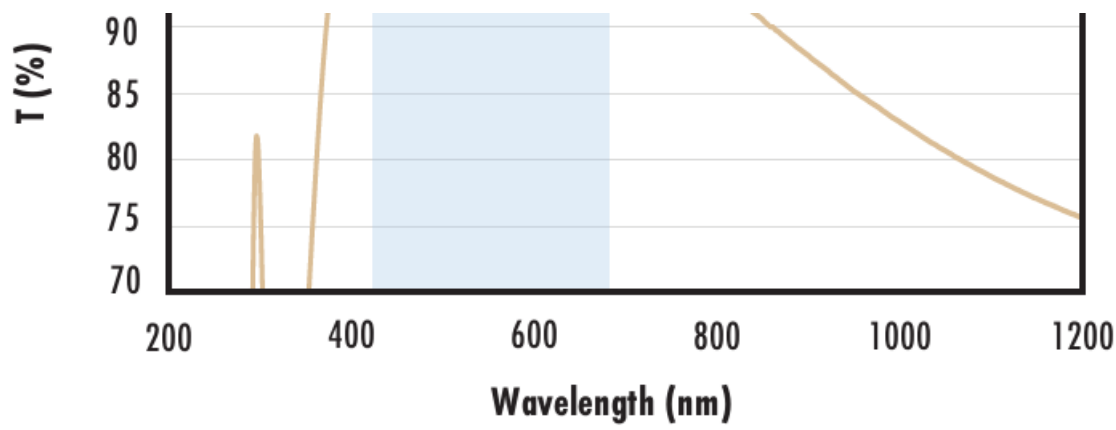
Data outside this range is not guaranteed and is for reference only.

[Click Here to Download Data](#)

### Fused Silica with VIS 0° Coating Typical Transmission



Typical transmission of a 3mm thick fused silica window with VIS 0° (425-675nm) coating at 0° AOI.



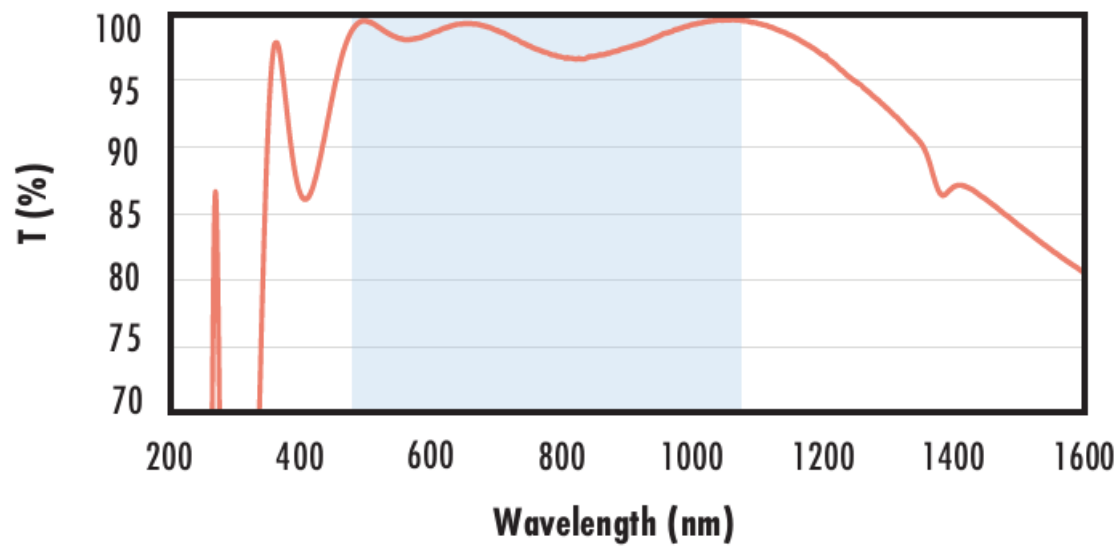
The blue shaded region indicates the coating design wavelength range, with the following specification:

$$R_{avg} \leq 0.4\% @ 425 - 675\text{nm}$$

Data outside this range is not guaranteed and is for reference only.

[Click Here to Download Data](#)

**Fused Silica with YAG-BBAR Coating  
Typical Transmission**



Typical transmission of a 3mm thick fused silica window with YAG-BBAR (500-1100nm) coating at 0° AOI.

The blue shaded region indicates the coating design wavelength range, with the following specification:

$$R_{abs} \leq 0.25\% @ 532\text{nm}$$

$$R_{abs} \leq 0.25\% @ 1064\text{nm}$$

$$R_{avg} \leq 1.0\% @ 500 - 1100\text{nm}$$

Data outside this range is not guaranteed and is for reference only.

[Click Here to Download Data](#)

**Fused Silica with NIR I Coating  
Typical Transmission**



Typical transmission of a 3mm thick fused silica window with NIR I (600 - 1050nm) coating at 0° AOI.

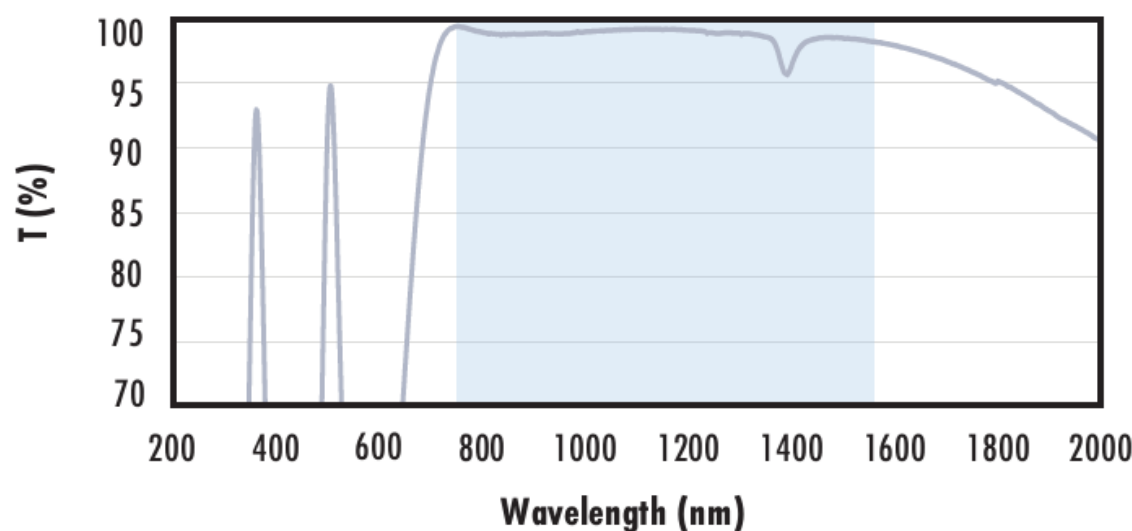
The blue shaded region indicates the coating design wavelength range, with the following specification:

$$R_{avg} \leq 0.5\% @ 600 - 1050\text{nm}$$

Data outside this range is not guaranteed and is for reference only.

[Click Here to Download Data](#)

**Fused Silica with NIR II Coating  
Typical Transmission**



Typical transmission of a 3mm thick fused silica window with NIR II (750 - 1550nm) coating at 0° AOI.

The blue shaded region indicates the coating design wavelength range, with the following specification:

$$R_{abs} \leq 1.5\% @ 750 - 800\text{nm}$$

$$R_{abs} \leq 1.0\% @ 800 - 1550\text{nm}$$

$$R_{avg} \leq 0.7\% @ 750 - 1550\text{nm}$$

Data outside this range is not guaranteed and is for reference only.

[Click Here to Download Data](#)

## Beschichtungskurven