

TECHSPEC® $\lambda/10$ -Quarzglasfenster, 20 mm D., 2 mm Dicke, unbeschichtet



Produkt **#63-204** **20+ In Stock**

- 1 + €150^{.00}

+ WARENKORB

Mengenrabatte	
Stk. 1-5	€150,00 stückpreis
Stk. 6-25	€120,00 stückpreis
Stk. 26-49	€112,00 stückpreis
Need More?	Angebotsanfrage

! Preise exklusiv der geltenden Mehrwertsteuer und Abgaben

Downloadbereich

Produktdetails

Protective Window **Typ:**

Glass **Fenstertyp:**

Physikalische und mechanische Eigenschaften

16.00 **Freie Apertur CA (mm):**

20.00 +0.00/-0.20	Durchmesser (mm):
2.00 ±0.10	Dicke (mm):
+0.00/-0.20	Toleranz Größe (mm):
Protective as needed	Fase:
80	Freie Apertur (%):
Fine Ground	Kanten:
<5	Parallelität (Bogensekunden):
0.16	Poisson-Zahl:
73	Elastizitätsmodul (GPa):
522.00	Knoop-Härte (kg/mm²):

Optische Eigenschaften

Uncoated	Beschichtung:
Fused Silica (Corning 7980)	Substrat: <input type="checkbox"/>
1.458	Brechungsindex (n_d):
20-10	Oberflächenqualität:
λ/10	Transmittierte Wellenfront, P-V:
67.8	Abbe-Zahl (v_d):
200 - 2200	Wellenlängenbereich (nm):

Materialeigenschaften

2.20	Dichte (g/cm³):
Thermischer Ausdehnungskoeffizient CTE (10⁻⁶/°C): 0.52 (+5 to +35°C) 0.57 (0 to +200°C) 0.48 (-100 to +200°C)	
7980 0G	Güte Quarzglas:

Konformität mit Standards

Konform	RoHS 2015:
Anzeigen	Konformitätszertifikat:
Konform	Reach 240:

Gewünschte Spezifikationen nicht dabei?

Edmund Optics bietet einen umfangreichen kundenspezifischen Fertigungsservice für Optik- und Bildverarbeitungs-komponenten an, speziell hergestellt für Ihre Anwendungsanforderungen. Wir ermöglichen flexible Lösungen für Ihre Bedürfnisse – von der Prototypenphase bis zur Serienfertigung. Unsere erfahrenen IngenieurInnen freuen sich auf die Zusammenarbeit und unterstützen Sie bei jedem Projektschritt.

Unser Service beinhaltet:

- Kundenspezifische Abmessungen, Materialien und mehr
- Hochpräzise Oberflächenqualität und -ebenheit
- Enge Toleranzen und komplexe Formen
- Skalierbare Produktion – vom Prototypen zur Serie

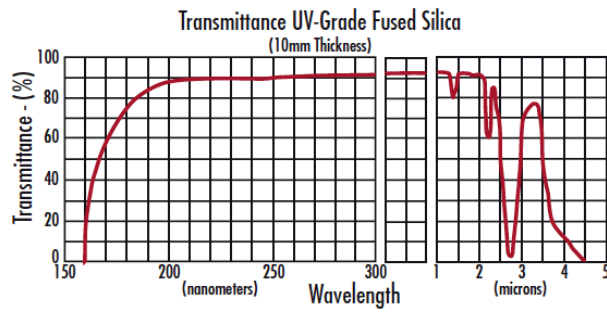
Erfahren Sie mehr über unsere [kundenspezifischen Fertigungsmöglichkeiten](#) oder senden Sie [hier](#) eine Anfrage.

Produktdetails

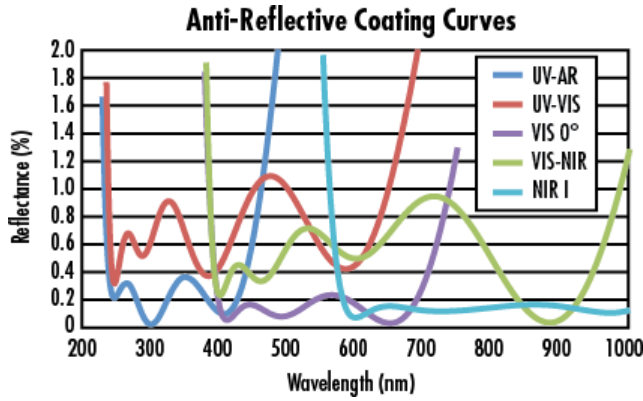
- Fenster mit UV-MS- und UV-Antireflexionsbeschichtung lieferbar
- Transmittierte Wellenfrontverzerrung von λ/10
- Rund oder quadratisch mit Größen zwischen 2 und 150 mm
- 1λ- oder λ/4-Fenster aus UV-Quarzglas ebenfalls erhältlich

Die TECHSPEC® λ/10-Fenster aus UV-Quarzglas zeichnen sich durch hohe Parallelität und eine für Laser geeignete Oberflächenqualität aus. Außerdem begrenzen die Fenster die Verzerrung der übertragenen Wellenfront auf λ/10. Durch die hervorragende Transmission und die ausgezeichneten thermischen Eigenschaften sowie die engen Fertigungstoleranzen eignen sich die Fenster ideal für anspruchsvollste Anwendungen. TECHSPEC® λ/10-Fenster aus

Technische Informationen

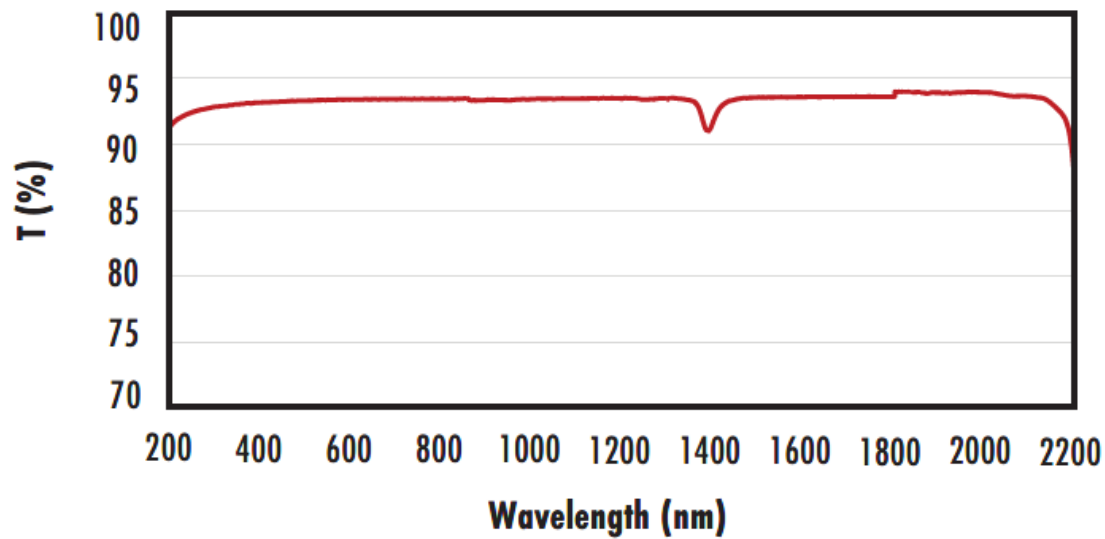


UV FS Transmission Curve



FUSED SILICA

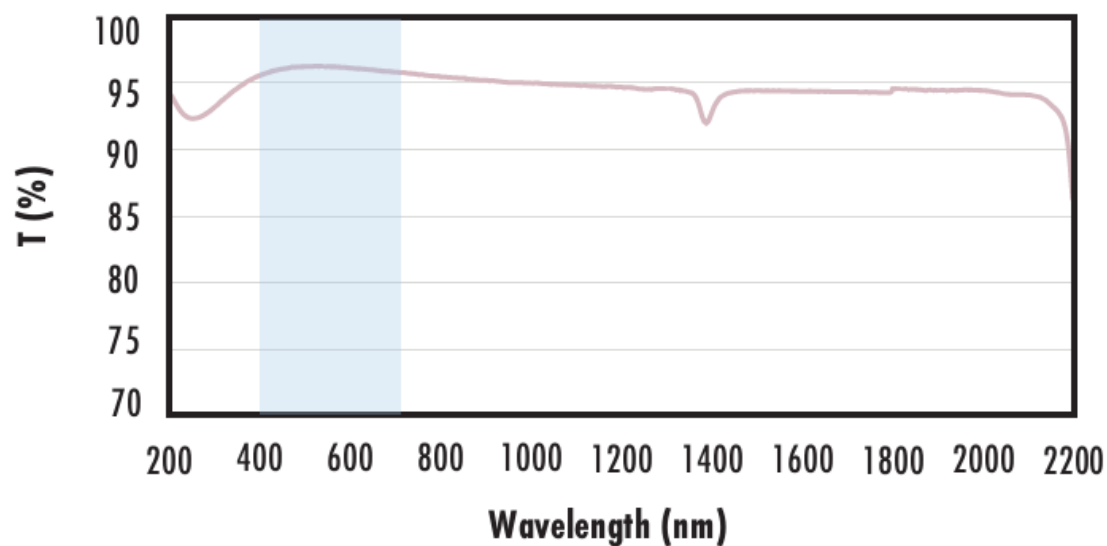
Uncoated Fused Silica Typical Transmission



Typical transmission of a 3mm thick, uncoated fused silica window across the UV - NIR spectra.

[Click Here to Download Data](#)

Fused Silica with MgF₂ Coating Typical Transmission



Typical transmission of a 3mm thick fused silica window with MgF₂ (400-700nm) coating at 0° AOI.


The blue shaded region indicates the coating design wavelength range, with the following specification:

$$R_{avg} \leq 1.75\% @ 400 - 700\text{nm (N-BK7)}$$

Data outside this range is not guaranteed and is for reference only.

[Click Here to Download Data](#)

Fused Silica with UV-AR Coating Typical Transmission



Typical transmission of a 3mm thick fused silica window with UV-AR (250-425nm) coating at 0° AOI.

The blue shaded region indicates the coating design wavelength range, with the following specification:

$$R_{abs} \leq 1.0\% @ 250 - 425\text{nm}$$

$$R_{avg} \leq 0.75\% @ 250 - 425\text{nm}$$



$R_{avg} \leq 0.5\% @ 370 - 420nm$
 Data outside this range is not guaranteed and is for reference only.
[Click Here to Download Data](#)

Fused Silica with UV-VIS Coating Typical Transmission



Typical transmission of a 3mm thick fused silica window with UV-VIS (250-700nm) coating at 0° AOI.
 The blue shaded region indicates the coating design wavelength range, with the following specification:

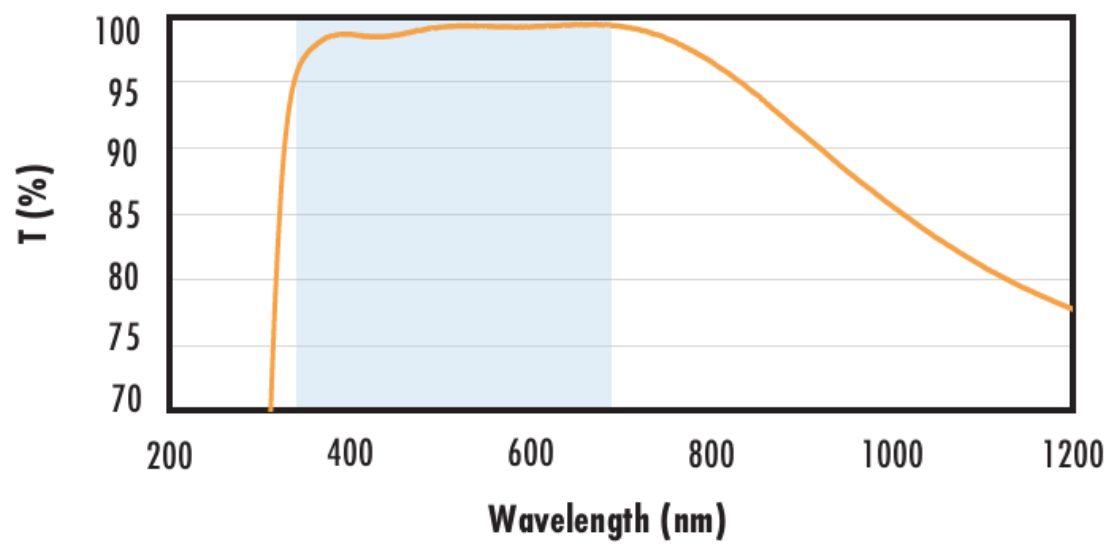
$$R_{abs} \leq 1.0\% @ 350 - 450nm$$

$$R_{avg} \leq 1.5\% @ 250 - 700nm$$

Data outside this range is not guaranteed and is for reference only.

[Click Here to Download Data](#)

Fused Silica with VIS-EXT Coating Typical Transmission



Typical transmission of a 3mm thick fused silica window with VIS-EXT (350-700nm) coating at 0° AOI.

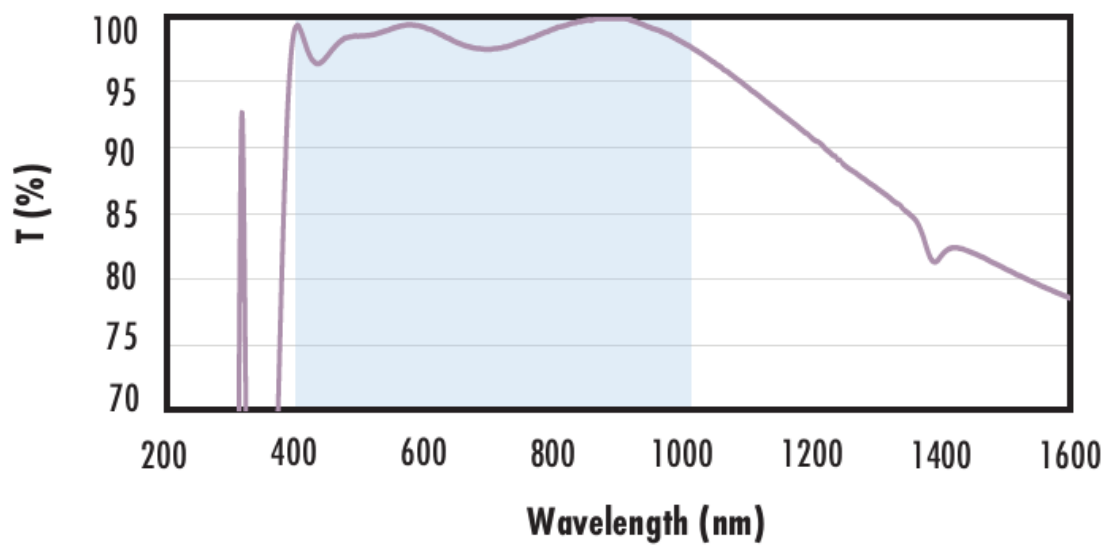
The blue shaded region indicates the coating design wavelength range, with the following specification:

$$R_{avg} \leq 0.5\% @ 350 - 700nm$$

Data outside this range is not guaranteed and is for reference only.

[Click Here to Download Data](#)

Fused Silica with VIS-NIR Coating Typical Transmission



Typical transmission of a 3mm thick fused silica window with VIS-NIR (400-1000nm) coating at 0° AOI.

The blue shaded region indicates the coating design wavelength range, with the following specification:

$$R_{abs} \leq 0.25\% @ 880nm$$

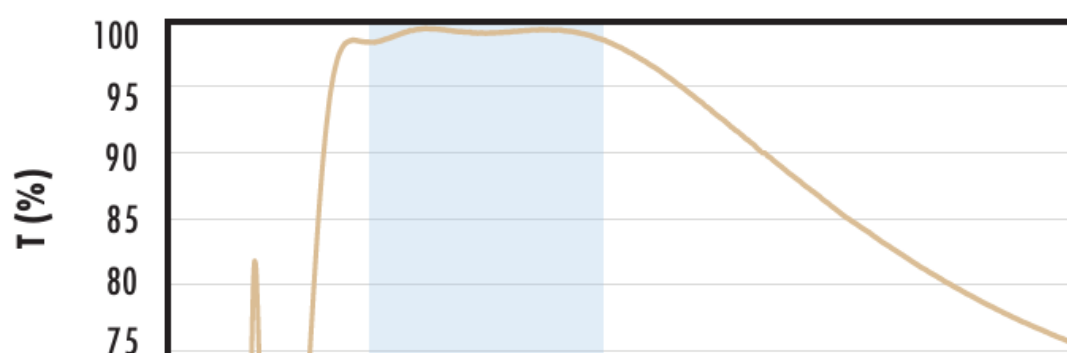
$$R_{avg} \leq 1.25\% @ 400 - 870nm$$

$$R_{avg} \leq 1.25\% @ 890 - 1000nm$$

Data outside this range is not guaranteed and is for reference only.

[Click Here to Download Data](#)

Fused Silica with VIS 0° Coating Typical Transmission




Typical transmission of a 3mm thick fused silica window with VIS 0° (425-675nm) coating at 0° AOI.

The blue shaded region indicates the coating design wavelength range, with the following specification:

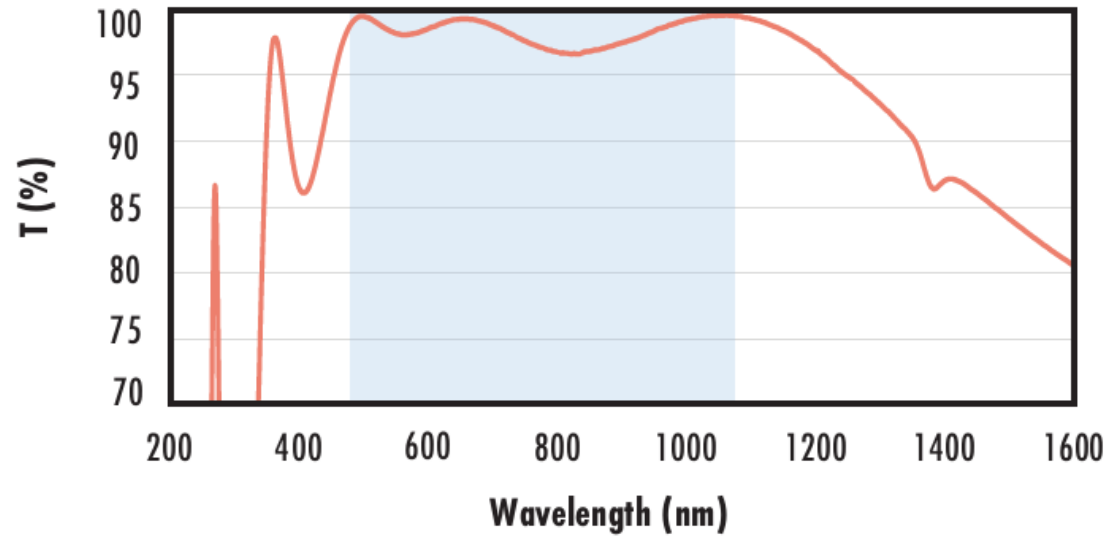
$$R_{avg} \leq 0.4\% @ 425 - 675nm$$

Data outside this range is not guaranteed and is for reference only.

[Click Here to Download Data](#)



**Fused Silica with YAG-BBAR Coating
Typical Transmission**



Typical transmission of a 3mm thick fused silica window with YAG-BBAR (500-1100nm) coating at 0° AOI.

The blue shaded region indicates the coating design wavelength range, with the following specification:

$$R_{\text{abs}} \leq 0.25\% \text{ @ } 532\text{nm}$$

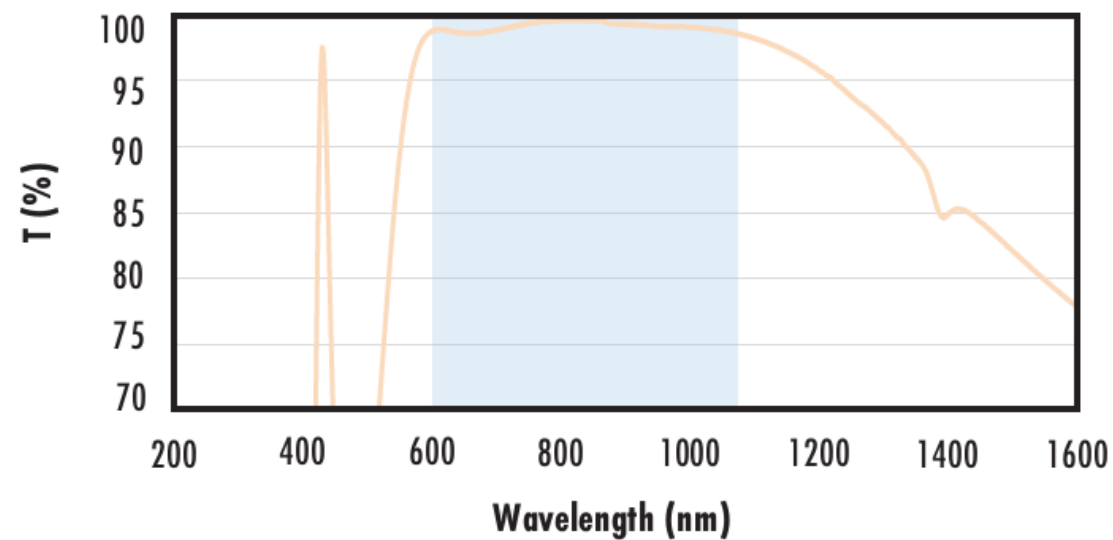
$$R_{\text{abs}} \leq 0.25\% \text{ @ } 1064\text{nm}$$

$$R_{\text{avg}} \leq 1.0\% \text{ @ } 500 - 1100\text{nm}$$

Data outside this range is not guaranteed and is for reference only.

[Click Here to Download Data](#)

**Fused Silica with NIR I Coating
Typical Transmission**



Typical transmission of a 3mm thick fused silica window with NIR I (600 - 1050nm) coating at 0° AOI.

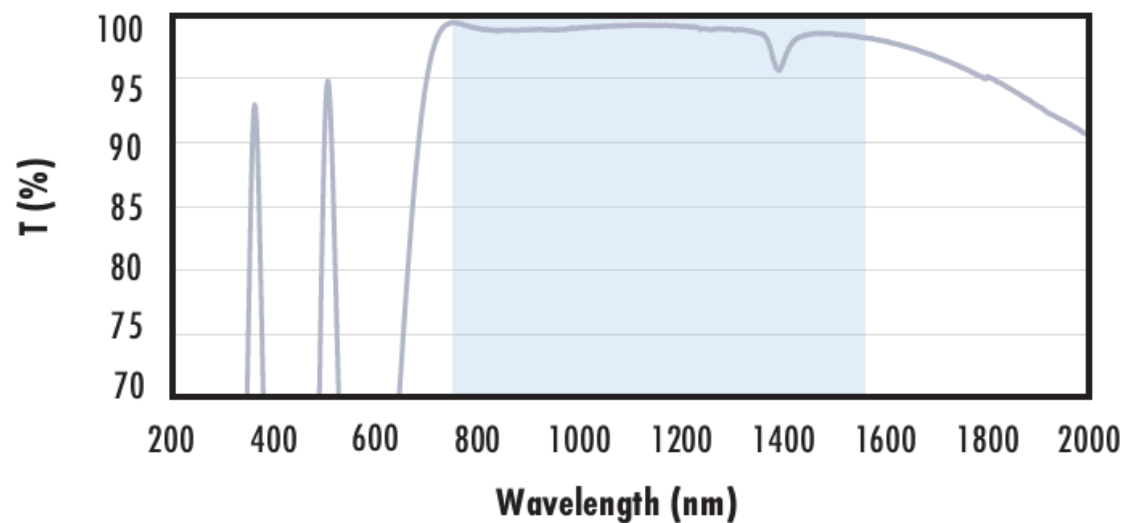
The blue shaded region indicates the coating design wavelength range, with the following specification:

$$R_{\text{avg}} \leq 0.5\% \text{ @ } 600 - 1050\text{nm}$$

Data outside this range is not guaranteed and is for reference only.

[Click Here to Download Data](#)

**Fused Silica with NIR II Coating
Typical Transmission**



Typical transmission of a 3mm thick fused silica window with NIR II (750 - 1550nm) coating at 0° AOI.

The blue shaded region indicates the coating design wavelength range, with the following specification:

$$R_{\text{abs}} \leq 1.5\% \text{ @ } 750 - 800\text{nm}$$

$$R_{\text{abs}} \leq 1.0\% \text{ @ } 800 - 1550\text{nm}$$

$$R_{\text{avg}} \leq 0.7\% \text{ @ } 750 - 1550\text{nm}$$

Data outside this range is not guaranteed and is for reference only.

[Click Here to Download Data](#)

Kompatible Halterungen