



**TECHSPEC® Plankonvexe Linse aus UV-Quarzglas, 20 mm D. x 30 mm BW, NIR-I-beschichtet**



UV Fused Silica Plano-Convex (PCX) Lenses



Produkt #18-150 **11 In Stock**

- 1 + €162<sup>74</sup>

**+ WARENKORB**

Mengenrabatte	
Stk. 1-5	€162,74 stückpreis
Stk. 6-25	€129,78 stückpreis
Stk. 26-49	€122,57 stückpreis
Need More?	<a href="#">Angebotsanfrage</a>

! Preise exklusiv der geltenden Mehrwertsteuer und Abgaben

Downloadbereich

**SPEZIFIKATIONEN**

Produktdetails

Plano-Convex Lens

Typ:

## Physikalische und mechanische Eigenschaften

Durchmesser (mm):

20.00 -0.025

Zentrierung (Bogenminuten):

&lt;1

Mittendicke CT (mm):

6.00 ±0.10

Randdicke ET (mm):

1.69

Freie Apertur CA (mm):

19

Fase:

Protective as needed

## Optische Eigenschaften

Effektive Brennweite EFL (mm):

30.00 @ 587.6nm

Hintere Brennweite BFL (mm):

25.88

Beschichtung:

NIR I (600-1050nm)

Beschichtungsspezifikation:

R<sub>avg</sub> ≤0.5% @ 600 - 1050nm

Substrat:

Fused Silica (Corning 7980)

Oberflächenqualität:

40-20

Power (P-V) @ 632,8 nm:

3 Rings

Unregelmäßigkeit (P-V) @ 632,8 nm:

0.5 Rings

Toleranz Brennweite (%):

±1

Radius R<sub>1</sub> (mm):

13.75

Blende:

1.5

Numerische Apertur NA:

0.33

Wellenlängenbereich (nm):

600 - 1050

Zerstörschwelle, Referenz:

7 J/cm<sup>2</sup> @ 1064nm, 10ns

## Konformität mit Standards

RoHS 2015:

Konform

Konformitätszertifikat:

Anzeigen

Reach 235:

Konform

## PRODUKTDDETAILS

- AR-Beschichtung bietet <0,5% Reflexion pro Oberfläche für 600-1050 nm
- Präzise Quarzglassubstrate
- Verschiedene Beschichtungen verfügbar: [Unbeschichtet](#), [MgF<sub>2</sub>](#), [UV-AR](#), [UV-VIS](#), [VIS-NIR](#), [VIS 0°](#), [YAG-BBAR](#), [NIR II](#) und [VIS-EXT](#)

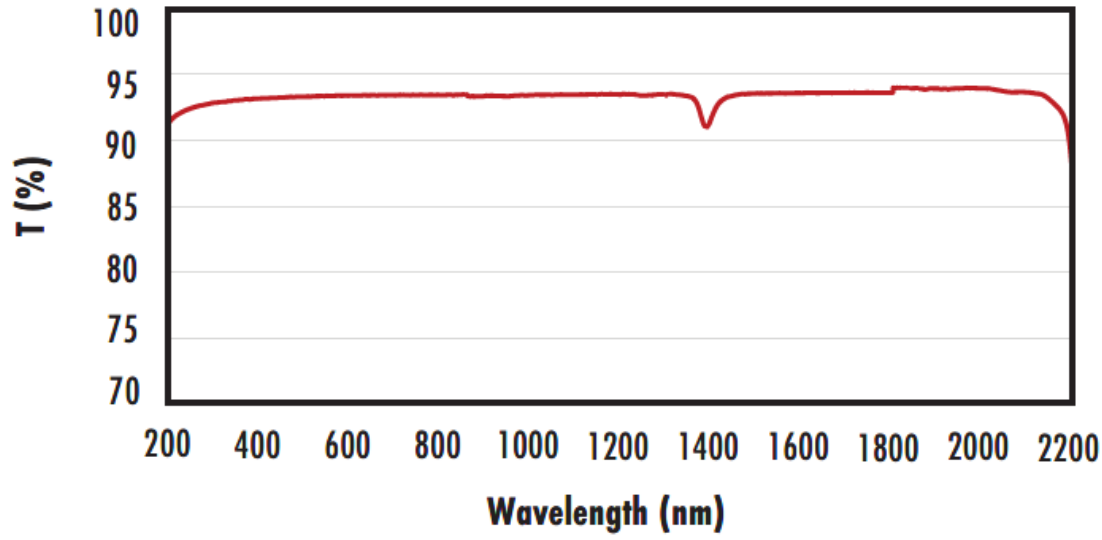
TECHSPEC® Plankonvexe Linsen (PCX) aus UV-Quarzglas zeichnen sich durch Präzisionsspezifikationen und eine Vielzahl von Beschichtungsmöglichkeiten auf einem breitbandigen Substrat aus. Quarzglas wird üblicherweise in Anwendungen von Ultraviolett (UV) bis Nahinfrarot (NIR) verwendet. Aufgrund seines niedrigen Brechungsindex, seines niedrigen Wärmeausdehnungskoeffizienten und seiner geringen Einschlüsse ist es ideal für Laseranwendungen und raue Umgebungsbedingungen. TECHSPEC Plankonvexe Linsen (PCX) aus UV-Quarzglas mit branchenweit führenden Spezifikationen für Durchmesser und Zentrierung eignen sich ideal für die Integration in anspruchsvolle Bildgebungs- und Messanwendungen.

## TECHNISCHE INFORMATIONEN

FUSED SILICA

### Uncoated Fused Silica

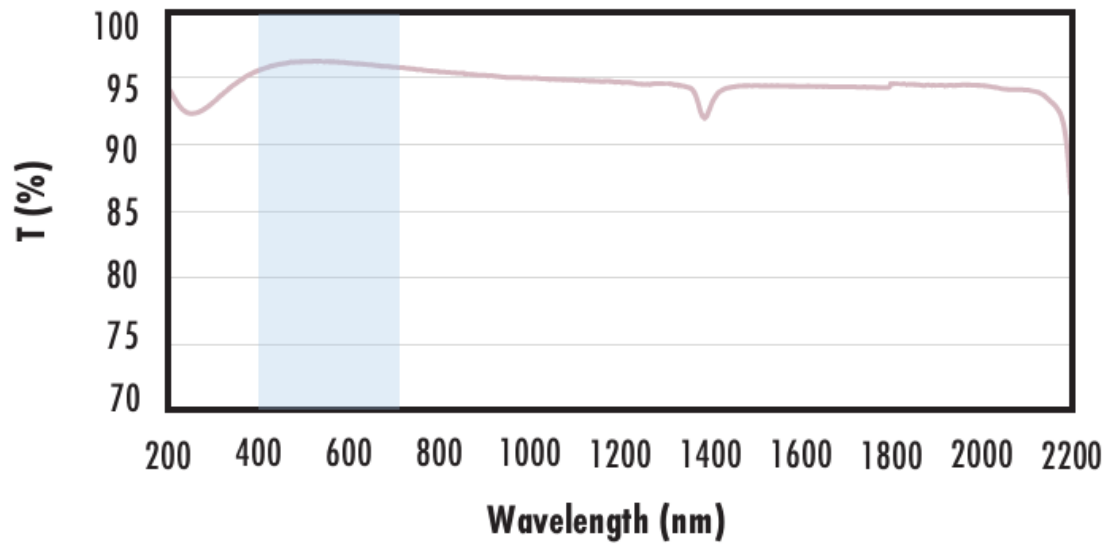
### Typical Transmission



Typical transmission of a 3mm thick, uncoated fused silica window across the UV - NIR spectra.

[Click Here to Download Data](#)

### Fused Silica with MgF<sub>2</sub> Coating Typical Transmission



Typical transmission of a 3mm thick fused silica window with MgF<sub>2</sub> (400-700nm) coating at 0° AOI.

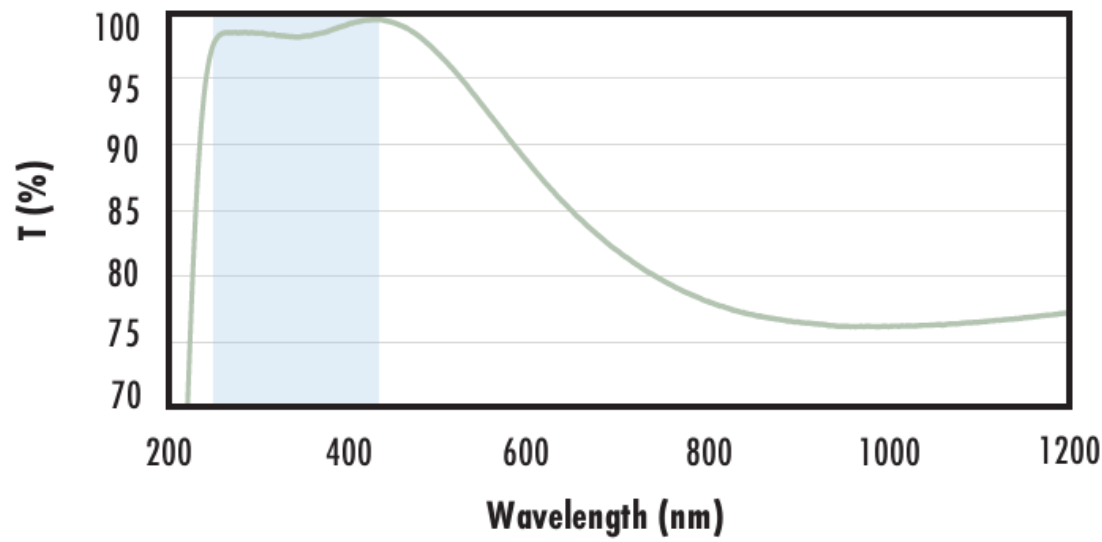
The blue shaded region indicates the coating design wavelength range, with the following specification:

$$R_{avg} \leq 1.75\% @ 400 - 700\text{nm (N-BK7)}$$

Data outside this range is not guaranteed and is for reference only.

[Click Here to Download Data](#)

### Fused Silica with UV-AR Coating Typical Transmission



Typical transmission of a 3mm thick fused silica window with UV-AR (250-425nm) coating at 0° AOI.

The blue shaded region indicates the coating design wavelength range, with the following specification:

$$R_{abs} \leq 1.0\% @ 250 - 425\text{nm}$$

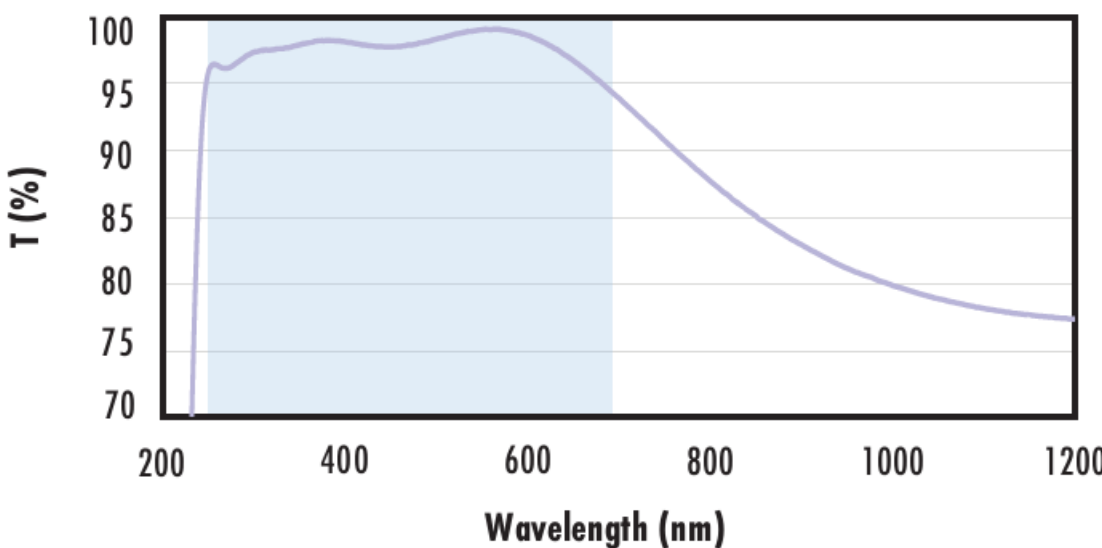
$$R_{avg} \leq 0.75\% @ 250 - 425\text{nm}$$

$$R_{avg} \leq 0.5\% @ 370 - 420\text{nm}$$

Data outside this range is not guaranteed and is for reference only.

[Click Here to Download Data](#)

### Fused Silica with UV-VIS Coating Typical Transmission



Typical transmission of a 3mm thick fused silica window with UV-VIS (250-700nm) coating at 0° AOI.

The blue shaded region indicates the coating design wavelength range, with the following specification:

$$R_{abs} \leq 1.0\% @ 350 - 450\text{nm}$$

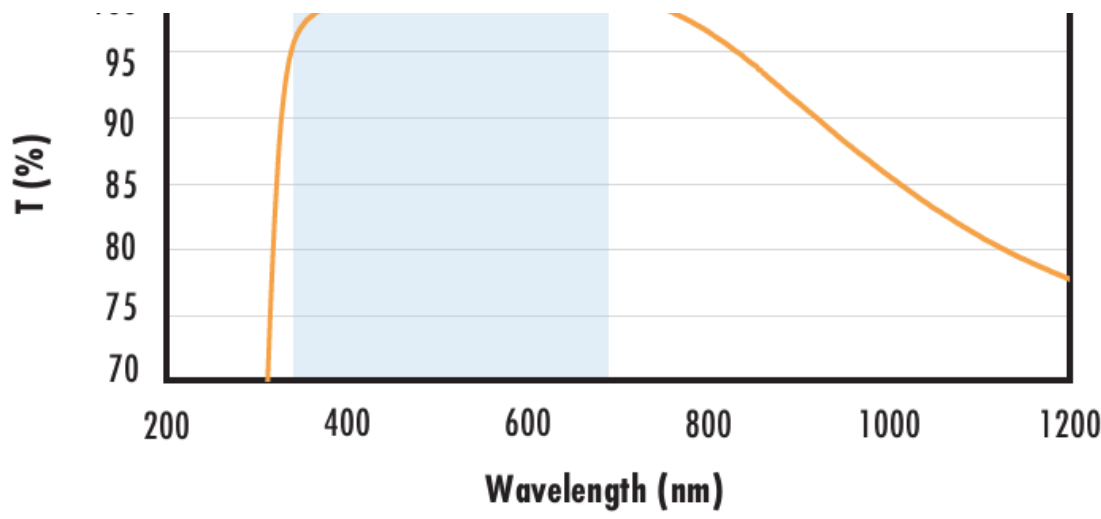
$$R_{avg} \leq 1.5\% @ 250 - 700\text{nm}$$

Data outside this range is not guaranteed and is for reference only.

[Click Here to Download Data](#)

### Fused Silica with VIS-EXT Coating Typical Transmission





Typical transmission of a 3mm thick fused silica window with VIS-EXT (350-700nm) coating at 0° AOI.

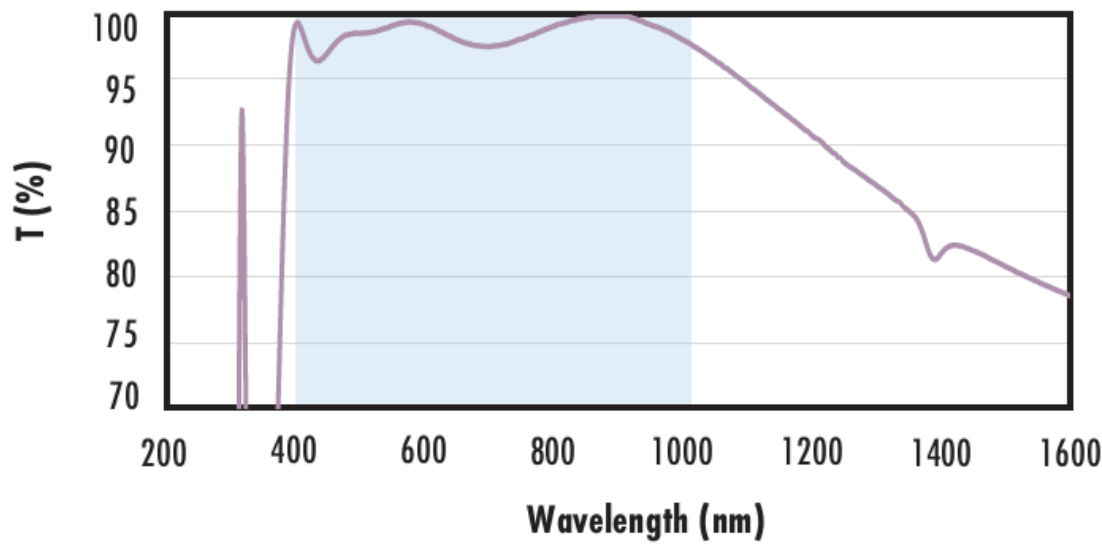
The blue shaded region indicates the coating design wavelength range, with the following specification:

$R_{avg} \leq 0.5\% @ 350 - 700nm$

Data outside this range is not guaranteed and is for reference only.

[Click Here to Download Data](#)

### Fused Silica with VIS-NIR Coating Typical Transmission



Typical transmission of a 3mm thick fused silica window with VIS-NIR (400-1000nm) coating at 0° AOI.

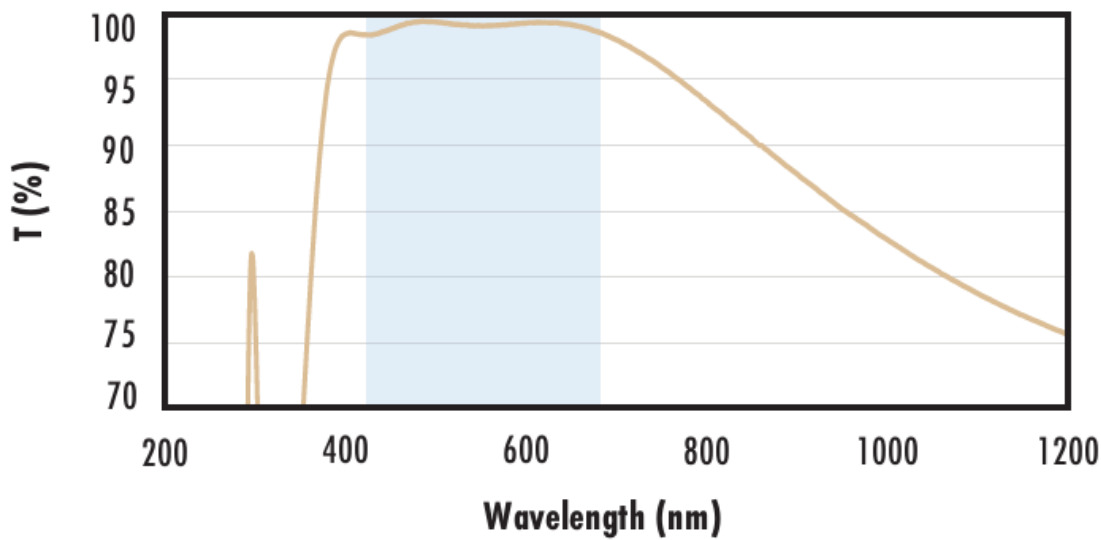
The blue shaded region indicates the coating design wavelength range, with the following specification:

$R_{abs} \leq 0.25\% @ 880nm$   
 $R_{avg} \leq 1.25\% @ 400 - 870nm$   
 $R_{avg} \leq 1.25\% @ 890 - 1000nm$

Data outside this range is not guaranteed and is for reference only.

[Click Here to Download Data](#)

### Fused Silica with VIS 0° Coating Typical Transmission



Typical transmission of a 3mm thick fused silica window with VIS 0° (425-675nm) coating at 0° AOI.

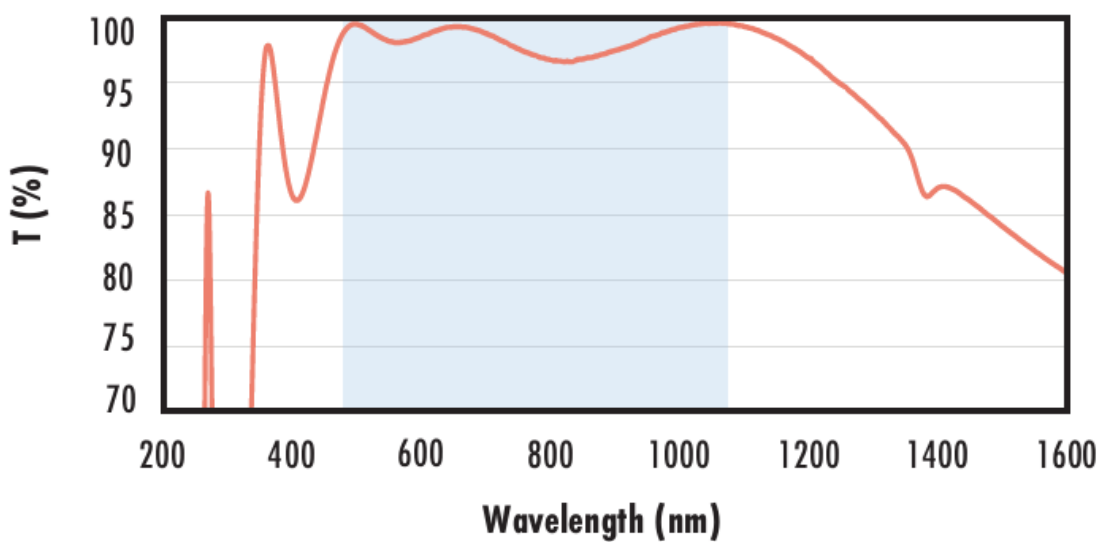
The blue shaded region indicates the coating design wavelength range, with the following specification:

$R_{avg} \leq 0.4\% @ 425 - 675nm$

Data outside this range is not guaranteed and is for reference only.

[Click Here to Download Data](#)

### Fused Silica with YAG-BBAR Coating Typical Transmission



Typical transmission of a 3mm thick fused silica window with YAG-BBAR (500-1100nm) coating at 0° AOI.

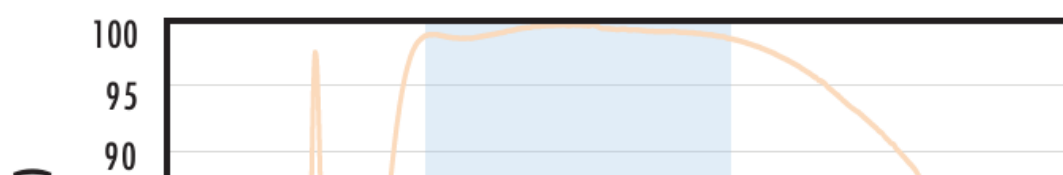
The blue shaded region indicates the coating design wavelength range, with the following specification:

$R_{abs} \leq 0.25\% @ 532nm$   
 $R_{abs} \leq 0.25\% @ 1064nm$   
 $R_{avg} \leq 1.0\% @ 500 - 1100nm$

Data outside this range is not guaranteed and is for reference only.

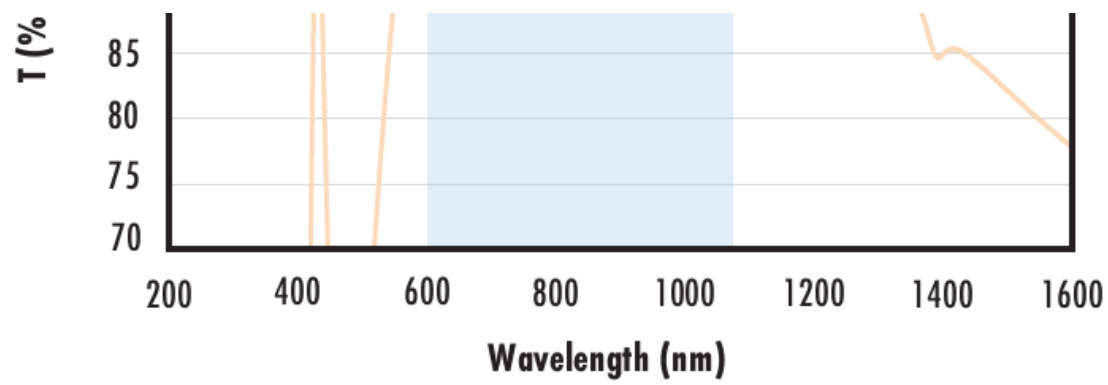
[Click Here to Download Data](#)

### Fused Silica with NIR I Coating Typical Transmission



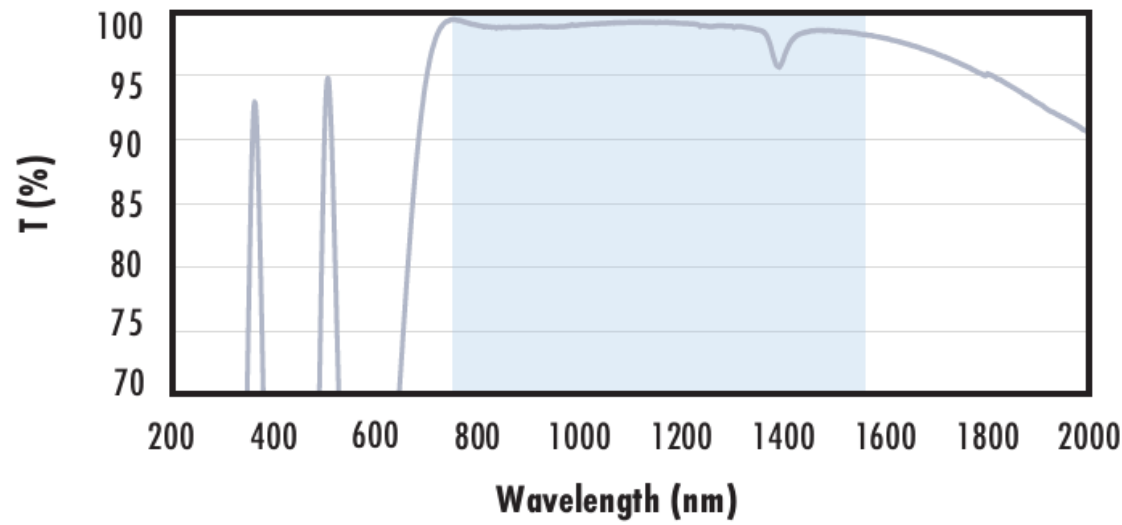
Typical transmission of a 3mm thick fused silica window with NIR I (600-1050nm) coating at 0° AOI.

The blue shaded region indicates the coating design wavelength range, with the following specification:



range, therefore remaining unspecified.  
 $R_{avg} \leq 0.5\% @ 600 - 1050\text{nm}$   
 Data outside this range is not guaranteed and is for reference only.  
[Click Here to Download Data](#)

### Fused Silica with NIR II Coating Typical Transmission



Typical transmission of a 3mm thick fused silica window with NIR II (750 - 1550nm) coating at 0° AOI.  
 The blue shaded region indicates the coating design wavelength range, with the following specification:  
 $R_{abs} \leq 1.5\% @ 750 - 800\text{nm}$   
 $R_{abs} \leq 1.0\% @ 800 - 1550\text{nm}$   
 $R_{avg} \leq 0.7\% @ 750 - 1550\text{nm}$   
 Data outside this range is not guaranteed and is for reference only.  
[Click Here to Download Data](#)

## KUNDENSPEZIFISCHE PRODUKTE

Edmund Optics bietet einen umfangreichen kundenspezifischen Fertigungsservice für Optik- und Bildverarbeitungs-komponenten an, speziell hergestellt für Ihre Anwendungsanforderungen. Wir ermöglichen flexible Lösungen für Ihre Bedürfnisse – von der Prototypenphase bis zur Serienfertigung. Unsere erfahrenen IngenieurInnen freuen sich auf die Zusammenarbeit und unterstützen Sie bei jedem Projektschritt.

Unser Service beinhaltet:

- Kundenspezifische Abmessungen, Materialien und mehr
- Hochpräzise Oberflächenqualität und -ebenheit
- Enge Toleranzen und komplexe Formen
- Skalierbare Produktion – vom Prototypen zur Serie

Erfahren Sie mehr über unsere [kundenspezifischen Fertigungsmöglichkeiten](#) oder senden Sie [hier](#) eine Anfrage.