TECHSPEC®

Plankonvexe Linse aus UV-Quarzglas, 20 mm Durchm. x 30 mm BW, VIS-NIR-beschichtet



UV Fused Silica Plano-Convex (PCX) Lenses



Produkt **#63-800** **4 In Stock**

- 1 + **€176**.00

+ WARENKORB

Mengenrabatte	
Stk. 1-5	**€176,00** stückpreis
Stk. 6-25	**€141,00** stückpreis
Stk. 26-49	**€132,00** stückpreis
Need More?	Angebotsanfrage

Preise exklusiv der geltenden Mehrwertsteuer und Abgaben

Downloadbereich

Produktdetails

Typ:

Plano-Convex Lens

Physikalische und mechanische Eigenschaften

Durchmesser (mm):
20.00 +0.0/-0.025

Zentrierung (Bogenminuten):
<1

Mittendicke CT (mm):
6.00 ±0.10

Randdicke ET (mm):
1.69

Freie Apertur CA (mm):
19

Fase:
Protective as needed

Optische Eigenschaften

Effektive Brennweite EFL (mm):
30.00 @ 587.6nm

Hintere Brennweite BFL (mm):
25.88

Beschichtung:
VIS-NIR (400-1000nm)

Beschichtungsspezifikation:
R_{abs} ≤0.25% @ 880nm
R_{avg} ≤1.25% @ 400 - 870nm
R_{avg} ≤1.25% @ 890 - 1000nm

Substrat:
Fused Silica (Corning 7980)

Oberflächenqualität:
40-20

Power (P-V) @ 632,8 nm:
1.5λ

Unregelmäßigkeit (P-V) @ 632,8 nm:
λ/4

Toleranz Brennweite (%):
±1

Radius R_1 (mm):
13.75

Blende:
1.5

Numerische Apertur NA:
0.33

Wellenlängenbereich (nm):
400 - 1000

Zerstörschwelle, Referenz:
5 J/cm^2 @ 532nm, 10ns

Konformität mit Standards

RoHS 2015:
Konform

Konformitätszertifikat:
Anzeigen

Reach 235:
Konform

Produktdetails

- AR-Beschichtung bietet <1,25% Reflexion pro Oberfläche für 400-870 nm und für 890-1000 nm
- Präzise Quarzglassubstrate
- Verschiedene Beschichtungen verfügbar: Unbeschichtet, MgF_2, UV-AR, UV-VIS, VIS-EXT, VIS 0°, YAG-BBAR, NIR I und NIR II

TECHSPEC® Plankonvexe Linsen (PCX) aus UV-Quarzglas zeichnen sich durch Präzisionsspezifikationen und eine Vielzahl von Beschichtungsmöglichkeiten auf einem breitbandigen Substrat aus. Quarzglas wird üblicherweise in Anwendungen von Ultraviolett (UV) bis Nahinfrarot (NIR) verwendet. Aufgrund seines niedrigen Brechungsindex, seines niedrigen Wärmeausdehnungskoeffizienten und seiner geringen Einschlüsse ist es ideal für Laseranwendungen und raue Umgebungsbedingungen. TECHSPEC Plankonvexe Linsen (PCX) aus UV-Quarzglas mit branchenweit führenden Spezifikationen für Durchmesser und Zentrierung eignen sich ideal für die Integration in anspruchsvolle Bildgebungs- und Messanwendungen.

Technische Informationen

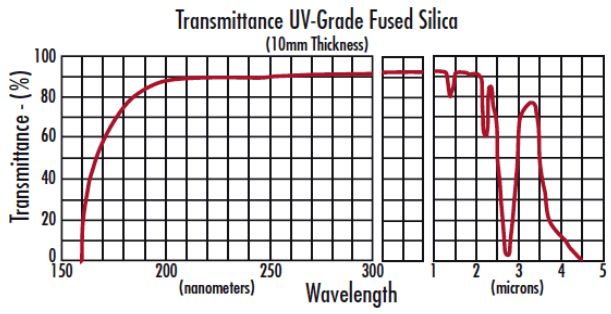

UV FS Transmission Curve

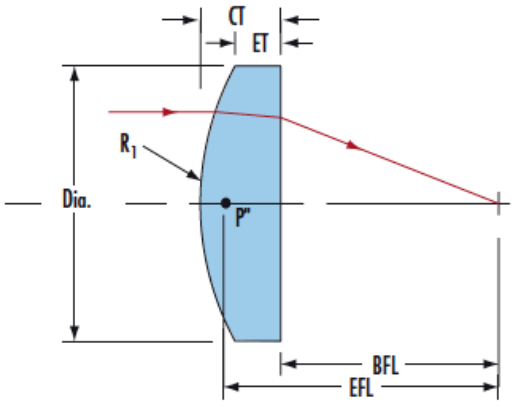

FUSED SILICA

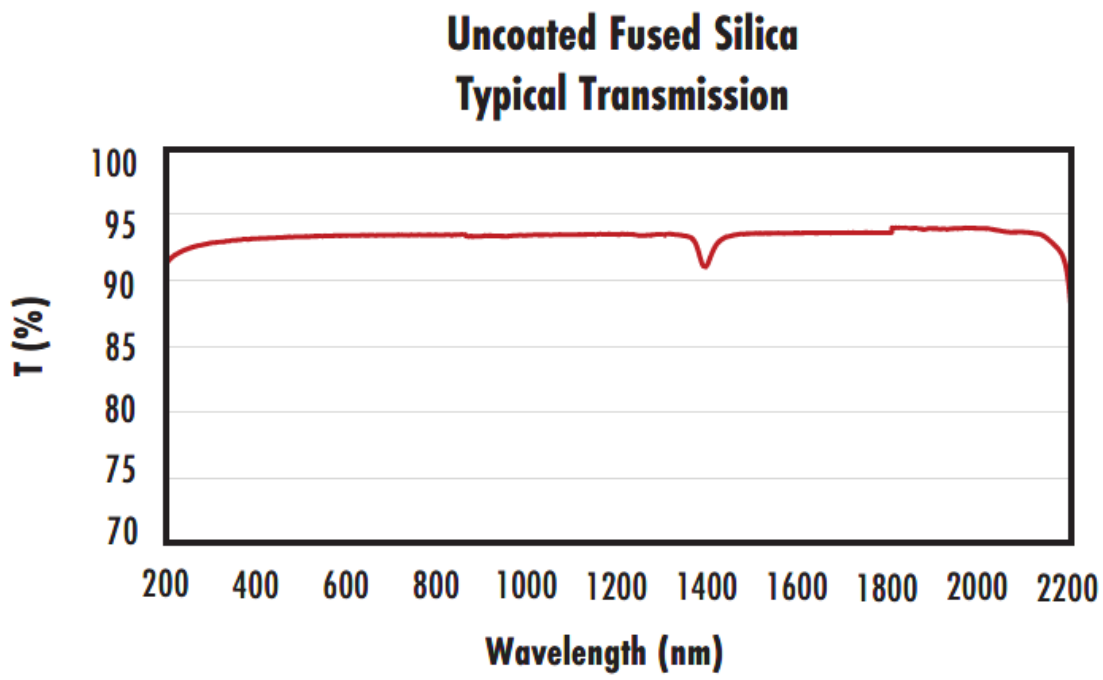

Typical transmission of a 3mm thick, uncoated fused silica window across the UV - NIR spectra.

Click Here to Download Data

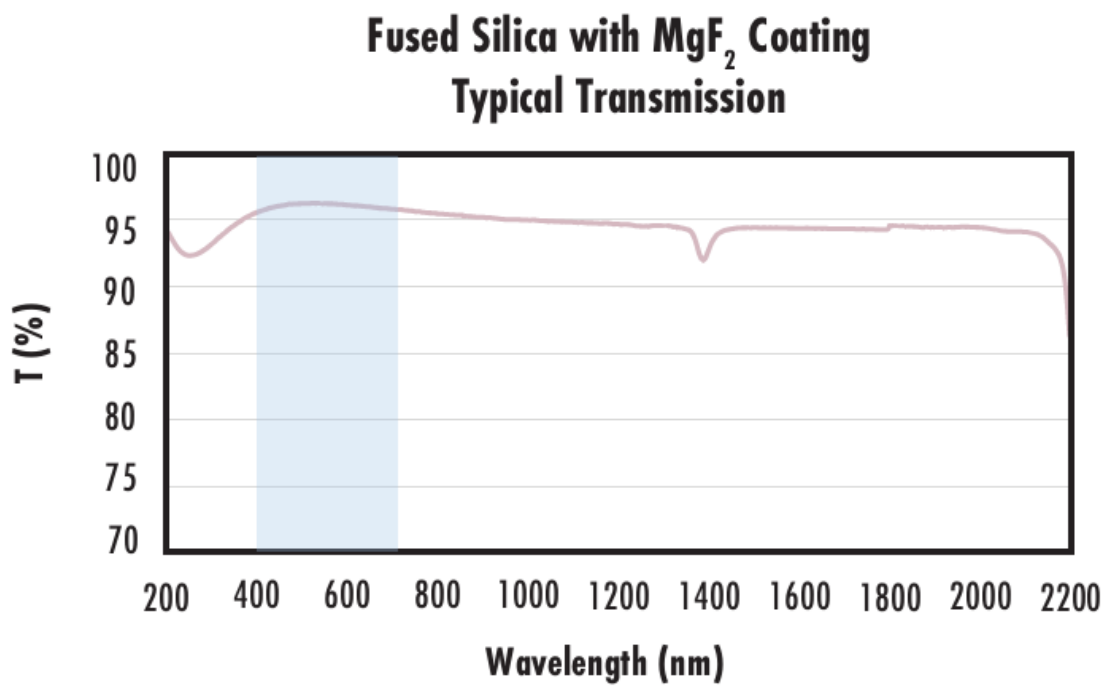

Typical transmission of a 3mm thick fused silica window with MgF2 (400-700nm) coating at 0° AOI.

The blue shaded region indicates the coating design wavelengh range, with the following specification:

$R_{avg} \leq 1.75\%$ @ 400 - 700nm (N-BK7)

Data outside this range is not guaranteed and is for reference only.

Click Here to Download Data

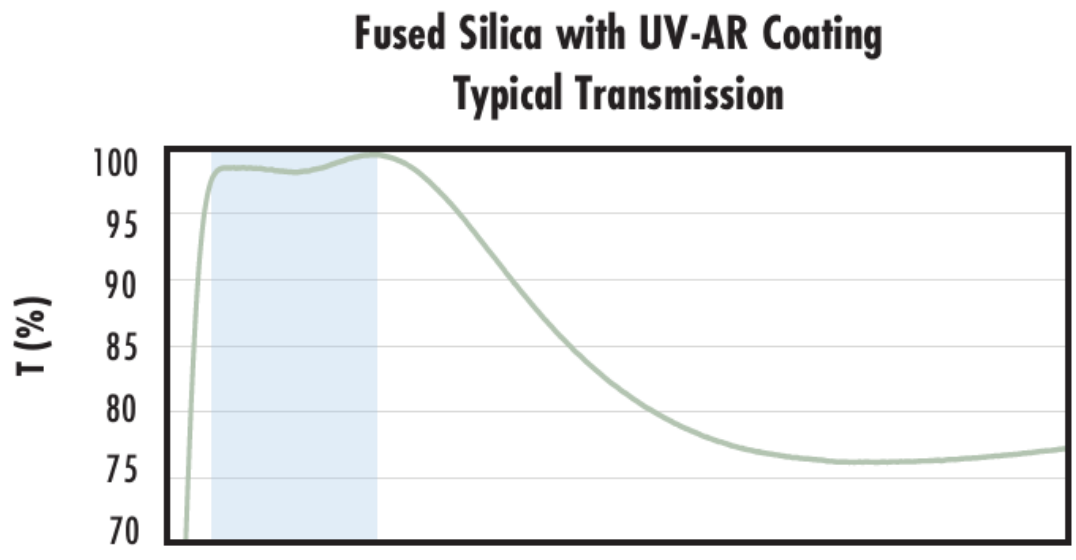

Typical transmission of a 3mm thick fused silica window with UV-AR (250-425nm) coating at 0° AOI.

The blue shaded region indicates the coating design wavelengh range, with the following specification:

$R_{abs} \leq 1.0\%$ @ 250 - 425nm
$R_{avg} \leq 0.75\%$ @ 250 - 425nm
$R_{avg} \leq 0.5\%$ @ 370 - 420nm

Data outside this range is not guaranteed and is for reference only.

Click Here to Download Data

Fused Silica with UV-VIS Coating Typical Transmission

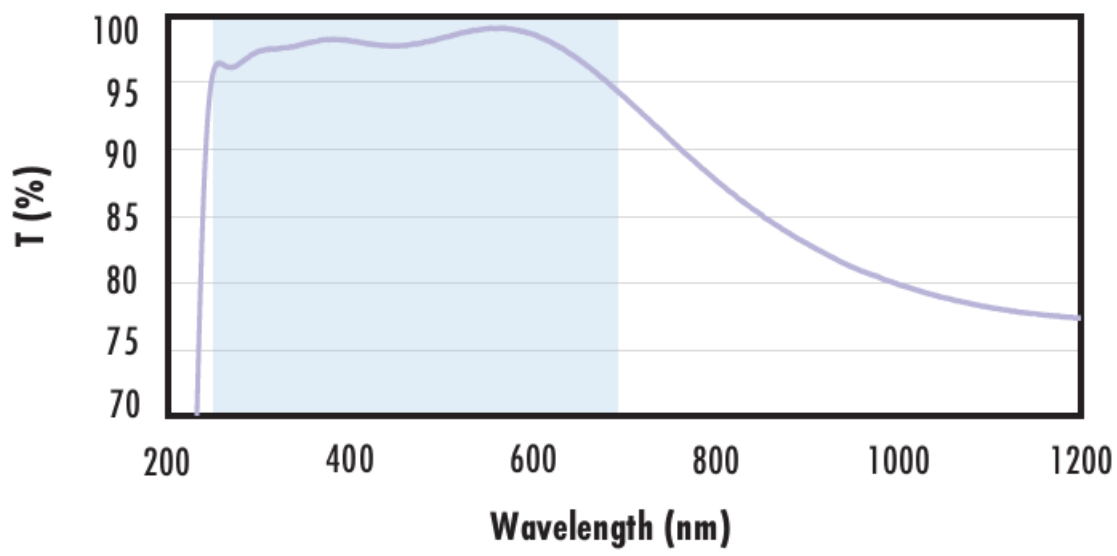

Typical transmission of a 3mm thick fused silica window with UV-VIS (250-700nm) coating at 0° AOI.

The blue shaded region indicates the coating design wavelengh range, with the following specification:

$R_{abs} \leq 1.0\%$ @ 350 - 450nm
$R_{avg} \leq 1.5\%$ @ 250 - 700nm

Data outside this range is not guaranteed and is for reference only.

Click Here to Download Data

Fused Silica with VIS-EXT Coating Typical Transmission

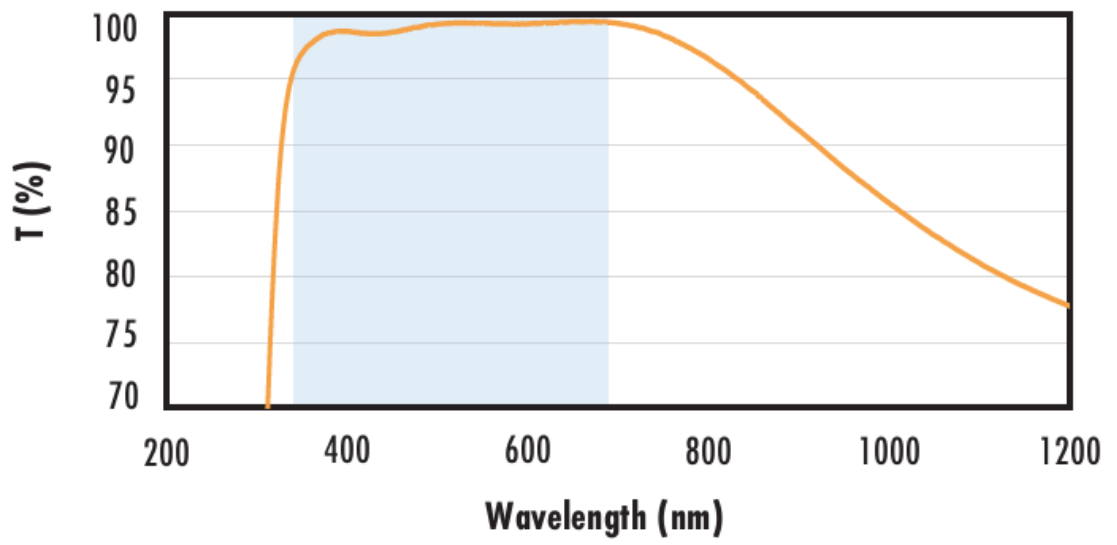

Typical transmission of a 3mm thick fused silica window with VIS-EXT (350-700nm) coating at 0° AOI.

The blue shaded region indicates the coating design wavelengh range, with the following specification:

$R_{avg} \leq 0.5\%$ @ 350 - 700nm

Data outside this range is not guaranteed and is for reference only.

Click Here to Download Data

Fused Silica with VIS-NIR Coating Typical Transmission

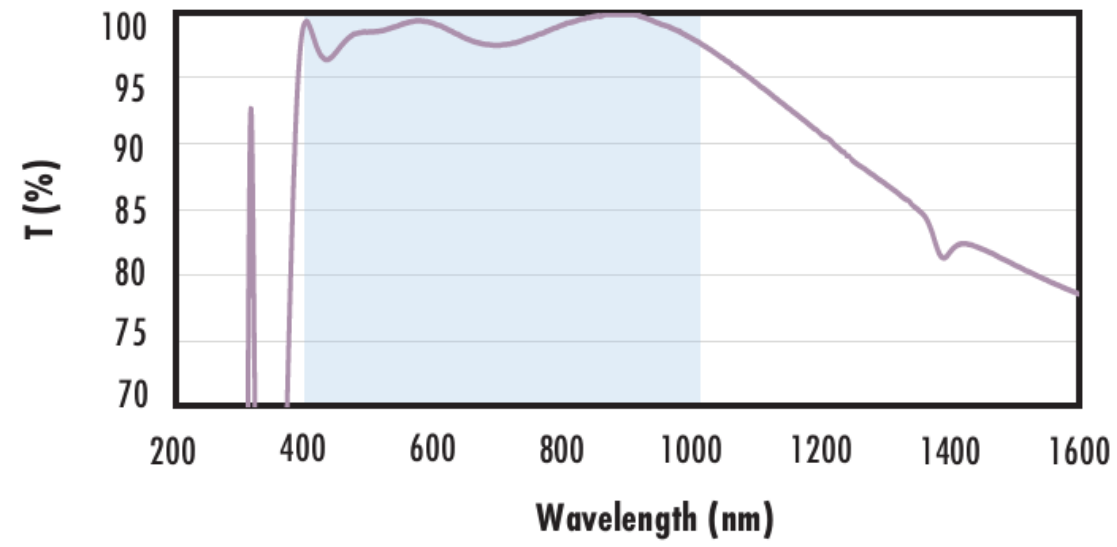

Typical transmission of a 3mm thick fused silica window with VIS-NIR (400-1000nm) coating at 0° AOI.

The blue shaded region indicates the coating design wavelengh range, with the following specification:

$R_{abs} \leq 0.25\%$ @ 880nm
$R_{avg} \leq 1.25\%$ @ 400 - 870nm
$R_{avg} \leq 1.25\%$ @ 890 - 1000nm

Data outside this range is not guaranteed and is for reference only.

Click Here to Download Data

Fused Silica with VIS 0° Coating Typical Transmission

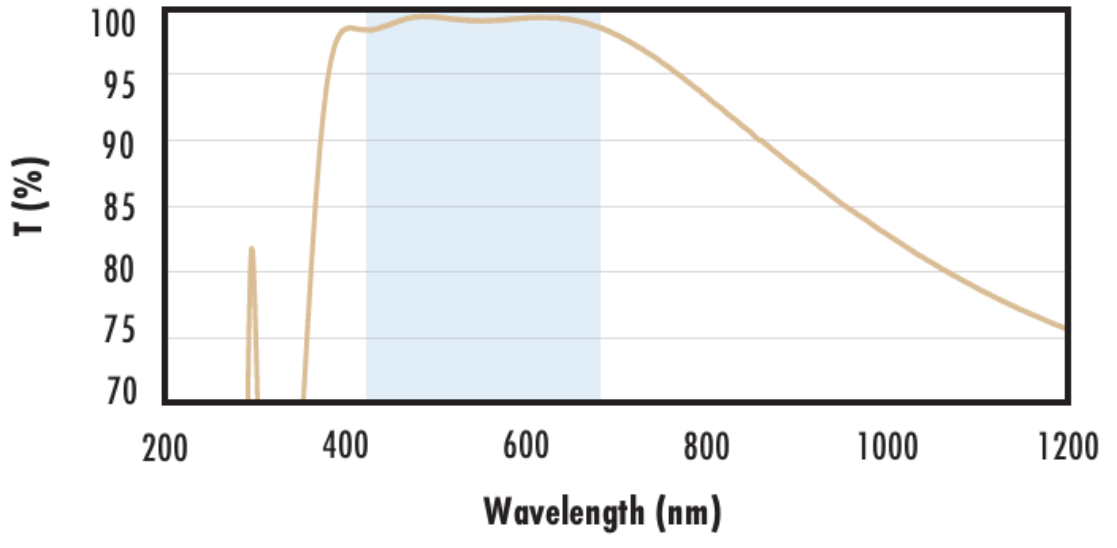

Typical transmission of a 3mm thick fused silica window with VIS 0° (425-675nm) coating at 0° AOI.

The blue shaded region indicates the coating design wavelengh range, with the following specification:

$R_{avg} \leq 0.4\%$ @ 425 - 675nm

Data outside this range is not guaranteed and is for reference only.

Click Here to Download Data

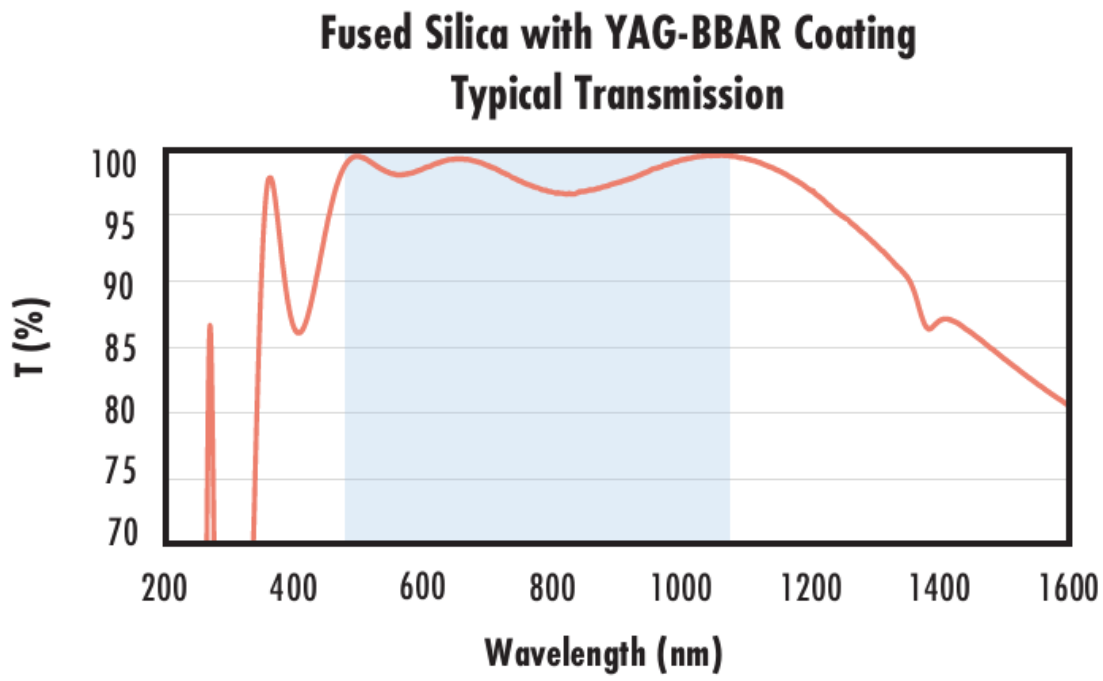

Typical transmission of a 3mm thick fused silica window with YAG-BBAR (500-1100nm) coating at 0° AOI.

The blue shaded region indicates the coating design wavelengh range, with the following specification:

$R_{abs} \leq 0.25\%$ @ 532nm
$R_{abs} \leq 0.25\%$ @ 1064nm
$R_{avg} \leq 1.0\%$ @ 500 - 1100nm

Data outside this range is not guaranteed and is for reference only.

Click Here to Download Data

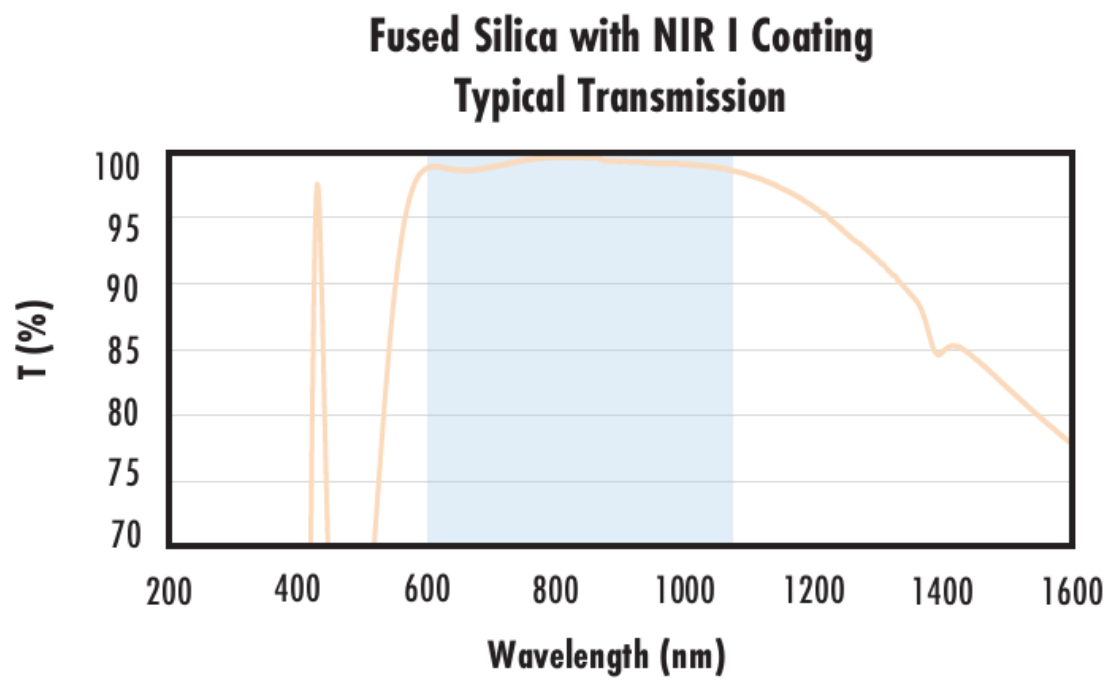

Typical transmission of a 3mm thick fused silica window with NIR I (600 - 1050nm) coating at 0° AOI.

The blue shaded region indicates the coating design wavelengh range, with the following specification:

$R_{avg} \leq 0.5\%$ @ 600 - 1050nm

Data outside this range is not guaranteed and is for reference only.

Click Here to Download Data

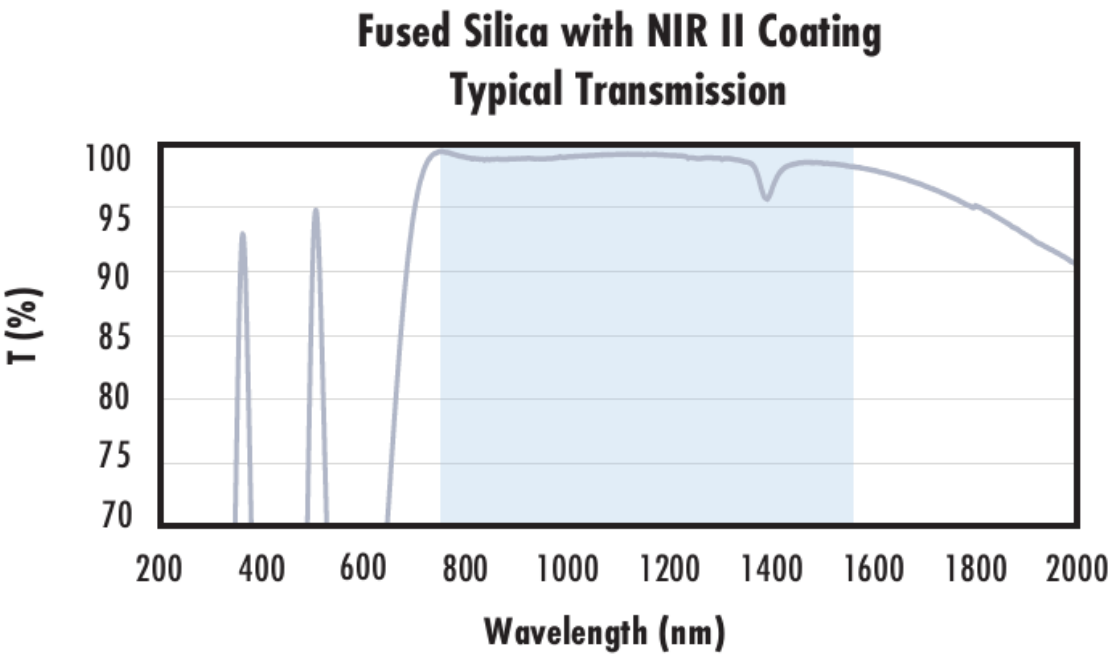

Typical transmission of a 3mm thick fused silica window with NIR II (750 - 1550nm) coating at 0° AOI.

The blue shaded region indicates the coating design wavelengh range, with the following specification:

$R_{abs} \leq 1.5\%$ @ 750 - 800nm
$R_{abs} \leq 1.0\%$ @ 800 - 1550nm
$R_{avg} \leq 0.7\%$ @ 750 - 1550nm

Data outside this range is not guaranteed and is for reference only.

Click Here to Download Data

Beschichtungskurven

Kundenspezifische Produkte

Edmund Optics bietet einen umfangreichen kundenspezifischen Fertigungsservice für Optik- und Bildverarbeitungskomponenten an, speziell hergestellt für Ihre Anwendungsanforderungen. Wir ermöglichen flexible Lösungen für Ihre Bedürfnisse – von der Prototypenphase bis zur Serienfertigung. Unsere erfahrenen IngenieurInnen freuen sich auf die Zusammenarbeit und unterstützen Sie bei jedem Projektschritt.

Unser Service beinhaltet:

- Kundenspezifische Abmessungen, Materialien und mehr
- Hochpräzise Oberflächenqualität und -ebenheit
- Enge Toleranzen und komplexe Formen
- Skalierbare Produktion – vom Prototypen zur Serie

Erfahren Sie mehr über unsere **kundenspezifischen Fertigungsmöglichkeiten** oder senden Sie **hier** eine Anfrage.

Kompatible Halterungen

;