

TECHSPEC®

Plankonkave Linse aus UV-Quarzglas, 25 mm D. x -100 mm eff. Brennweite, UV-AR-beschichtet



UV Fused Silica Plano-Concave (PCV) Lenses



Produkt #71-104 **KONTAKT**

[Andere Beschichtungen](#)

- 1 + €156⁵⁶

+ WARENKORB

| Mengenrabatte | |
|---------------|---------------------------------|
| Stk. 1-5 | €156,56 stückpreis |
| Stk. 6-25 | €125,66 stückpreis |
| Stk. 26-49 | €117,42 stückpreis |
| Need More? | Angebotsanfrage |

ⓘ Preise exklusiv der geltenden Mehrwertsteuer und Abgaben

Downloadbereich

SPEZIFIKATIONEN

Produktdetails

| | |
|----------------------------|----------|
| Plano-Concave Lens | Typ: |
| Max. Flat Annulus is 0.3mm | Hinweis: |

Physikalische und mechanische Eigenschaften

| | |
|-------------------|-----------------------------|
| 25.00 +0.0/-0.025 | Durchmesser (mm): |
| 2.50 ±0.10 | Mittendicke CT (mm): |
| <1 | Zentrierung (Bogenminuten): |
| 24.00 | Freie Apertur CA (mm): |
| 4.15 | Randdicke ET (mm): |

Optische Eigenschaften

| | |
|--|------------------------------------|
| -100.00 | Effektive Brennweite EFL (mm): |
| Fused Silica (Corning 7980) | Substrat: <input type="checkbox"/> |
| -4.00 | Blende: |
| -0.13 | Numerische Apertur NA: |
| UV-VIS (250-700nm) | Beschichtung: |
| 250 - 700 | Wellenlängenbereich (nm): |
| -101.71 | Hintere Brennweite BFL (mm): |
| $R_{abs} \leq 1.0\% @ 350 - 450nm$ $R_{avg} \leq 1.5\% @ 250 - 700nm$ | Beschichtungsspezifikation: |
| 587.6 ±1 | Designwellenlänge Brennweite (nm): |
| 45.84 | Radius R ₁ (mm): |
| 40-20 | Oberflächenqualität: |
| 1.5λ | Power (P-V) @ 632,8 nm: |
| λ/4 | Unregelmäßigkeit (P-V) @ 632,8 nm: |

Konformität mit Standards

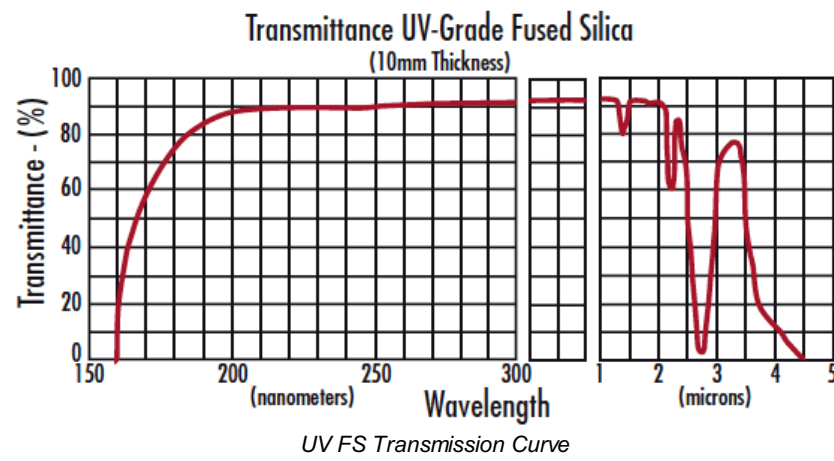
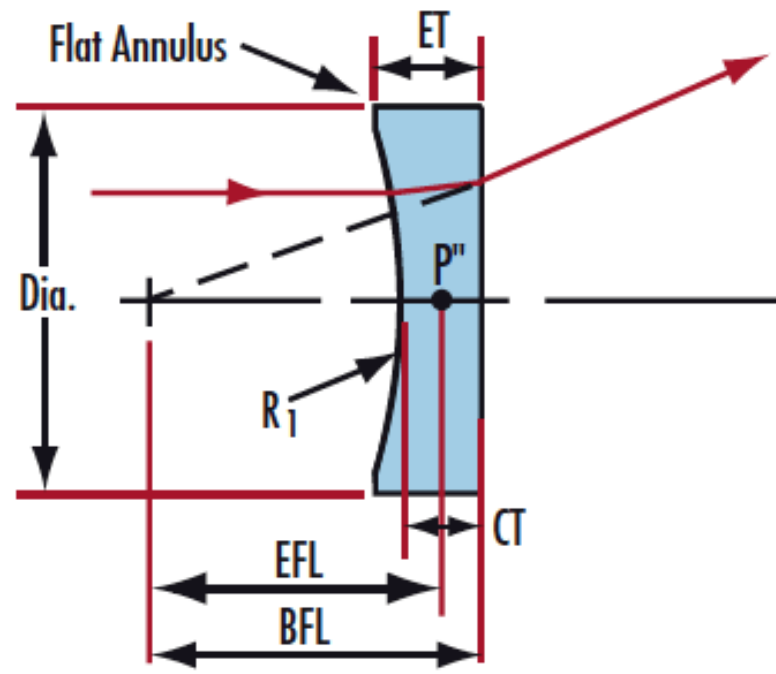
| | |
|--------------------------|-------------------------|
| Anzeigen | Konformitätszertifikat: |
|--------------------------|-------------------------|

PRODUKTDDETAILS

- Negative Brennweiten zur Strahlaufweitung oder Lichtprojektion
- Wellenlängenbereich von 200 - 2200 nm
- UV-AR-Beschichtungen verfügbar

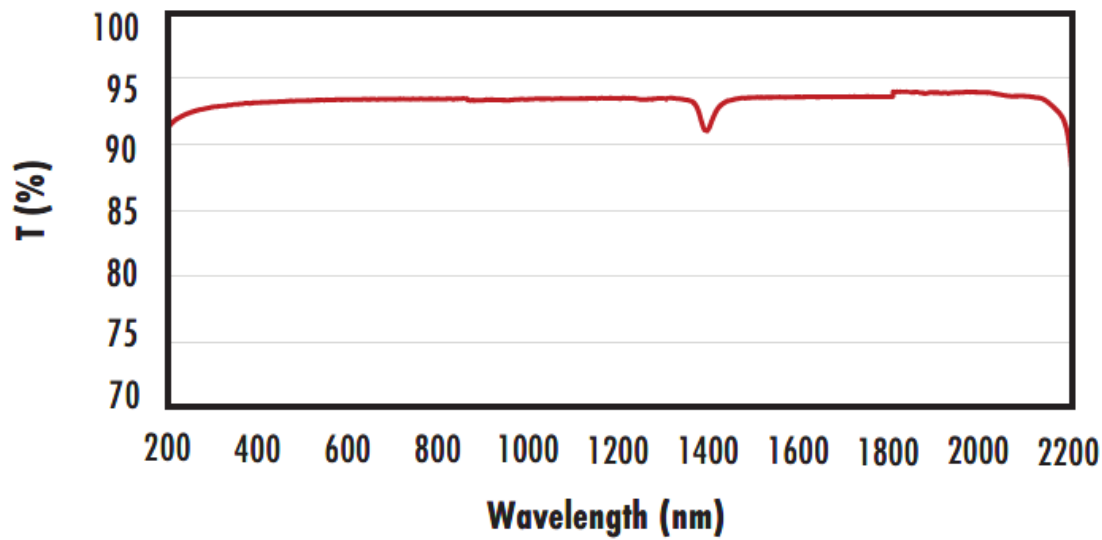
Diese hochqualitativen optischen Elemente werden mit CNC-Maschinen nach dem neuesten Stand der Technik gefertigt. Die UV-Linsen werden aus synthetischem Quarzglas hergestellt. Zusätzlich zur exzellenten Transmission und hohen Temperaturbeständigkeit, bieten die Linsen eine besonders hohe chemische Reinheit. Diese Linsen sind die ideale Wahl für viele Laseranwendungen und bildgebende Anwendungen, besonders im UV-Bereich. Die breitbandige Antireflexbeschichtung ermöglicht eine höhere Transmission im UV-Bereich.

TECHNISCHE INFORMATIONEN



FUSED SILICA

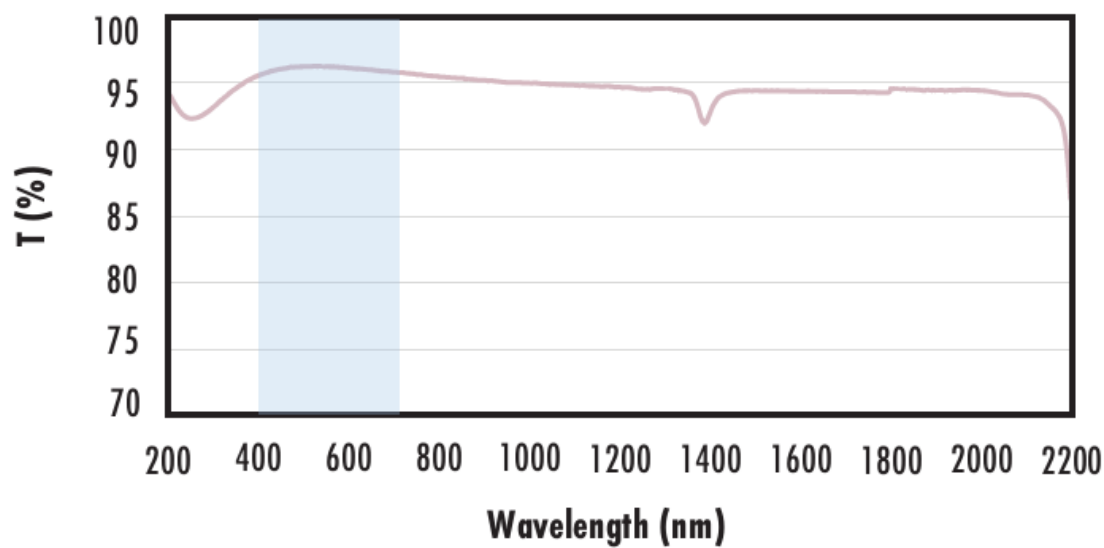
**Uncoated Fused Silica
Typical Transmission**



Typical transmission of a 3mm thick, uncoated fused silica window across the UV - NIR spectra.

[Click Here to Download Data](#)

**Fused Silica with MgF₂ Coating
Typical Transmission**



Typical transmission of a 3mm thick fused silica window with MgF₂ (400-700nm) coating at 0° AOI.

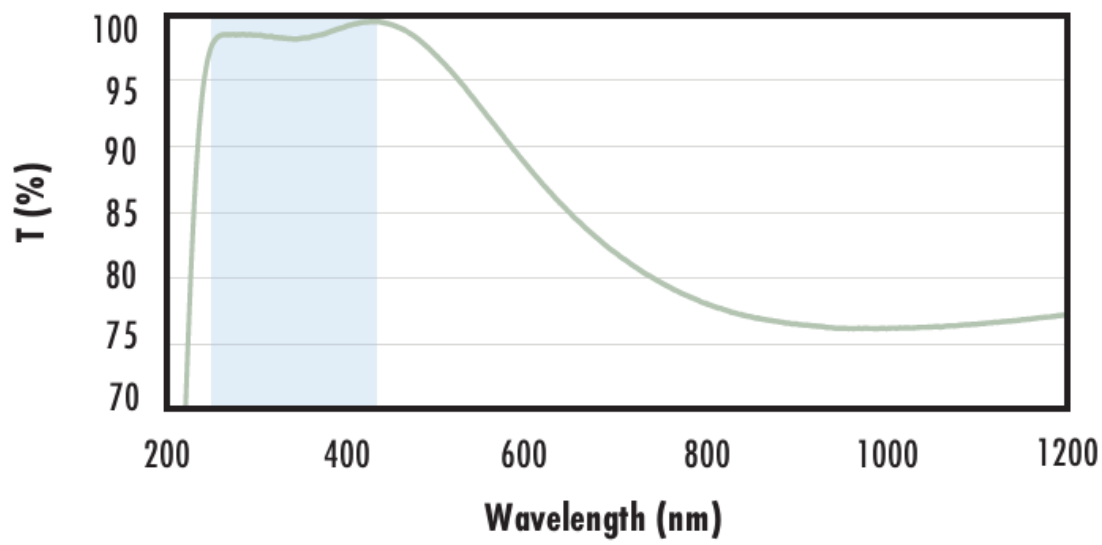
The blue shaded region indicates the coating design wavelength range, with the following specification:

$R_{avg} \leq 1.75\%$ @ 400 - 700nm (N-BK7)

Data outside this range is not guaranteed and is for reference only.

[Click Here to Download Data](#)

**Fused Silica with UV-AR Coating
Typical Transmission**



Typical transmission of a 3mm thick fused silica window with UV-AR (250-425nm) coating at 0° AOI.

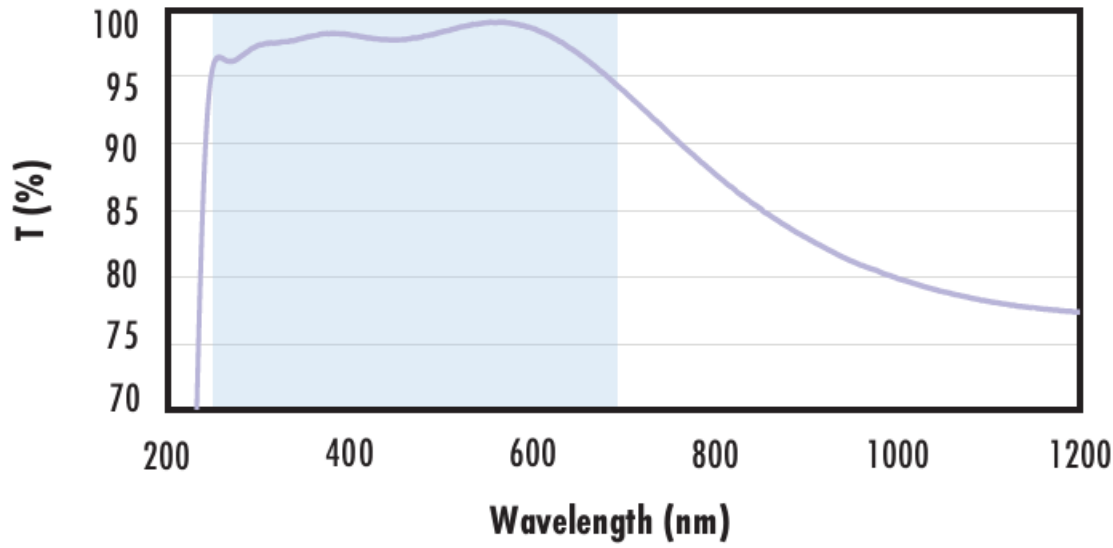
The blue shaded region indicates the coating design wavelength range, with the following specification:

- $R_{abs} \leq 1.0\% @ 250 - 425\text{nm}$
- $R_{avg} \leq 0.75\% @ 250 - 425\text{nm}$
- $R_{avg} \leq 0.5\% @ 370 - 420\text{nm}$

Data outside this range is not guaranteed and is for reference only.

[Click Here to Download Data](#)

Fused Silica with UV-VIS Coating Typical Transmission



Typical transmission of a 3mm thick fused silica window with UV-VIS (250-700nm) coating at 0° AOI.

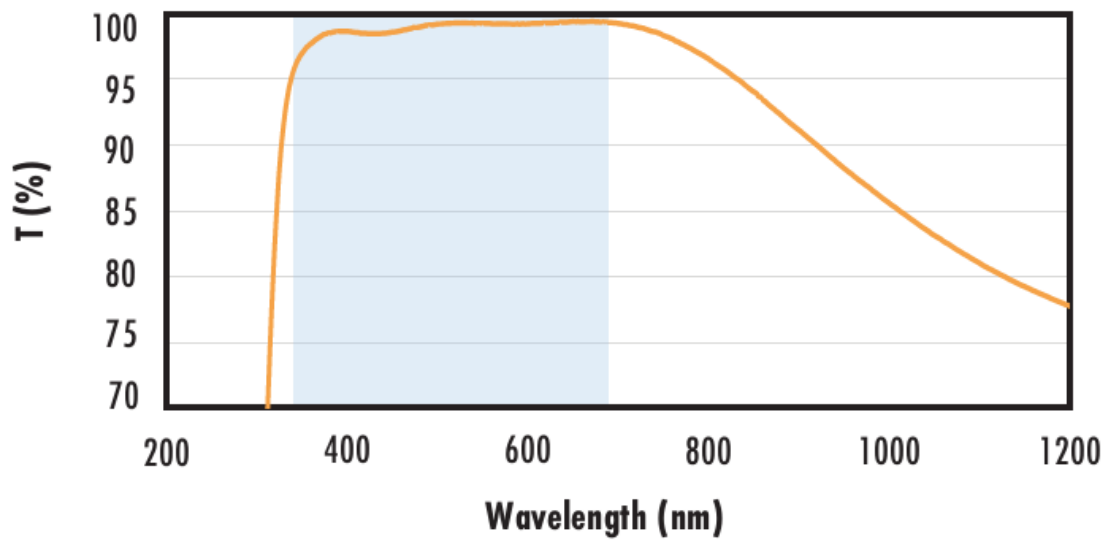
The blue shaded region indicates the coating design wavelength range, with the following specification:

- $R_{abs} \leq 1.0\% @ 350 - 450\text{nm}$
- $R_{avg} \leq 1.5\% @ 250 - 700\text{nm}$

Data outside this range is not guaranteed and is for reference only.

[Click Here to Download Data](#)

Fused Silica with VIS-EXT Coating Typical Transmission



Typical transmission of a 3mm thick fused silica window with VIS-EXT (350-700nm) coating at 0° AOI.

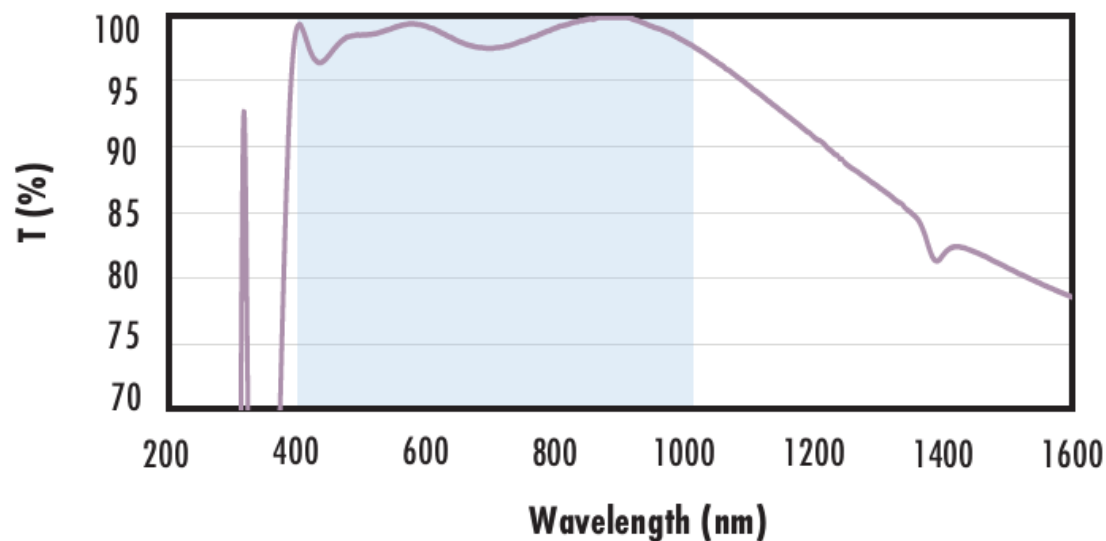
The blue shaded region indicates the coating design wavelength range, with the following specification:

- $R_{avg} \leq 0.5\% @ 350 - 700\text{nm}$

Data outside this range is not guaranteed and is for reference only.

[Click Here to Download Data](#)

Fused Silica with VIS-NIR Coating Typical Transmission



Typical transmission of a 3mm thick fused silica window with VIS-NIR (400-1000nm) coating at 0° AOI.

The blue shaded region indicates the coating design wavelength range, with the following specification:

- $R_{abs} \leq 0.25\% @ 880\text{nm}$
- $R_{avg} \leq 1.25\% @ 400 - 870\text{nm}$
- $R_{avg} \leq 1.25\% @ 890 - 1000\text{nm}$

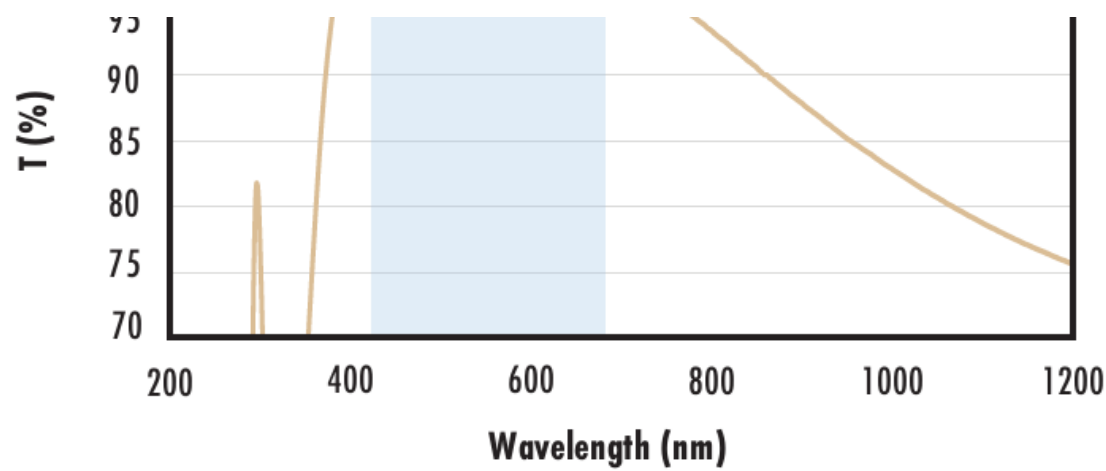
Data outside this range is not guaranteed and is for reference only.

[Click Here to Download Data](#)

Fused Silica with VIS 0° Coating Typical Transmission



Typical transmission of a 3mm thick fused silica window with VIS



0° (425-675nm) coating at 0° AOI.

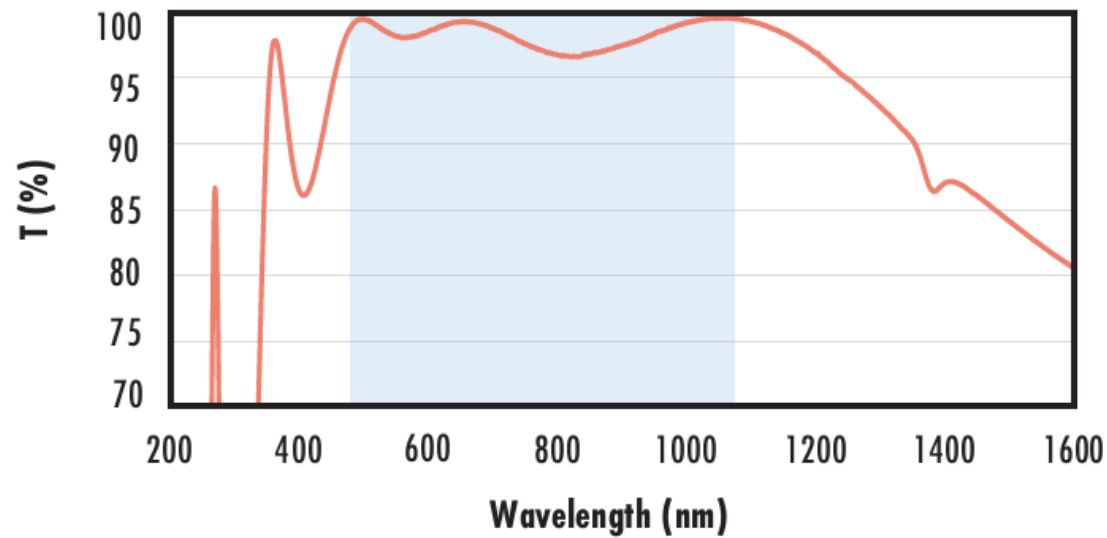
The blue shaded region indicates the coating design wavelength range, with the following specification:

$$R_{avg} \leq 0.4\% @ 425 - 675\text{nm}$$

Data outside this range is not guaranteed and is for reference only.

[Click Here to Download Data](#)

Fused Silica with YAG-BBAR Coating Typical Transmission



Typical transmission of a 3mm thick fused silica window with YAG-BBAR (500-1100nm) coating at 0° AOI.

The blue shaded region indicates the coating design wavelength range, with the following specification:

$$R_{abs} \leq 0.25\% @ 532\text{nm}$$

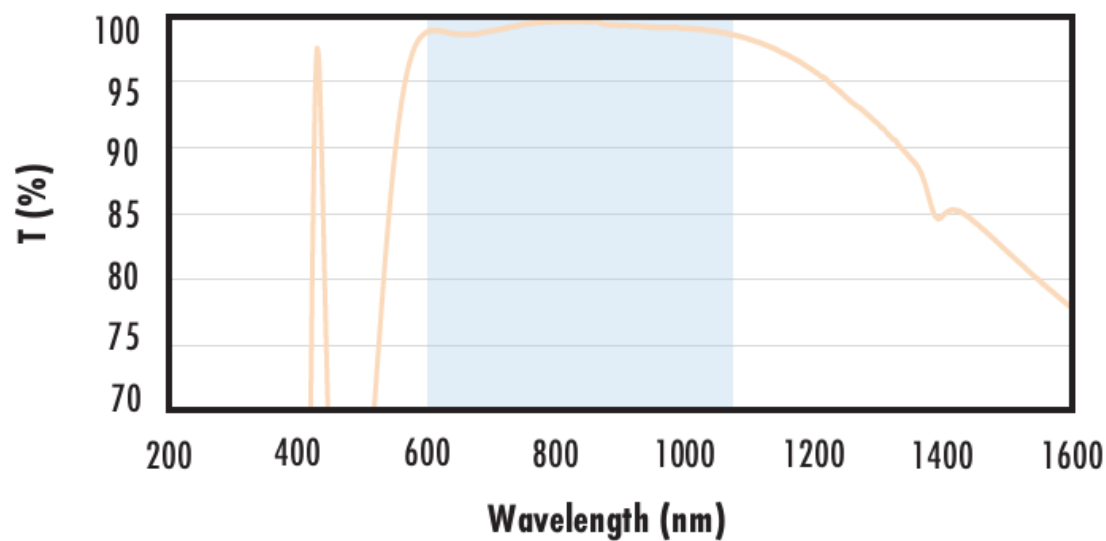
$$R_{abs} \leq 0.25\% @ 1064\text{nm}$$

$$R_{avg} \leq 1.0\% @ 500 - 1100\text{nm}$$

Data outside this range is not guaranteed and is for reference only.

[Click Here to Download Data](#)

Fused Silica with NIR I Coating Typical Transmission



Typical transmission of a 3mm thick fused silica window with NIR I (600 - 1050nm) coating at 0° AOI.

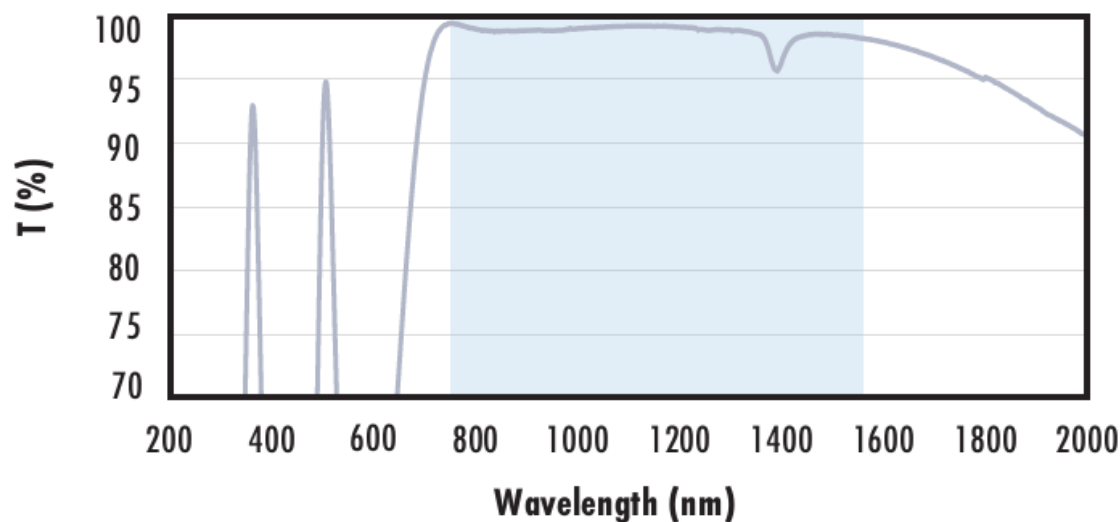
The blue shaded region indicates the coating design wavelength range, with the following specification:

$$R_{avg} \leq 0.5\% @ 600 - 1050\text{nm}$$

Data outside this range is not guaranteed and is for reference only.

[Click Here to Download Data](#)

Fused Silica with NIR II Coating Typical Transmission



Typical transmission of a 3mm thick fused silica window with NIR II (750 - 1550nm) coating at 0° AOI.

The blue shaded region indicates the coating design wavelength range, with the following specification:

$$R_{abs} \leq 1.5\% @ 750 - 800\text{nm}$$

$$R_{abs} \leq 1.0\% @ 800 - 1550\text{nm}$$

$$R_{avg} \leq 0.7\% @ 750 - 1550\text{nm}$$

Data outside this range is not guaranteed and is for reference only.

[Click Here to Download Data](#)

KUNDENSPEZIFISCHE PRODUKTE

Edmund Optics bietet einen umfangreichen kundenspezifischen Fertigungsservice für Optik- und Bildverarbeitungs-komponenten an, speziell hergestellt für Ihre Anwendungsanforderungen. Wir ermöglichen flexible Lösungen für Ihre Bedürfnisse – von der Prototypenphase bis zur Serienfertigung. Unsere erfahrenen IngenieurInnen freuen sich auf die Zusammenarbeit und unterstützen Sie bei jedem Projektschritt.

Unser Service beinhaltet:

- Kundenspezifische Abmessungen, Materialien und mehr
- Hochpräzise Oberflächenqualität und -ebenheit
- Enge Toleranzen und komplexe Formen

- Skalierbare Produktion – vom Prototypen zur Serie

Erfahren Sie mehr über unsere [kundenspezifischen Fertigungsmöglichkeiten](#) oder senden Sie [hier](#) eine Anfrage.
