

TECHSPEC®

Plankonkave (PCV) Zylinderlinse für Laseranwendungen, 25,4 x 25,4 mm x -75 mm BW, VIS 0°



TECHSPEC Beam Shaping Fused Silica Cylinder Lenses

Produkt **#36-105** **1 In Stock**

⊖ 1 ⊕ €170⁰⁰

+ WARENKORB

| Mengenrabatte | |
|---------------|---------------------------------|
| Stk. 1-5 | €170,00 stückpreis |
| Stk. 6-25 | €153,00 stückpreis |
| Stk. 26-49 | €147,00 stückpreis |
| Need More? | Angebotsanfrage |

ⓘ Preise exklusiv der geltenden Mehrwertsteuer und Abgaben

Downloadbereich

Produktdetails

Cylinder Lens, Plano-Concave **Typ:**

Physikalische und mechanische Eigenschaften

| | |
|----------------------|-----------------------------------|
| Protective as needed | Fase: |
| 3.00 | Mittendicke CT (mm): |
| ±0.1 | Toleranz Mittendicke (mm): |
| 22.86 x 22.86 | Freie Apertur CA (mm): |
| +0.0/-0.025 | Toleranz Größe (mm): |
| 25.4 x 25.4 | Größe (mm): |
| 5.31 | Randdicke ET (mm): |
| <3 | Achsenverdrehung (arcmin): |

Optische Eigenschaften

| | |
|---|---|
| -75.00 | Effektive Brennweite EFL (mm): |
| Fused Silica (Corning 7980) | Substrat: <input type="checkbox"/> |
| 3.00 | Blende: |
| 0.17 | Numerische Apertur NA: |
| MS 0° (425-675nm) | Beschichtung: |
| 425 - 675 | Wellenlängenbereich (nm): |
| -77.06 | Hintere Brennweite BFL (mm): |
| $R_{avg} \leq 0.4\% @ 425 - 675nm$ | Beschichtungsspezifikation: |
| 34.38 | Radius R₁ (mm): |
| 20-10 | Oberflächenqualität: |
| 1.5λ | Power (P-V) @ 632,8 nm: |
| λ/4 | Unregelmäßigkeit (P-V) @ 632,8 nm: |
| <3 | Keilwinkel plane Achse (arcmin): |
| <3 | Keilwinkel gekrümmte Achse (arcmin): |

Konformität mit Standards

| | |
|--------------------------|--------------------------------|
| Konform | RoHS 2015: |
| Anzeigen | Konformitätszertifikat: |
| Konform | Reach 235: |

Gewünschte Spezifikationen nicht dabei?

Edmund Optics bietet einen umfangreichen kundenspezifischen Fertigungsservice für Optik- und Bildverarbeitungskomponenten an, speziell hergestellt für Ihre Anwendungsanforderungen. Wir ermöglichen flexible Lösungen für Ihre Bedürfnisse – von der Prototypenphase bis zur Serienfertigung. Unsere erfahrenen IngenieurInnen freuen sich auf die Zusammenarbeit und unterstützen Sie bei jedem Projektschritt.

Unser Service beinhaltet:

- Kundenspezifische Abmessungen, Materialien und mehr
- Hochpräzise Oberflächenqualität und -ebenheit
- Enge Toleranzen und komplexe Formen
- Skalierbare Produktion – vom Prototypen zur Serie

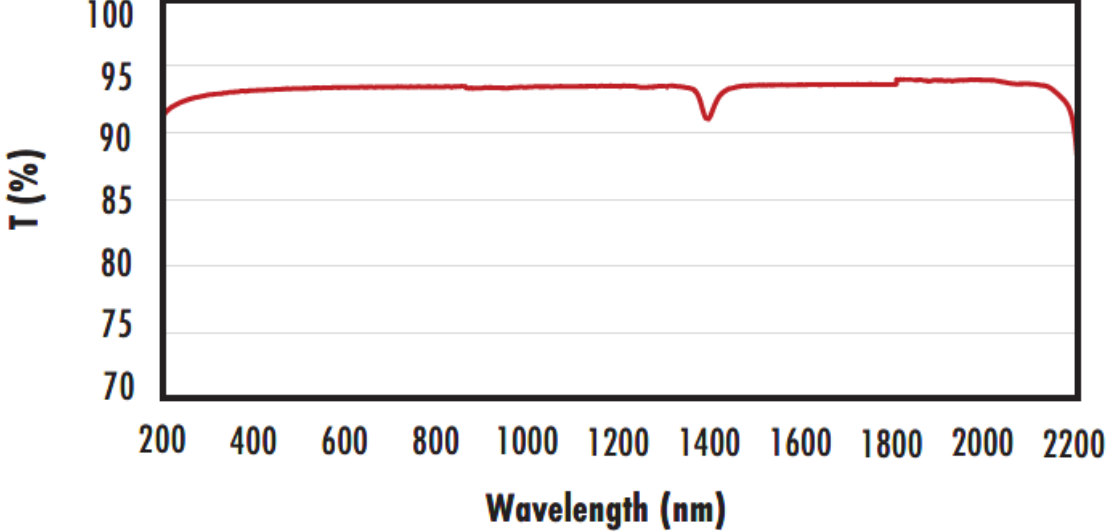
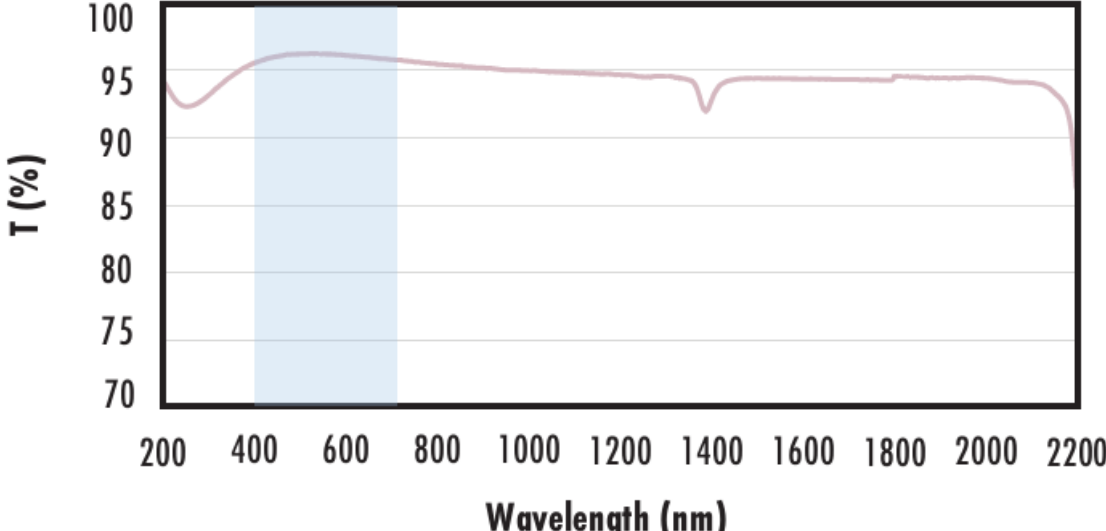
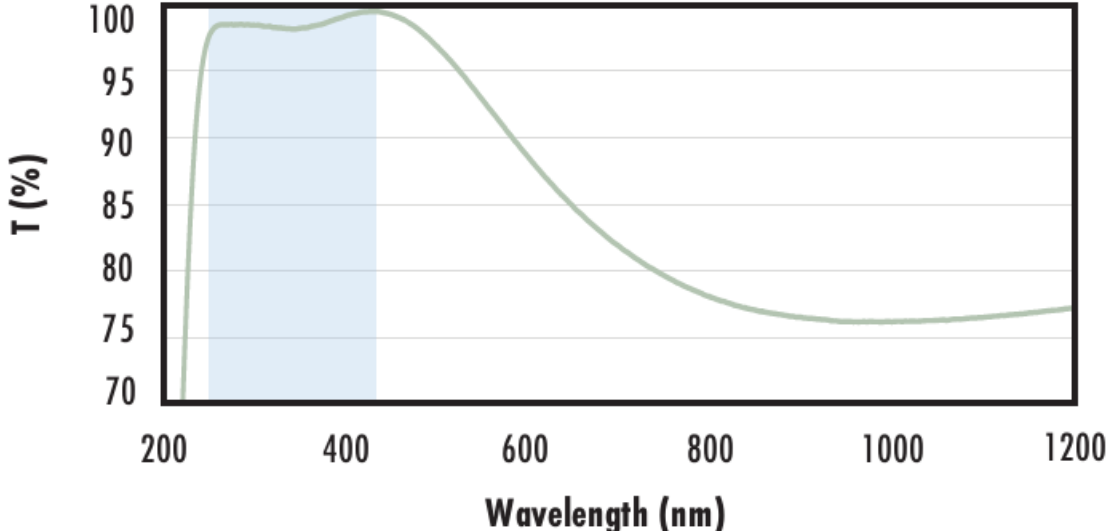
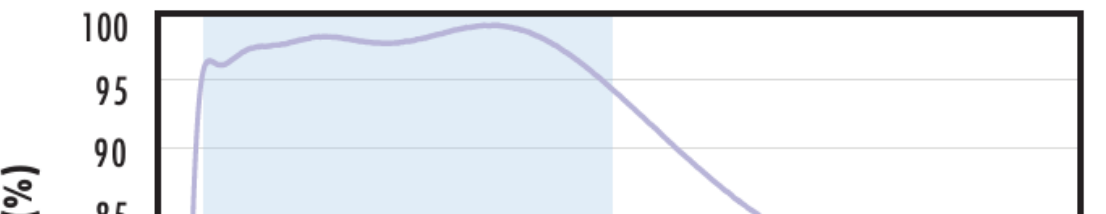
Erfahren Sie mehr über unsere [kundenspezifischen Fertigungsmöglichkeiten](#) oder senden Sie [hier](#) eine Anfrage.

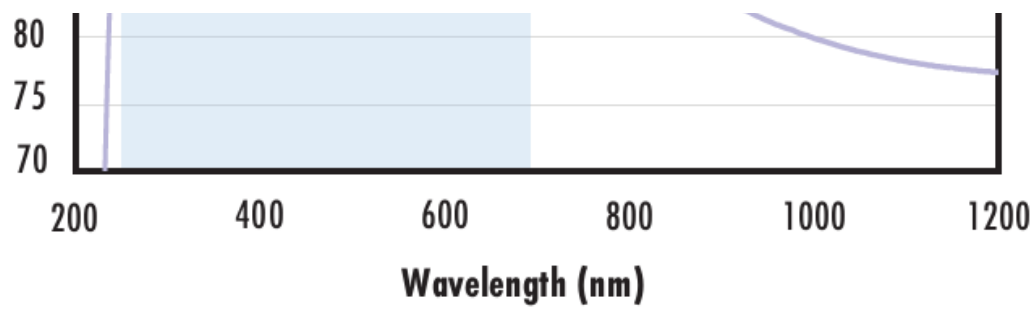
Produktdetails

- Sehr gute Eigenschaften vom UV- bis zum IR-Spektrum
- Quarzglassubstrat
- Optische Oberflächenqualität für Laser geeignet

TECHSPEC® Breitbandige Zylinderlinsen für Laseranwendungen zeichnen sich durch präzise Spezifikationen für die anspruchsvollsten Anwendungen aus. Diese Linsen bestehen aus hochwertigem optischem Quarzglas und

Technische Informationen

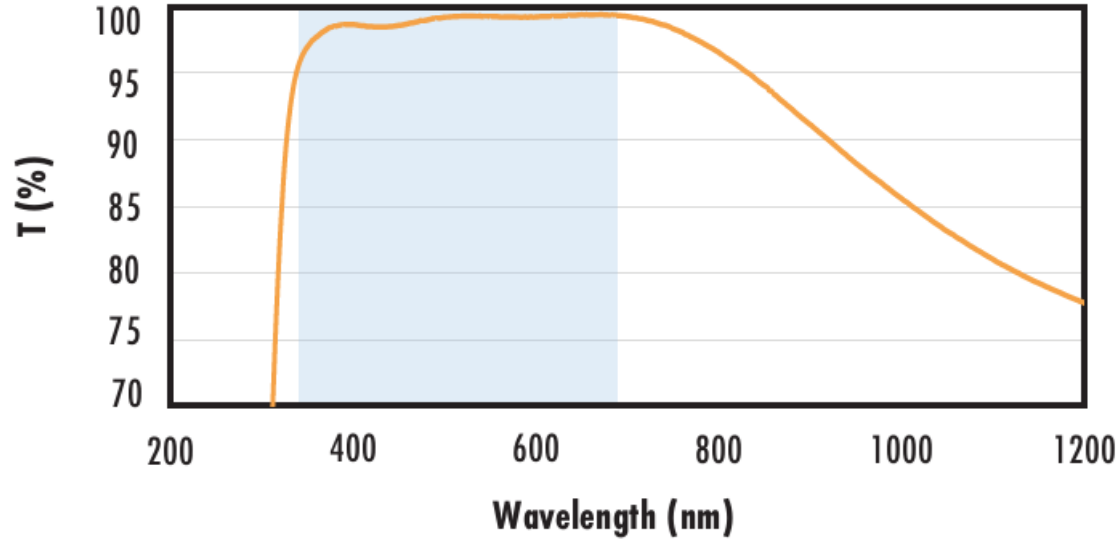
| FUSED SILICA | |
|---|---|
| <p style="text-align: center;">Uncoated Fused Silica Typical Transmission</p>  | <p>Typical transmission of an uncoated fused silica window across the UV - NIR spectra.</p> <p>Click Here to Download Data</p> |
| <p style="text-align: center;">Fused Silica with MgF₂ Coating Typical Transmission</p>  | <p>Typical transmission of a fused silica window with MgF₂ (400-700nm) coating at 0° AOI.</p> <p>The blue shaded region indicates the coating design wavelength range, with the following specification:</p> <p>$R_{avg} \leq 1.75\% @ 400 - 700\text{nm}$ (N-BK7)</p> <p>Data outside this range is not guaranteed and is for reference only.</p> <p>Click Here to Download Data</p> |
| <p style="text-align: center;">Fused Silica with UV-AR Coating Typical Transmission</p>  | <p>Typical transmission of a fused silica window with UV-AR (250-425nm) coating at 0° AOI.</p> <p>The blue shaded region indicates the coating design wavelength range, with the following specification:</p> <p>$R_{abs} \leq 1.0\% @ 250 - 425\text{nm}$ $R_{avg} \leq 0.75\% @ 250 - 425\text{nm}$ $R_{avg} \leq 0.5\% @ 370 - 420\text{nm}$</p> <p>Data outside this range is not guaranteed and is for reference only.</p> <p>Click Here to Download Data</p> |
| <p style="text-align: center;">Fused Silica with UV-VIS Coating Typical Transmission</p>  | <p>Typical transmission of a fused silica window with UV-VIS (250-700nm) coating at 0° AOI.</p> <p>The blue shaded region indicates the coating design wavelength range, with the following specification:</p> <p>$R_{abs} \leq 1.0\% @ 350 - 450\text{nm}$ $R_{avg} \leq 1.5\% @ 250 - 700\text{nm}$</p> |



Data outside this range is not guaranteed and is for reference only.

[Click Here to Download Data](#)

Fused Silica with VIS-EXT Coating Typical Transmission



Typical transmission of a fused silica window with VIS-EXT (350-700nm) coating at 0° AOI.

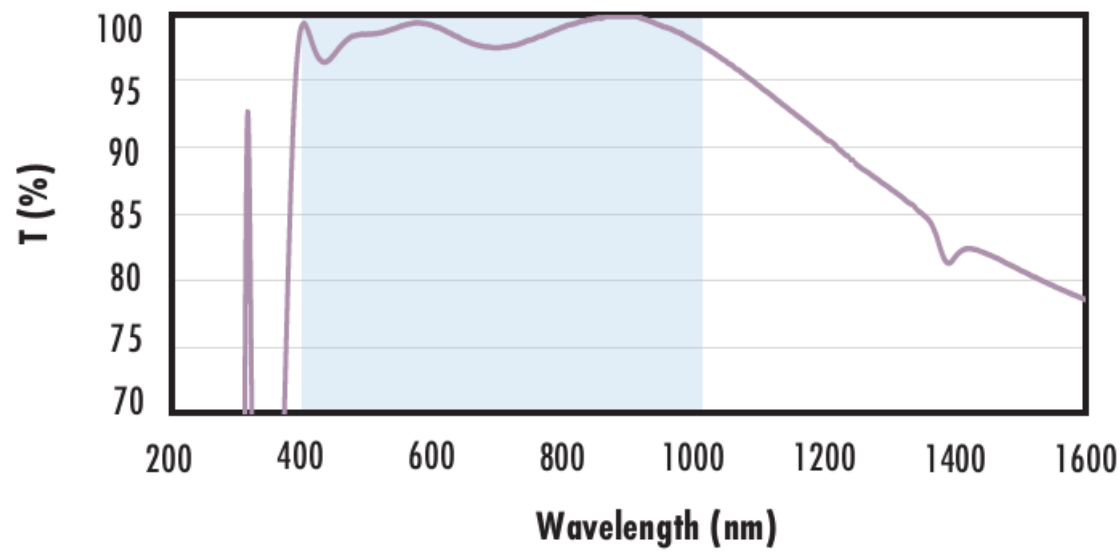
The blue shaded region indicates the coating design wavelength range, with the following specification:

$$R_{avg} \leq 0.5\% @ 350 - 700\text{nm}$$

Data outside this range is not guaranteed and is for reference only.

[Click Here to Download Data](#)

Fused Silica with VIS-NIR Coating Typical Transmission



Typical transmission of a fused silica window with VIS-NIR (400-1000nm) coating at 0° AOI.

The blue shaded region indicates the coating design wavelength range, with the following specification:

$$R_{abs} \leq 0.25\% @ 880\text{nm}$$

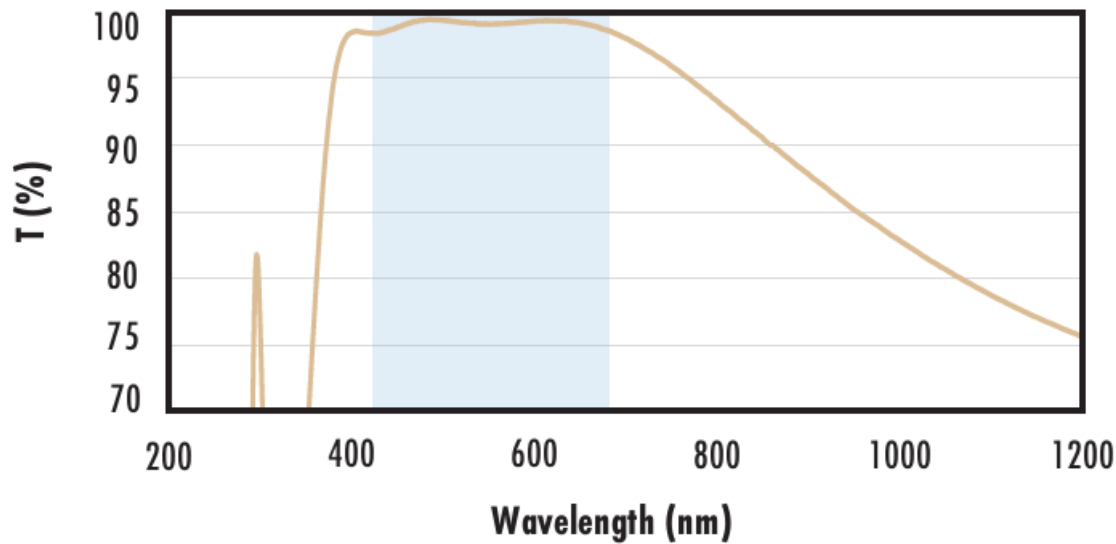
$$R_{avg} \leq 1.25\% @ 400 - 870\text{nm}$$

$$R_{avg} \leq 1.25\% @ 890 - 1000\text{nm}$$

Data outside this range is not guaranteed and is for reference only.

[Click Here to Download Data](#)

Fused Silica with VIS 0° Coating Typical Transmission



Typical transmission of a fused silica window with VIS 0° (425-675nm) coating at 0° AOI.

The blue shaded region indicates the coating design wavelength range, with the following specification:

$$R_{avg} \leq 0.4\% @ 425 - 675\text{nm}$$

Data outside this range is not guaranteed and is for reference only.

[Click Here to Download Data](#)

Fused Silica with YAG-BBAR Coating Typical Transmission



Typical transmission of a fused silica window with YAG-BBAR (500-1100nm) coating at 0° AOI.

The blue shaded region indicates the coating design wavelength range, with the following specification:

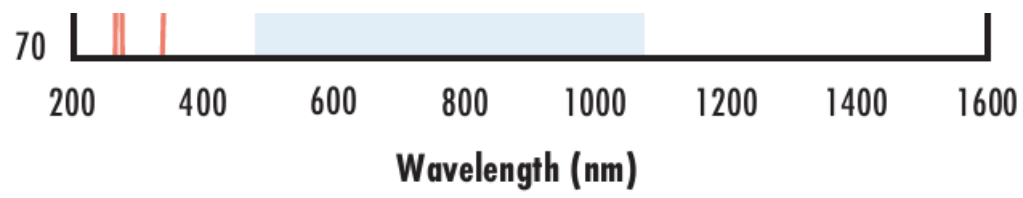
$$R_{abs} \leq 0.25\% @ 532\text{nm}$$

$$R_{abs} \leq 0.25\% @ 1064\text{nm}$$

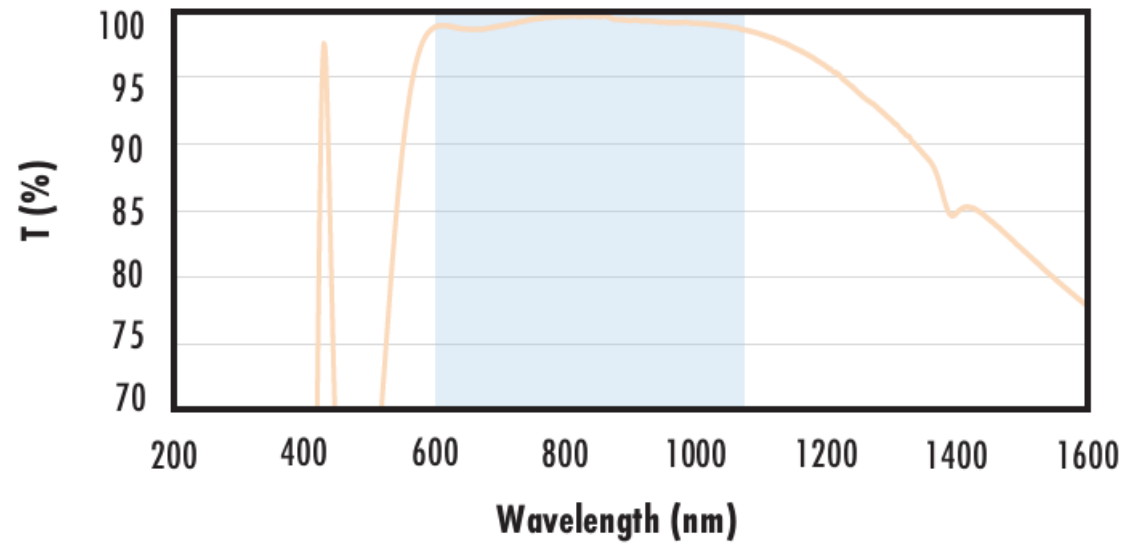
$$R_{avg} \leq 1.0\% @ 500 - 1100\text{nm}$$

Data outside this range is not guaranteed and is for reference only.

[Click Here to Download Data](#)



Fused Silica with NIR I Coating Typical Transmission



Typical transmission of a fused silica window with NIR I (600 - 1050nm) coating at 0° AOI.

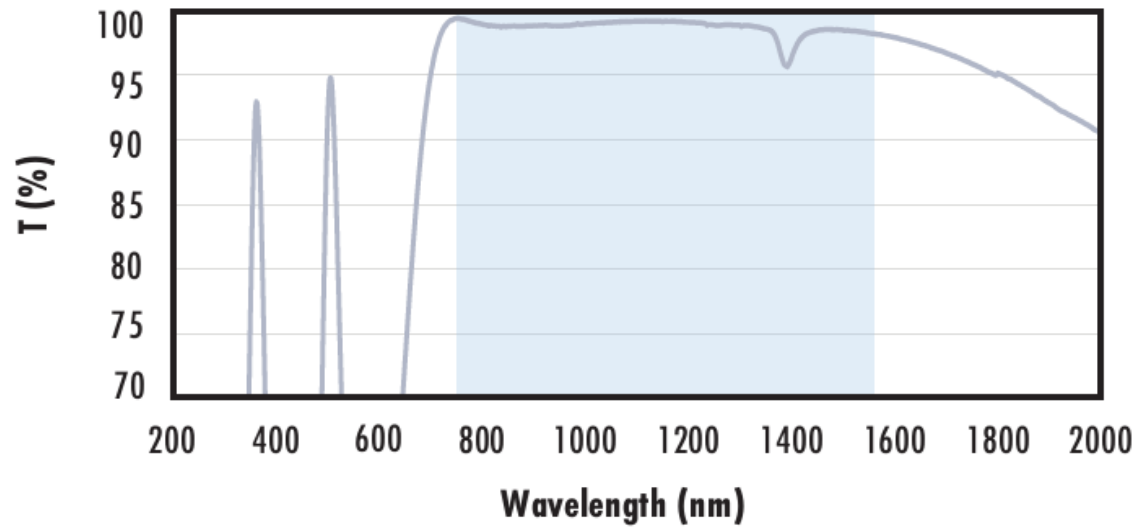
The blue shaded region indicates the coating design wavelength range, with the following specification:

$$R_{avg} \leq 0.5\% @ 600 - 1050\text{nm}$$

Data outside this range is not guaranteed and is for reference only.

[Click Here to Download Data](#)

Fused Silica with NIR II Coating Typical Transmission



Typical transmission of a fused silica window with NIR II (750 - 1550nm) coating at 0° AOI.

The blue shaded region indicates the coating design wavelength range, with the following specification:

$$R_{abs} \leq 1.5\% @ 750 - 800\text{nm}$$

$$R_{abs} \leq 1.0\% @ 800 - 1550\text{nm}$$

$$R_{avg} \leq 0.7\% @ 750 - 1550\text{nm}$$

Data outside this range is not guaranteed and is for reference only.

[Click Here to Download Data](#)

Beschichtungskurven