

TECHSPEC®

Plankonkave (PCV) Zylinderlinse für Laseranwendungen, 25,4 x 25,4 mm x -50 mm BW, UV-VIS



TECHSPEC Beam Shaping Fused Silica Cylinder Lenses

Produkt **#36-113** **9 In Stock**

- 1 + €170⁰⁰

+ WARENKORB

Mengenrabatte	
Stk. 1-5	€170,00 stückpreis
Stk. 6-25	€153,00 stückpreis
Stk. 26-49	€147,00 stückpreis
Need More?	Angebotsanfrage

! Preise exklusiv der geltenden Mehrwertsteuer und Abgaben

Downloadbereich

Produktdetails

Cylinder Lens, Plano-Concave **Typ:**

Physikalische und mechanische Eigenschaften

Protective as needed	Fase:
3.00	Mittendicke CT (mm):
±0.1	Toleranz Mittendicke (mm):
22.86 x 22.86	Freie Apertur CA (mm):
+0.0/-0.025	Toleranz Größe (mm):
25.4 x 25.4	Größe (mm):
6.64	Randdicke ET (mm):
<3	Achsenverdrehung (arcmin):

Optische Eigenschaften

-50.00	Effektive Brennweite EFL (mm):
Fused Silica (Corning 7980)	Substrat: <input type="checkbox"/>
2.00	Blende:
0.25	Numerische Apertur NA:
UV-VIS (250-700nm)	Beschichtung:
350 - 700	Wellenlängenbereich (nm):
-52.06	Hintere Brennweite BFL (mm):
R _{abs} ≤1.0% @ 350 - 450nm R _{avg} ≤1.5% @ 250 - 700nm	Beschichtungsspezifikation:
22.93	Radius R₁ (mm):
20-10	Oberflächenqualität:
1.5λ	Power (P-V) @ 632,8 nm:
λ/4	Unregelmäßigkeit (P-V) @ 632,8 nm:
<3	Keilwinkel plane Achse (arcmin):
<4.5	Keilwinkel gekrümmte Achse (arcmin):

Konformität mit Standards

Konform	RoHS 2015:
Anzeigen	Konformitätszertifikat:
Konform	Reach 235:

Gewünschte Spezifikationen nicht dabei?

Edmund Optics bietet einen umfangreichen kundenspezifischen Fertigungsservice für Optik- und Bildverarbeitungskomponenten an, speziell hergestellt für Ihre Anwendungsanforderungen. Wir ermöglichen flexible Lösungen für Ihre Bedürfnisse – von der Prototypenphase bis zur Serienfertigung. Unsere erfahrenen IngenieurInnen freuen sich auf die Zusammenarbeit und unterstützen Sie bei jedem Projektschritt.

Unser Service beinhaltet:

- Kundenspezifische Abmessungen, Materialien und mehr
- Hochpräzise Oberflächenqualität und -ebenheit
- Enge Toleranzen und komplexe Formen
- Skalierbare Produktion – vom Prototypen zur Serie

Erfahren Sie mehr über unsere [kundenspezifischen Fertigungsmöglichkeiten](#) oder senden Sie [hier](#) eine Anfrage.

Produktdetails

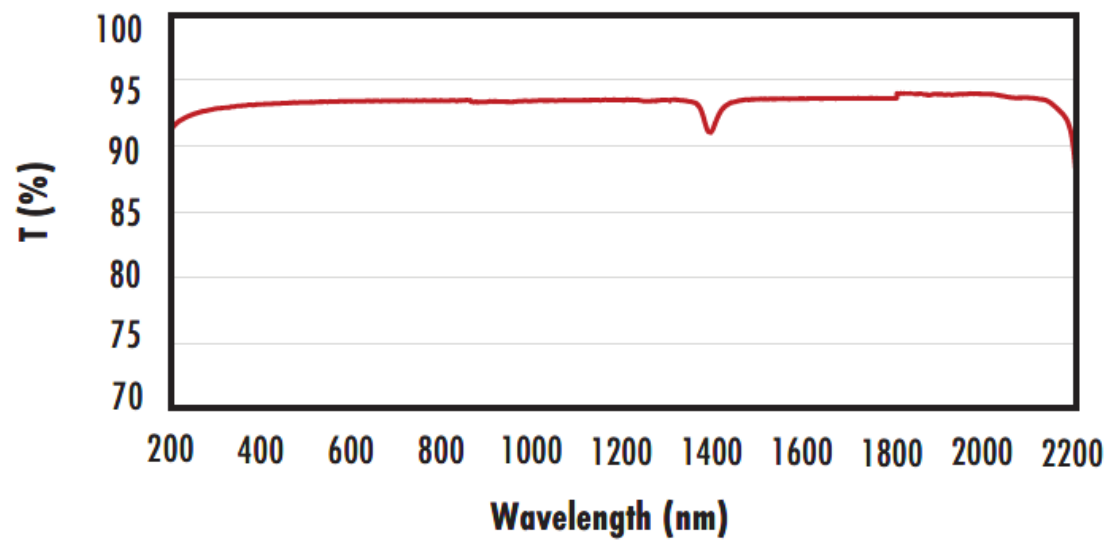
- Sehr gute Eigenschaften vom UV- bis zum IR-Spektrum
- Quarzglassubstrat
- Optische Oberflächenqualität für Laser geeignet

TECHSPEC® Breitbandige Zylinderlinsen für Laseranwendungen zeichnen sich durch präzise Spezifikationen für die anspruchsvollsten Anwendungen aus. Diese Linsen bestehen aus hochwertigem optischem Quarzglas und sind

Technische Informationen

FUSED SILICA

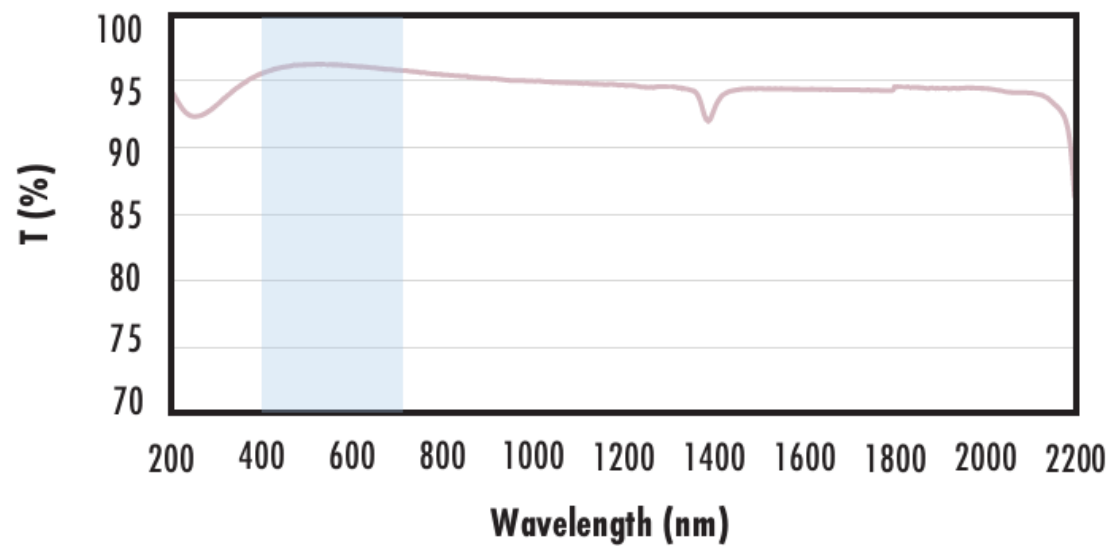
Uncoated Fused Silica Typical Transmission



Typical transmission of an uncoated fused silica window across the UV - NIR spectra.

[Click Here to Download Data](#)

Fused Silica with MgF₂ Coating Typical Transmission



Typical transmission of a fused silica window with MgF₂ (400-700nm) coating at 0° AOI.

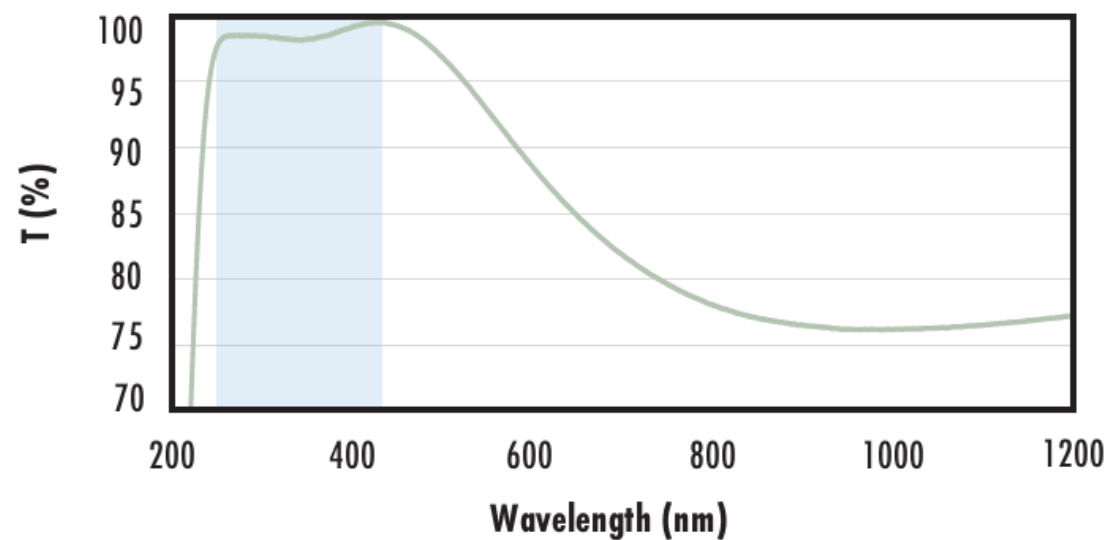
The blue shaded region indicates the coating design wavelength range, with the following specification:

$$R_{avg} \leq 1.75\% @ 400 - 700\text{nm (N-BK7)}$$

Data outside this range is not guaranteed and is for reference only.

[Click Here to Download Data](#)

Fused Silica with UV-AR Coating Typical Transmission



Typical transmission of a fused silica window with UV-AR (250-425nm) coating at 0° AOI.

The blue shaded region indicates the coating design wavelength range, with the following specification:

$$R_{abs} \leq 1.0\% @ 250 - 425\text{nm}$$

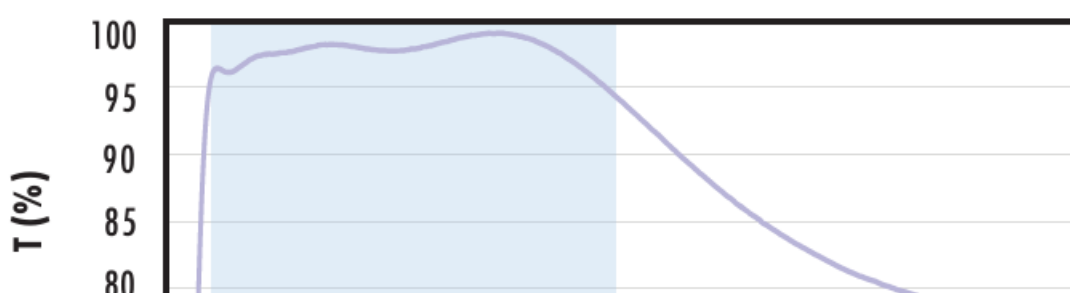
$$R_{avg} \leq 0.75\% @ 250 - 425\text{nm}$$

$$R_{avg} \leq 0.5\% @ 370 - 420\text{nm}$$

Data outside this range is not guaranteed and is for reference only.

[Click Here to Download Data](#)

Fused Silica with UV-VIS Coating Typical Transmission



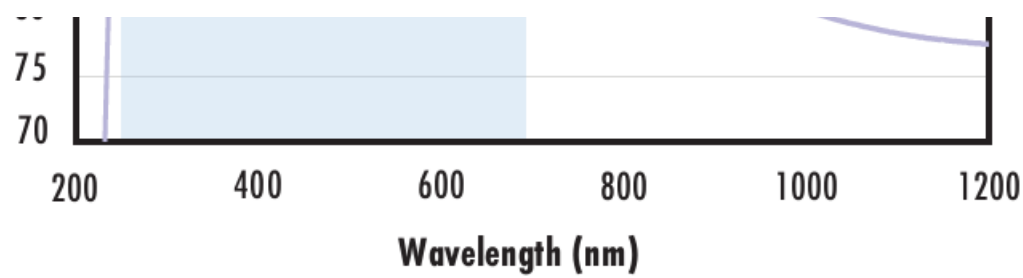
Typical transmission of a fused silica window with UV-VIS (250-700nm) coating at 0° AOI.

The blue shaded region indicates the coating design wavelength range, with the following specification:

$$R_{abs} \leq 1.0\% @ 350 - 450\text{nm}$$

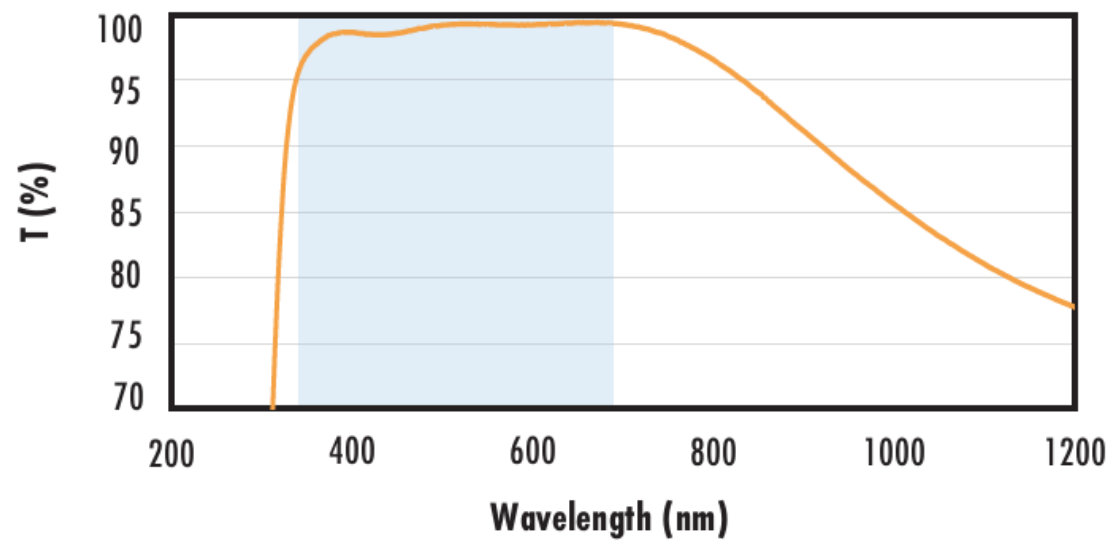
$$R_{avg} \leq 1.5\% @ 250 - 700\text{nm}$$

Data outside this range is not guaranteed and is for reference



only.
[Click Here to Download Data](#)

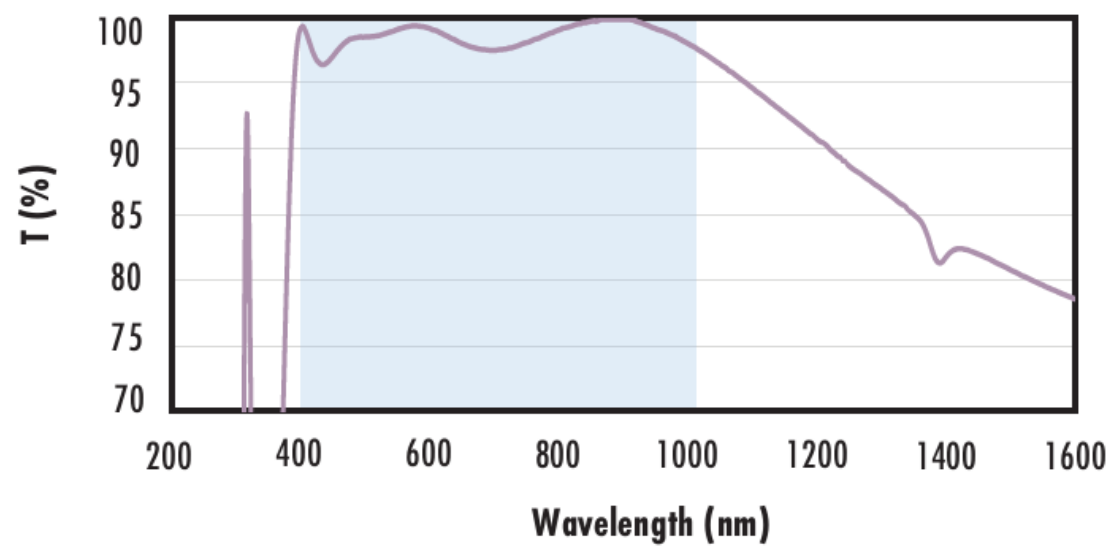
Fused Silica with VIS-EXT Coating Typical Transmission



Typical transmission of a fused silica window with VIS-EXT (350-700nm) coating at 0° AOI.
 The blue shaded region indicates the coating design wavelength range, with the following specification:
 $R_{avg} \leq 0.5\% @ 350 - 700nm$
 Data outside this range is not guaranteed and is for reference only.

[Click Here to Download Data](#)

Fused Silica with VIS-NIR Coating Typical Transmission

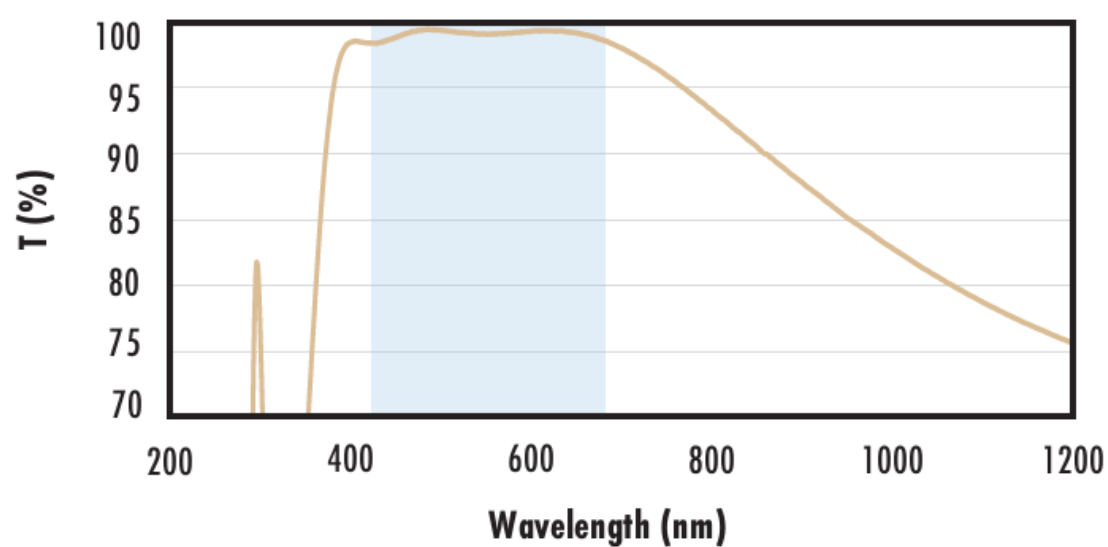


Typical transmission of a fused silica window with VIS-NIR (400-1000nm) coating at 0° AOI.
 The blue shaded region indicates the coating design wavelength range, with the following specification:
 $R_{abs} \leq 0.25\% @ 880nm$
 $R_{avg} \leq 1.25\% @ 400 - 870nm$
 $R_{avg} \leq 1.25\% @ 890 - 1000nm$

Data outside this range is not guaranteed and is for reference only.

[Click Here to Download Data](#)

Fused Silica with VIS 0° Coating Typical Transmission



Typical transmission of a fused silica window with VIS 0° (425-675nm) coating at 0° AOI.

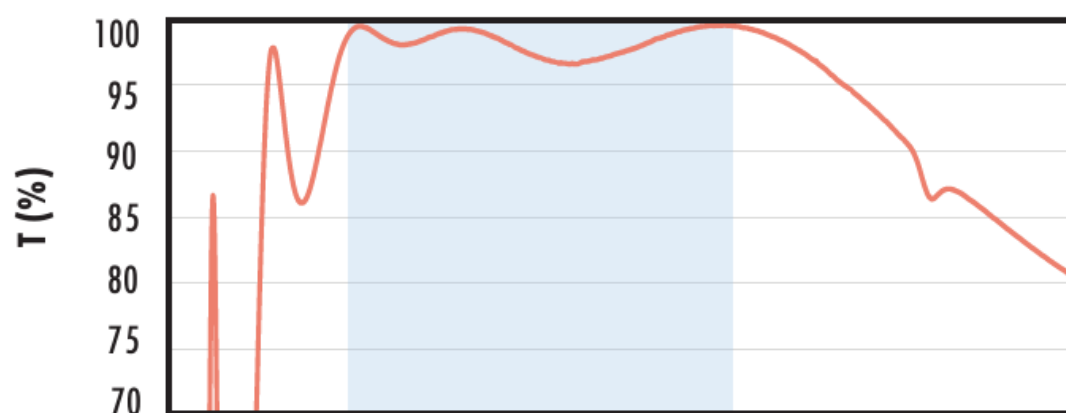
The blue shaded region indicates the coating design wavelength range, with the following specification:

$R_{avg} \leq 0.4\% @ 425 - 675nm$

Data outside this range is not guaranteed and is for reference only.

[Click Here to Download Data](#)

Fused Silica with YAG-BBAR Coating Typical Transmission



Typical transmission of a fused silica window with YAG-BBAR (500-1100nm) coating at 0° AOI.

The blue shaded region indicates the coating design wavelength range, with the following specification:

$R_{abs} \leq 0.25\% @ 532nm$

$R_{abs} \leq 0.25\% @ 1064nm$

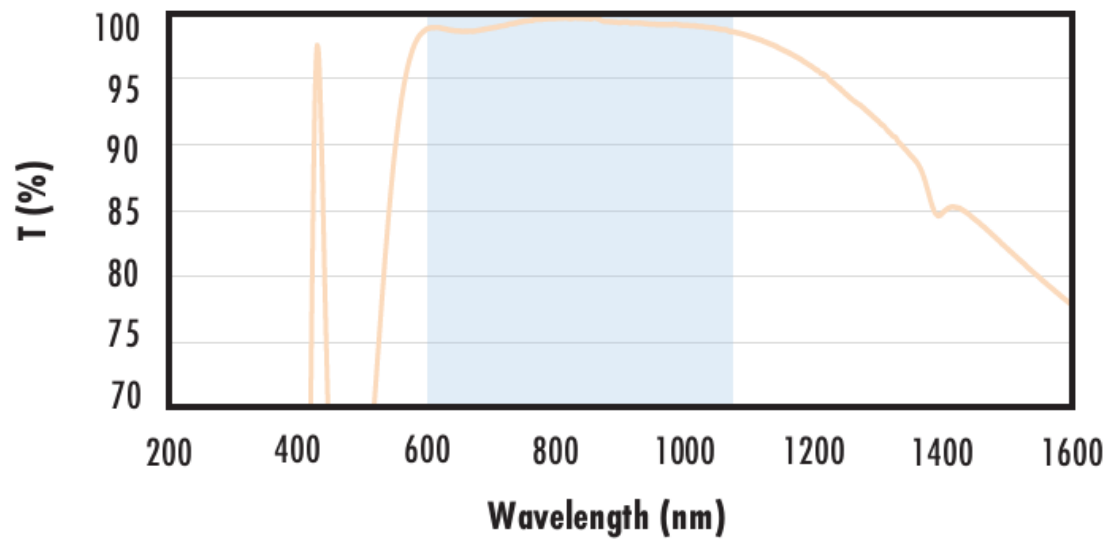
$R_{avg} \leq 1.0\% @ 500 - 1100nm$

Data outside this range is not guaranteed and is for reference only.

[Click Here to Download Data](#)

200 400 600 800 1000 1200 1400 1600
Wavelength (nm)

Fused Silica with NIR I Coating Typical Transmission



Typical transmission of a fused silica window with NIR I (600 - 1050nm) coating at 0° AOI.

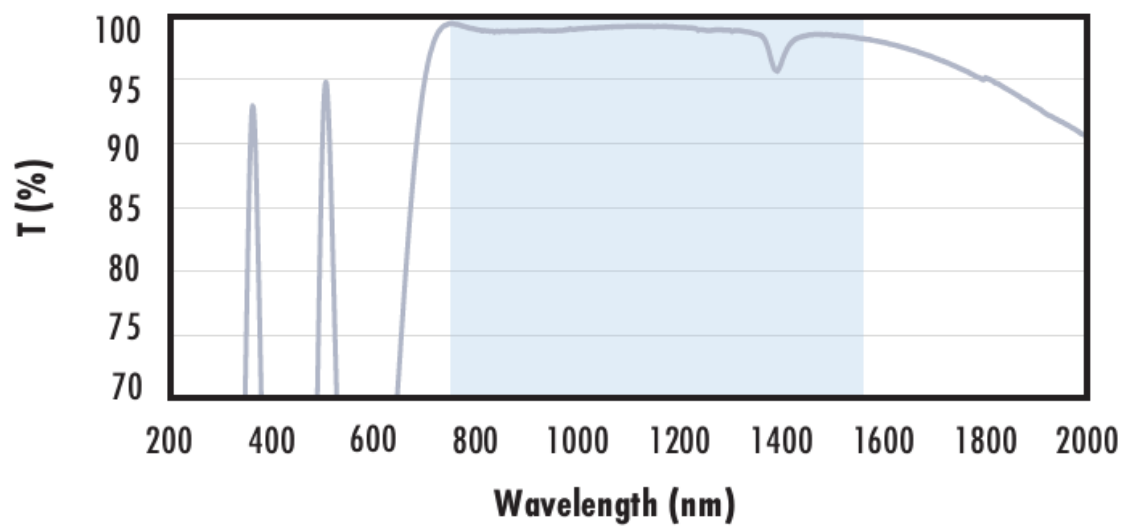
The blue shaded region indicates the coating design wavelength range, with the following specification:

$$R_{avg} \leq 0.5\% @ 600 - 1050nm$$

Data outside this range is not guaranteed and is for reference only.

[Click Here to Download Data](#)

Fused Silica with NIR II Coating Typical Transmission



Typical transmission of a fused silica window with NIR II (750 - 1550nm) coating at 0° AOI.

The blue shaded region indicates the coating design wavelength range, with the following specification:

$$R_{abs} \leq 1.5\% @ 750 - 800nm$$

$$R_{abs} \leq 1.0\% @ 800 - 1550nm$$

$$R_{avg} \leq 0.7\% @ 750 - 1550nm$$

Data outside this range is not guaranteed and is for reference only.

[Click Here to Download Data](#)