


**TECHSPEC® λ/10-Quarzglasfenster, 25 mm D., 2 mm Dicke, VIS-NIR-beschichtet**



Produkt **#84-455** **20+ In Stock**

- 1 + €197<sup>00</sup>

**+ WARENKORB**

Mengenrabatte	
Stk. 1-5	€197,00 stückpreis
Stk. 6-25	€157,00 stückpreis
Stk. 26-49	€147,00 stückpreis
Need More?	<a href="#">Angebotsanfrage</a>

ⓘ Preise exklusiv der geltenden Mehrwertsteuer und Abgaben

Downloadbereich

## SPEZIFIKATIONEN

### Produktdetails

Protective Window **Typ:**

## Physikalische und mechanische Eigenschaften

Protective as needed	<b>Fase:</b>
80	<b>Freie Apertur (%):</b>
20.00	<b>Freie Apertur CA (mm):</b>
25.00 +0.00/-0.20	<b>Durchmesser (mm):</b>
3.00 ±0.10	<b>Dicke (mm):</b>
Fine Ground	<b>Kanten:</b>
522.00	<b>Knoop-Härte (kg/mm<sup>2</sup>):</b>
<5	<b>Parallelität (Bogensekunden):</b>
0.16	<b>Poisson-Zahl:</b>
73	<b>Elastizitätsmodul (GPa):</b>

## Optische Eigenschaften

67.8	<b>Abbe-Zahl (v<sub>d</sub>):</b>
MS-NIR (400-1000nm)	<b>Beschichtung:</b>
<b>Beschichtungsspezifikation:</b> R <sub>abs</sub> ≤ 0.25% @ 880nm R <sub>avg</sub> ≤ 1.25% @ 400 - 870nm R <sub>avg</sub> ≤ 1.25% @ 890 - 1000nm	
1.458	<b>Brechungsindex (n<sub>d</sub>):</b>
<b>Fused Silica</b> (Corning 7980)	<b>Substrat:</b>
20-10	<b>Oberflächenqualität:</b>
N10	<b>Transmittierte Wellenfront, P-V:</b>
400 - 1000	<b>Wellenlängenbereich (nm):</b>
5 J/cm <sup>2</sup> @ 532nm, 10ns	<b>Zerstörschwelle, Referenz:</b> <input type="checkbox"/>

## Materialeigenschaften

0.52 (+5 to +35°C) 0.57 (0 to +200°C) 0.48 (-100 to +200°C)	<b>Thermischer Ausdehnungskoeffizient CTE (10<sup>-6</sup>/°C):</b>
2.20	<b>Dichte (g/cm<sup>3</sup>):</b>

## Konformität mit Standards

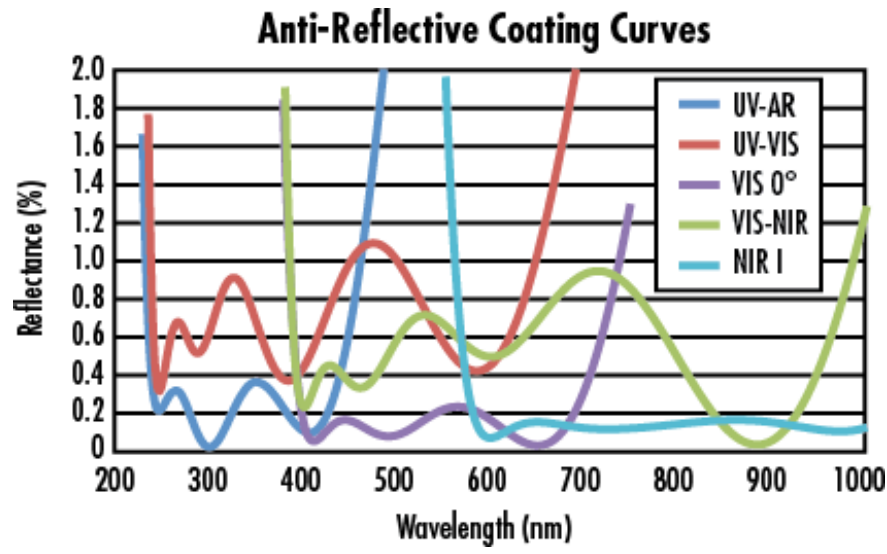
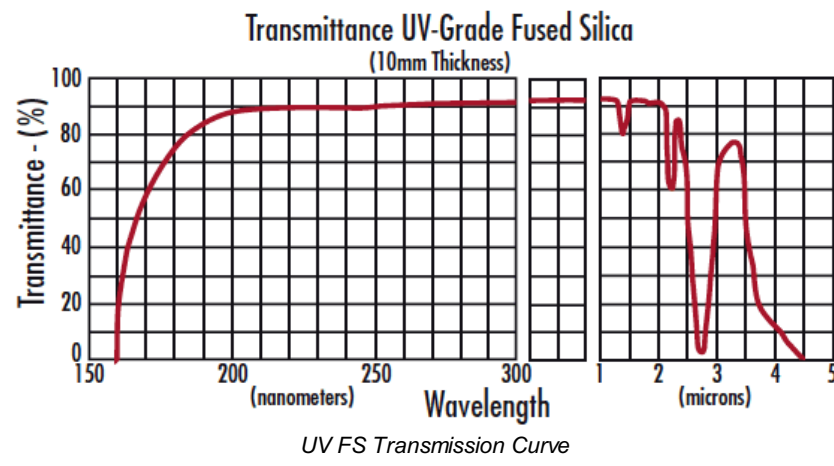
<b>Konform</b>	<b>RoHS 2015:</b>
<b>Konform</b>	<b>Reach 224:</b>
<b>Anzeigen</b>	<b>Konformitätszertifikat:</b>

## PRODUKTDDETAILS

- Fenster mit UV-VIS- und UV-Antireflexionsbeschichtung lieferbar
- Transmittierte Wellenfrontverzerrung von N10
- Rund oder quadratisch mit Größen zwischen 2 und 150 mm
- 1λ- oder N/4-Fenster aus UV-Quarzglas ebenfalls erhältlich

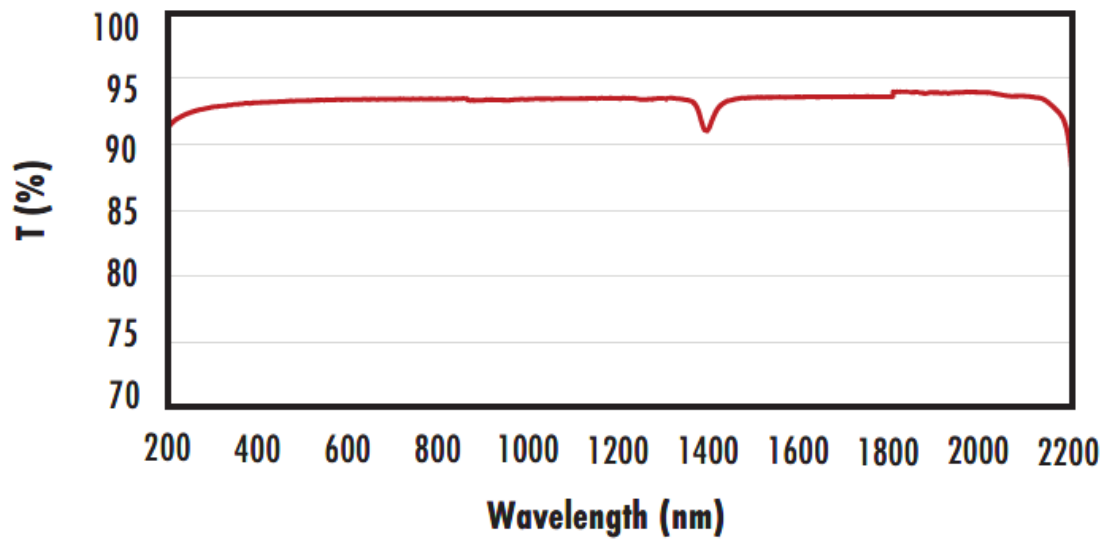
Die TECHSPEC® N10-Fenster aus UV-Quarzglas zeichnen sich durch hohe Parallelität und eine für Laser geeignete Oberflächenqualität aus. Außerdem begrenzen die Fenster die Verzerrung der übertragenen Wellenfront auf N10. Durch die hervorragende Transmission und die ausgezeichneten thermischen Eigenschaften sowie die engen Fertigungstoleranzen eignen sich die Fenster ideal für anspruchsvollste Anwendungen. TECHSPEC® N10-Fenster aus UV-Quarzglas sind rund oder quadratisch in den Größen 2 mm bis 150 mm verfügbar. Die Fenster werden unbeschichtet oder mit Antireflexionsbeschichtungen für den UV-Bereich oder sichtbaren Bereich angeboten.

## TECHNISCHE INFORMATIONEN



**FUSED SILICA**

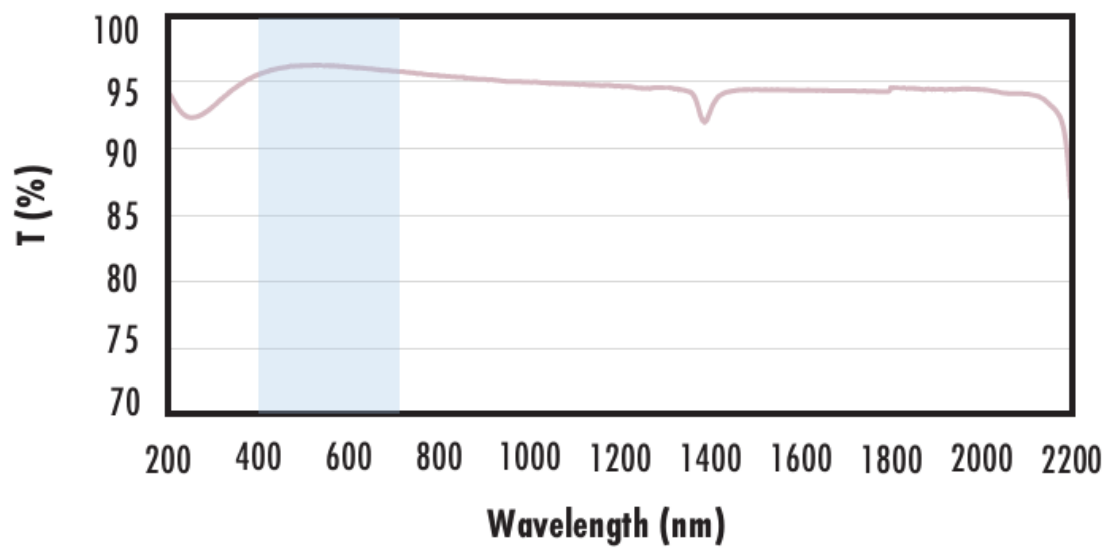
### Uncoated Fused Silica Typical Transmission



Typical transmission of a 3mm thick, uncoated fused silica window across the UV - NIR spectra.

[Click Here to Download Data](#)

### Fused Silica with MgF<sub>2</sub> Coating Typical Transmission



Typical transmission of a 3mm thick fused silica window with MgF<sub>2</sub> (400-700nm) coating at 0° AOI.

The blue shaded region indicates the coating design wavelength range, with the following specification:

$$R_{avg} \leq 1.75\% @ 400 - 700\text{nm (N-BK7)}$$

Data outside this range is not guaranteed and is for reference only.

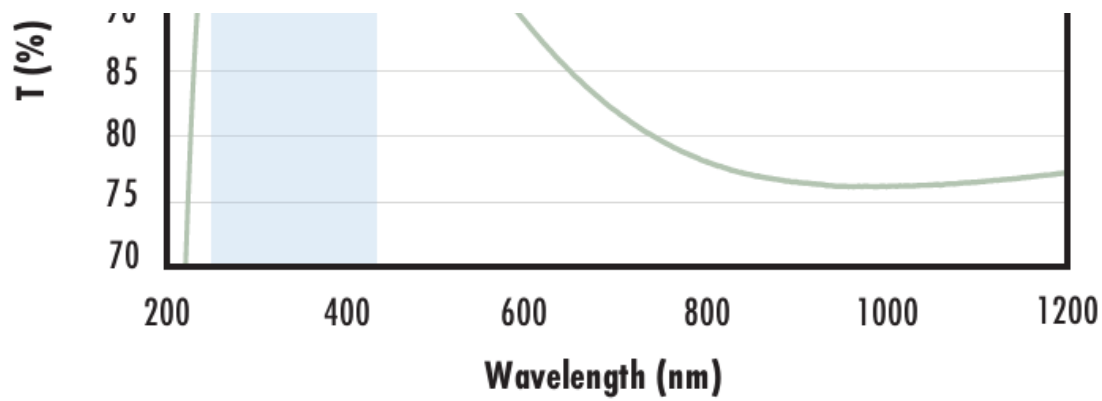
[Click Here to Download Data](#)

### Fused Silica with UV-AR Coating Typical Transmission



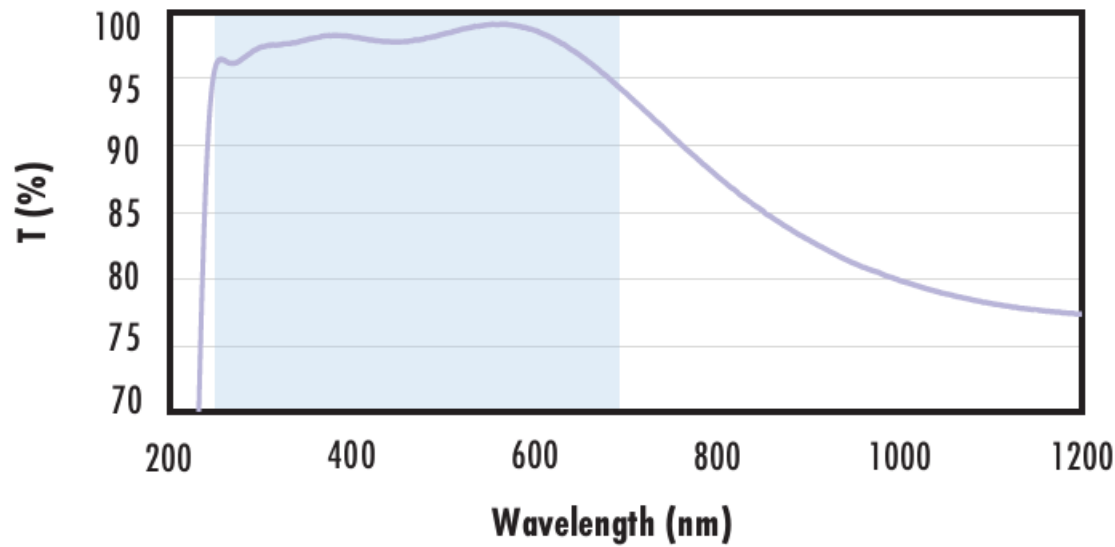
Typical transmission of a 3mm thick fused silica window with UV-AR (250-425nm) coating at 0° AOI.

The blue shaded region indicates the coating design wavelength range, with the following specification:



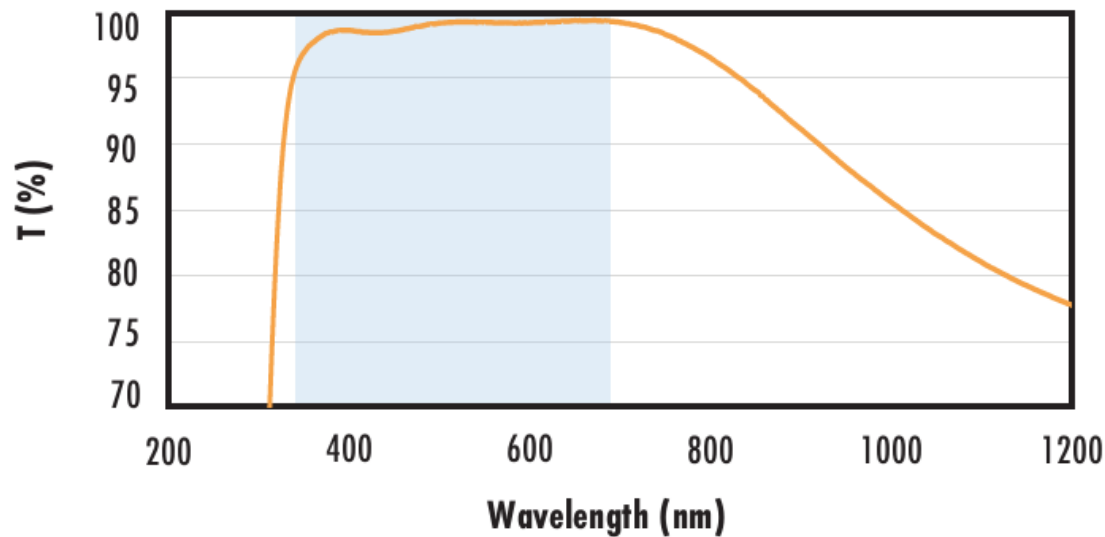
$R_{abs} \leq 1.0\% @ 250 - 425\text{nm}$   
 $R_{avg} \leq 0.75\% @ 250 - 425\text{nm}$   
 $R_{avg} \leq 0.5\% @ 370 - 420\text{nm}$   
 Data outside this range is not guaranteed and is for reference only.  
[Click Here to Download Data](#)

### Fused Silica with UV-VIS Coating Typical Transmission



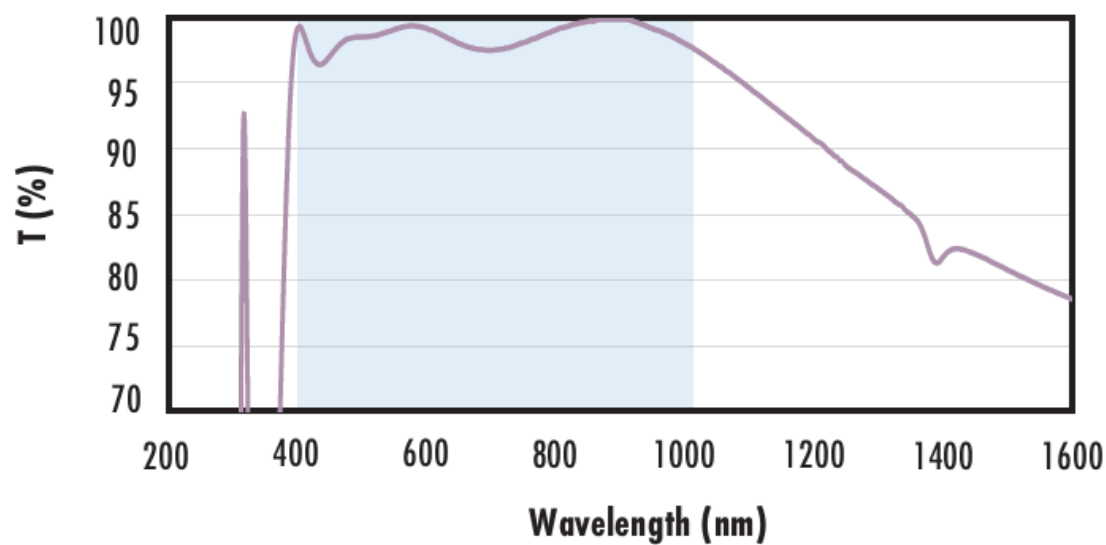
Typical transmission of a 3mm thick fused silica window with UV-VIS (250-700nm) coating at 0° AOI.  
 The blue shaded region indicates the coating design wavelength range, with the following specification:  
 $R_{abs} \leq 1.0\% @ 350 - 450\text{nm}$   
 $R_{avg} \leq 1.5\% @ 250 - 700\text{nm}$   
 Data outside this range is not guaranteed and is for reference only.  
[Click Here to Download Data](#)

### Fused Silica with VIS-EXT Coating Typical Transmission



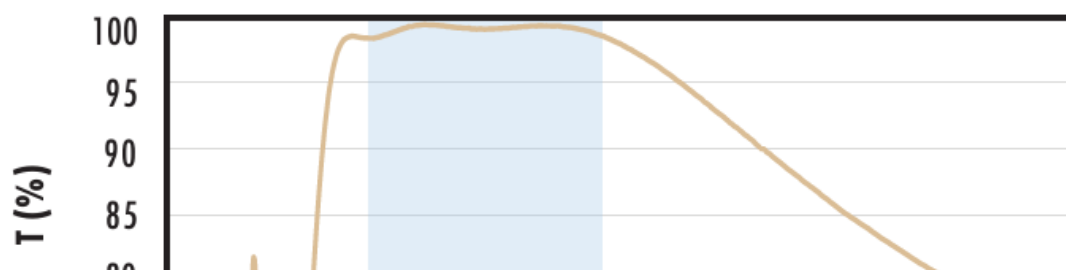
Typical transmission of a 3mm thick fused silica window with VIS-EXT (350-700nm) coating at 0° AOI.  
 The blue shaded region indicates the coating design wavelength range, with the following specification:  
 $R_{avg} \leq 0.5\% @ 350 - 700\text{nm}$   
 Data outside this range is not guaranteed and is for reference only.  
[Click Here to Download Data](#)

### Fused Silica with VIS-NIR Coating Typical Transmission

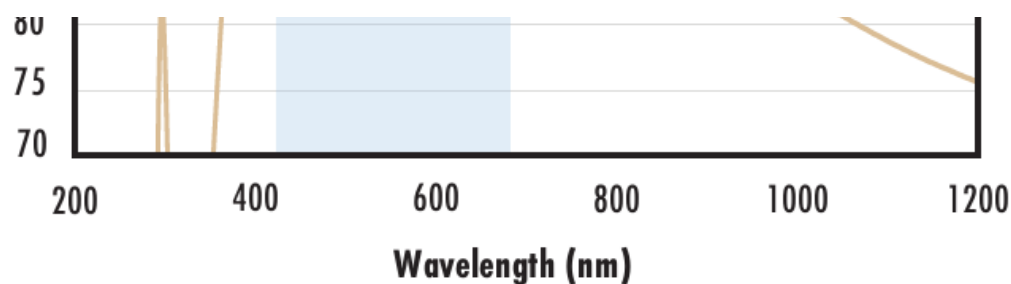


Typical transmission of a 3mm thick fused silica window with VIS-NIR (400-1000nm) coating at 0° AOI.  
 The blue shaded region indicates the coating design wavelength range, with the following specification:  
 $R_{abs} \leq 0.25\% @ 880\text{nm}$   
 $R_{avg} \leq 1.25\% @ 400 - 870\text{nm}$   
 $R_{avg} \leq 1.25\% @ 890 - 1000\text{nm}$   
 Data outside this range is not guaranteed and is for reference only.  
[Click Here to Download Data](#)

### Fused Silica with VIS 0° Coating Typical Transmission

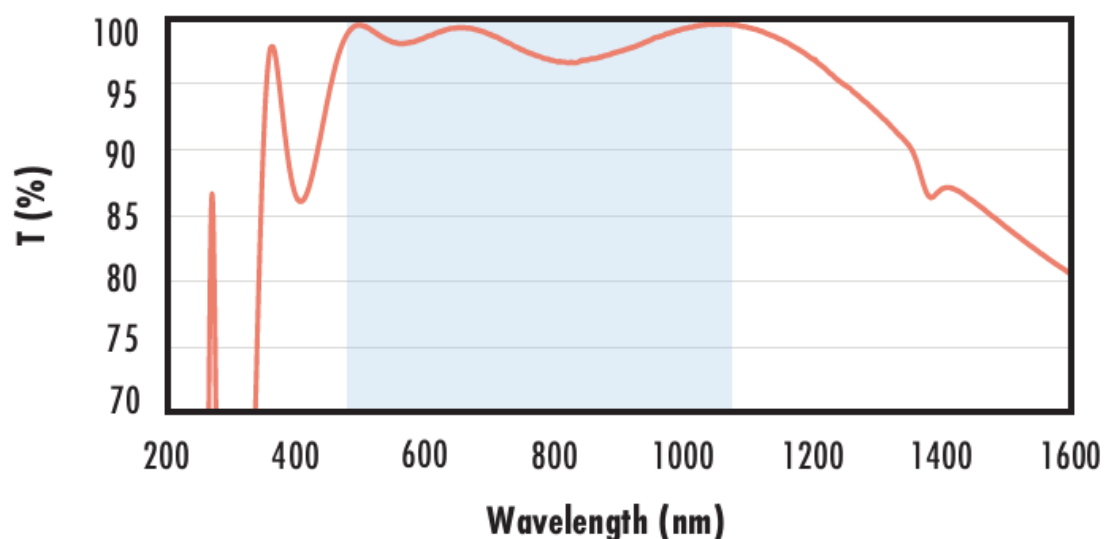


Typical transmission of a 3mm thick fused silica window with VIS 0° (425-675nm) coating at 0° AOI.  
 The blue shaded region indicates the coating design wavelength range, with the following specification:  
 $R_{avg} \leq 0.4\% @ 425 - 675\text{nm}$   
 Data outside this range is not guaranteed and is for reference only.



only.  
[Click Here to Download Data](#)

### Fused Silica with YAG-BBAR Coating Typical Transmission



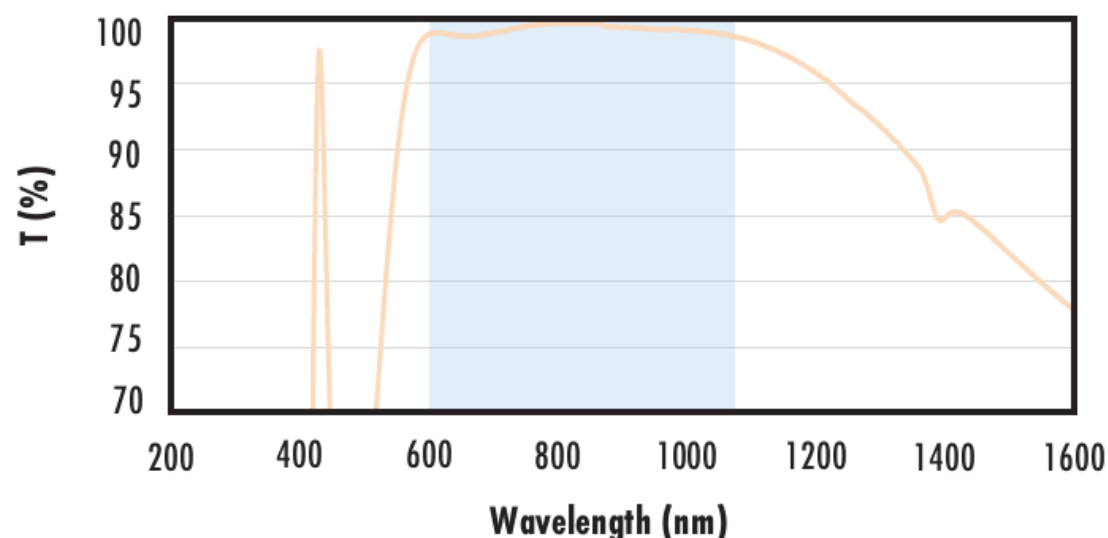
Typical transmission of a 3mm thick fused silica window with YAG-BBAR (500-1100nm) coating at 0° AOI.  
 The blue shaded region indicates the coating design wavelength range, with the following specification:

$R_{abs} \leq 0.25\% @ 532nm$   
 $R_{abs} \leq 0.25\% @ 1064nm$   
 $R_{avg} \leq 1.0\% @ 500 - 1100nm$

Data outside this range is not guaranteed and is for reference only.

[Click Here to Download Data](#)

### Fused Silica with NIR I Coating Typical Transmission



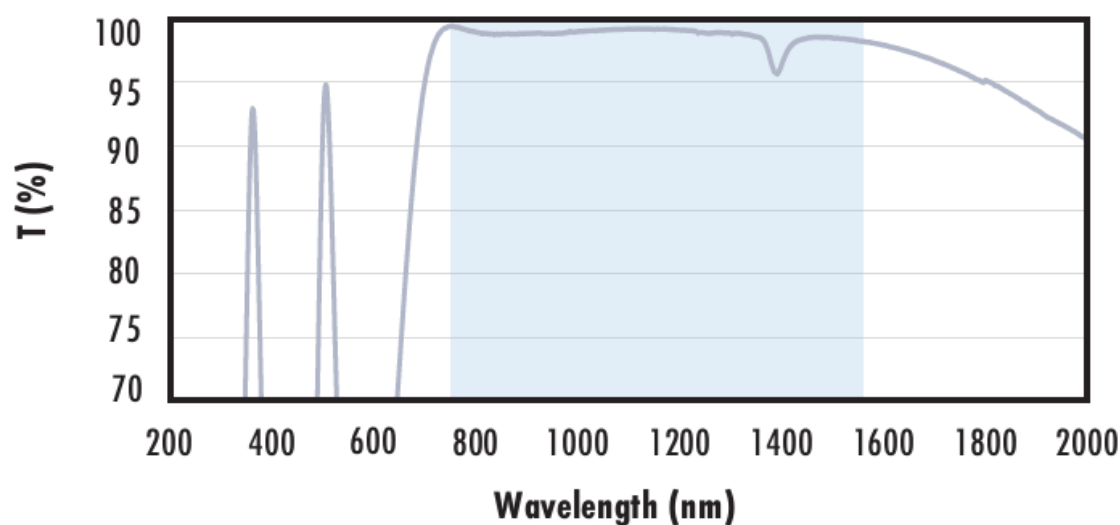
Typical transmission of a 3mm thick fused silica window with NIR I (600 - 1050nm) coating at 0° AOI.  
 The blue shaded region indicates the coating design wavelength range, with the following specification:

$R_{avg} \leq 0.5\% @ 600 - 1050nm$

Data outside this range is not guaranteed and is for reference only.

[Click Here to Download Data](#)

### Fused Silica with NIR II Coating Typical Transmission



Typical transmission of a 3mm thick fused silica window with NIR II (750 - 1550nm) coating at 0° AOI.  
 The blue shaded region indicates the coating design wavelength range, with the following specification:

$R_{abs} \leq 1.5\% @ 750 - 800nm$   
 $R_{abs} \leq 1.0\% @ 800 - 1550nm$   
 $R_{avg} \leq 0.7\% @ 750 - 1550nm$

Data outside this range is not guaranteed and is for reference only.

[Click Here to Download Data](#)

## BESCHICHTUNGSKURVEN

## KUNDENSPEZIFISCHE PRODUKTE

Edmund Optics bietet einen umfangreichen kundenspezifischen Fertigungsservice für Optik- und Bildverarbeitungs-komponenten an, speziell hergestellt für Ihre Anwendungsanforderungen. Wir ermöglichen flexible Lösungen für Ihre Bedürfnisse – von der Prototypenphase bis zur Serienfertigung. Unsere erfahrenen IngenieurInnen freuen sich auf die Zusammenarbeit und unterstützen Sie bei jedem Projektschritt.

Unser Service beinhaltet:

- Kundenspezifische Abmessungen, Materialien und mehr
- Hochpräzise Oberflächenqualität und -ebenheit
- Enge Toleranzen und komplexe Formen

- Skalierbare Produktion – vom Prototypen zur Serie  
Erfahren Sie mehr über unsere [kundenspezifischen Fertigungsmöglichkeiten](#) oder senden Sie [hier](#) eine Anfrage.

## KOMPATIBLE HALTERUNGEN

---