

TECHSPEC® 25mm D. x -100mm BW, unbeschichtet, UV DCV Linse



UV Fused Silica Plano-Concave (PCV) Lenses



Produkt **#48-328** **20+ In Stock**

[Andere Beschichtungen](#)

⊖ 1 ⊕ €145⁰⁰

+ WARENKORB

Mengenrabatte	
Stk. 1-5	€145,00 stückpreis
Stk. 6-25	€116,00 stückpreis
Stk. 26-49	€109,00 stückpreis
Need More?	Angebotsanfrage

ⓘ Preise exklusiv der geltenden Mehrwertsteuer und Abgaben

Downloadbereich

Produktdetails

Double-Concave Lens

Typ:

Max. Flat Annulus is 0,3mm

Hinweis:

Physikalische und mechanische Eigenschaften

25.00 +0.0/-0.025 Durchmesser (mm):

2.50 Mittendicke CT (mm):

±0.10 Toleranz Mittendicke (mm):

<1 Zentrierung (Bogenminuten):

24.0 Freie Apertur CA (mm):

4.12 Randdicke ET (mm):

Optische Eigenschaften

-100.00 Effektive Brennweite EFL (mm):

Fused Silica (Corning 7980) Substrat:

4.00 Blende:

0.13 Numerische Apertur NA:

Uncoated Beschichtung:

200 - 2200 Wellenlängenbereich (nm):

-100.85 Hintere Brennweite BFL (mm):

587.6 Designwellenlänge Brennweite (nm):

±2 Toleranz Brennweite (%):

-92.08 Radius $R_1=R_2$ (mm):

40-20 Oberflächenqualität:

1.5λ Power (P-V) @ 632,8 nm:

λ/4 Unregelmäßigkeit (P-V) @ 632,8 nm:

Konformität mit Standards

Konform RoHS 2015:

Konform Reach 219:

Anzeigen Konformitätszertifikat:

Gewünschte Spezifikationen nicht dabei?

Edmund Optics bietet einen umfangreichen kundenspezifischen Fertigungsservice für Optik- und Bildverarbeitungs-komponenten an, speziell hergestellt für Ihre Anwendungsanforderungen. Wir ermöglichen flexible Lösungen für Ihre Bedürfnisse – von der Prototypenphase bis zur Serienfertigung. Unsere erfahrenen IngenieurInnen freuen sich auf die Zusammenarbeit und unterstützen Sie bei jedem Projektschritt.

Unser Service beinhaltet:

- Kundenspezifische Abmessungen, Materialien und mehr
- Hochpräzise Oberflächenqualität und -ebenheit
- Enge Toleranzen und komplexe Formen
- Skalierbare Produktion – vom Prototypen zur Serie

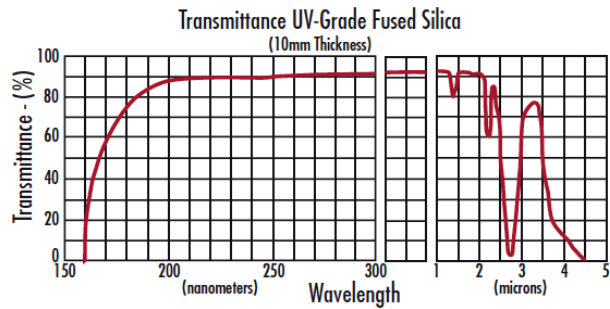
Erfahren Sie mehr über unsere [kundenspezifischen Fertigungsmöglichkeiten](#) oder senden Sie [hier](#) eine Anfrage.

Produktdetails

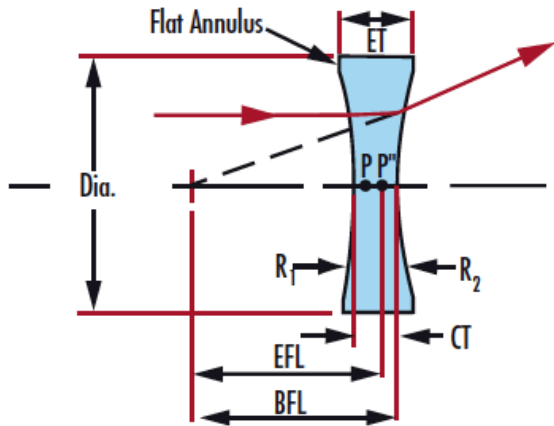
- Negative Brennweite für Strahlaufweitung oder Lichtprojektion
- Wellenlängenbereich von 200 - 2200 nm
- Mit UV-AR-Beschichtung erhältlich

Diese hochqualitativen optischen Elemente werden mit CNC-Maschinen nach dem neuesten Stand der Technik gefertigt. Die UV-Linsen werden aus synthetischem Quarzglas hergestellt. Zusätzlich zur exzellenten Transmission und hohen Temperaturbeständigkeit, bieten die Linsen eine besonders hohe chemische Reinheit. Diese Linsen sind die ideale Wahl für viele Laseranwendungen und bildgebende Anwendungen, besonders im UV-Bereich. Die breitbandige Antireflexbeschichtung ermöglicht eine höhere Transmission im UV-Bereich.

Technische Informationen

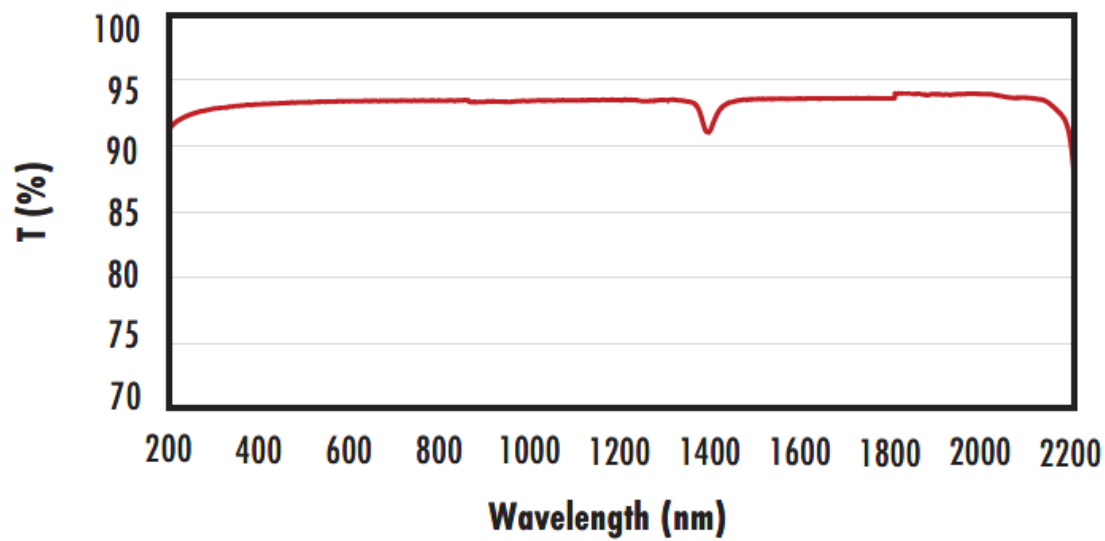


UV FS Transmission Curve



FUSED SILICA

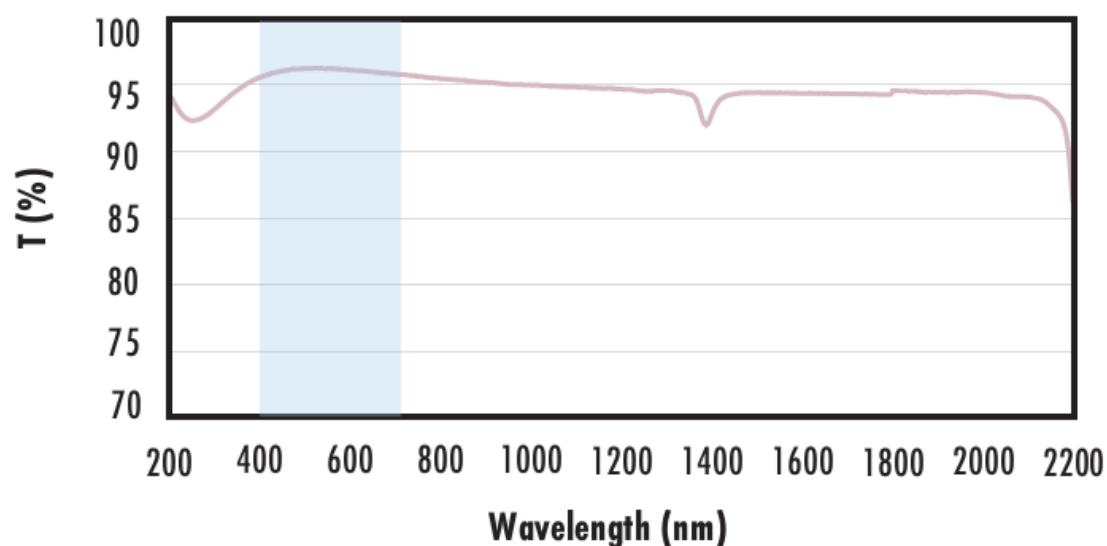
Uncoated Fused Silica
Typical Transmission



Typical transmission of a 3mm thick, uncoated fused silica window across the UV - NIR spectra.

[Click Here to Download Data](#)

Fused Silica with MgF₂ Coating
Typical Transmission



Typical transmission of a 3mm thick fused silica window with MgF₂ (400-700nm) coating at 0° AOI.

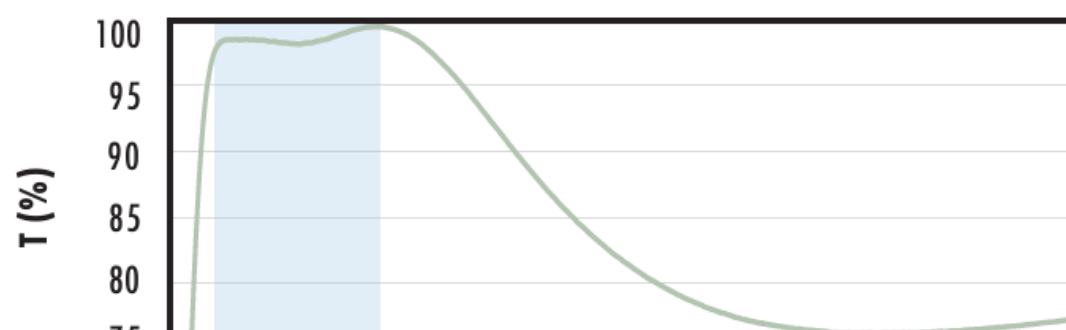
The blue shaded region indicates the coating design wavelength range, with the following specification:

$$R_{avg} \leq 1.75\% @ 400 - 700\text{nm (N-BK7)}$$

Data outside this range is not guaranteed and is for reference only.

[Click Here to Download Data](#)

Fused Silica with UV-AR Coating
Typical Transmission



Typical transmission of a 3mm thick fused silica window with UV-AR (250-425nm) coating at 0° AOI.


The blue shaded region indicates the coating design wavelength range, with the following specification:

$$R_{abs} \leq 1.0\% @ 250 - 425\text{nm}$$

$$R_{avg} \leq 0.75\% @ 250 - 425\text{nm}$$

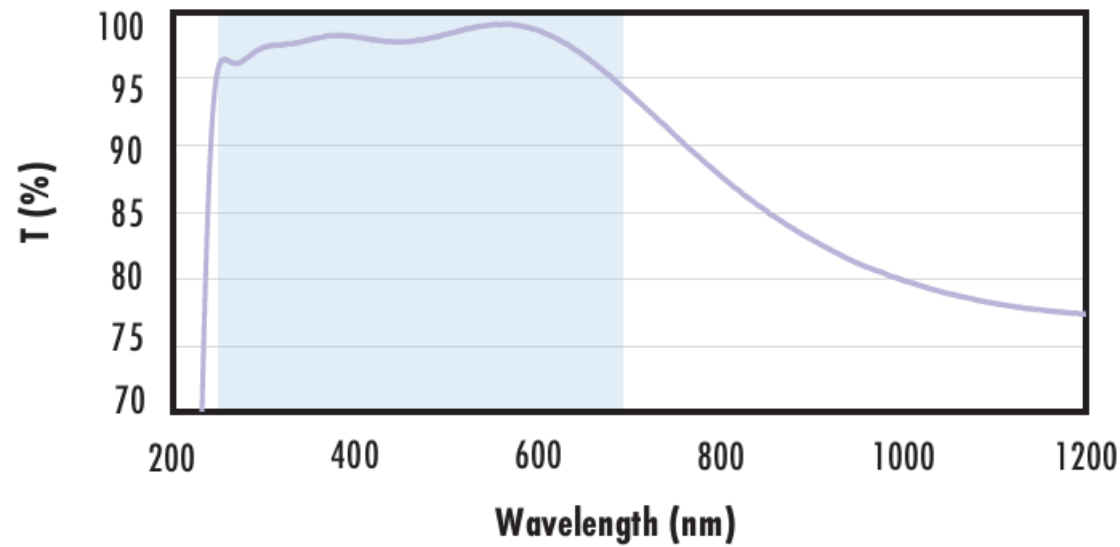
$$R_{avg} \leq 0.5\% @ 370 - 420\text{nm}$$

Data outside this range is not guaranteed and is for reference only.



[Click Here to Download Data](#)

Fused Silica with UV-VIS Coating Typical Transmission



Typical transmission of a 3mm thick fused silica window with UV-VIS (250-700nm) coating at 0° AOI.

The blue shaded region indicates the coating design wavelength range, with the following specification:

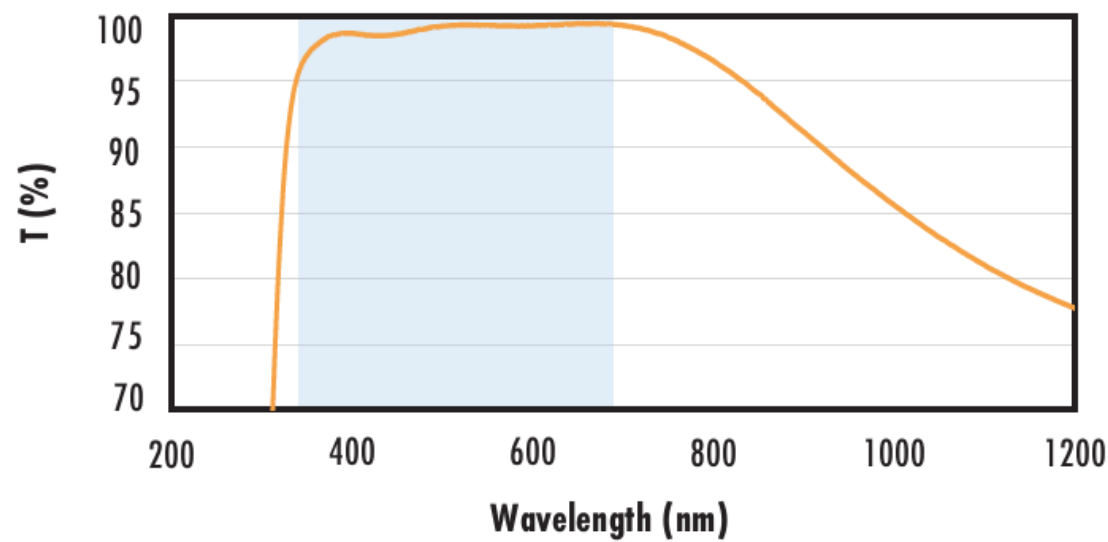
$$R_{abs} \leq 1.0\% \text{ @ } 350 - 450\text{nm}$$

$$R_{avg} \leq 1.5\% \text{ @ } 250 - 700\text{nm}$$

Data outside this range is not guaranteed and is for reference only.

[Click Here to Download Data](#)

Fused Silica with VIS-EXT Coating Typical Transmission



Typical transmission of a 3mm thick fused silica window with VIS-EXT (350-700nm) coating at 0° AOI.

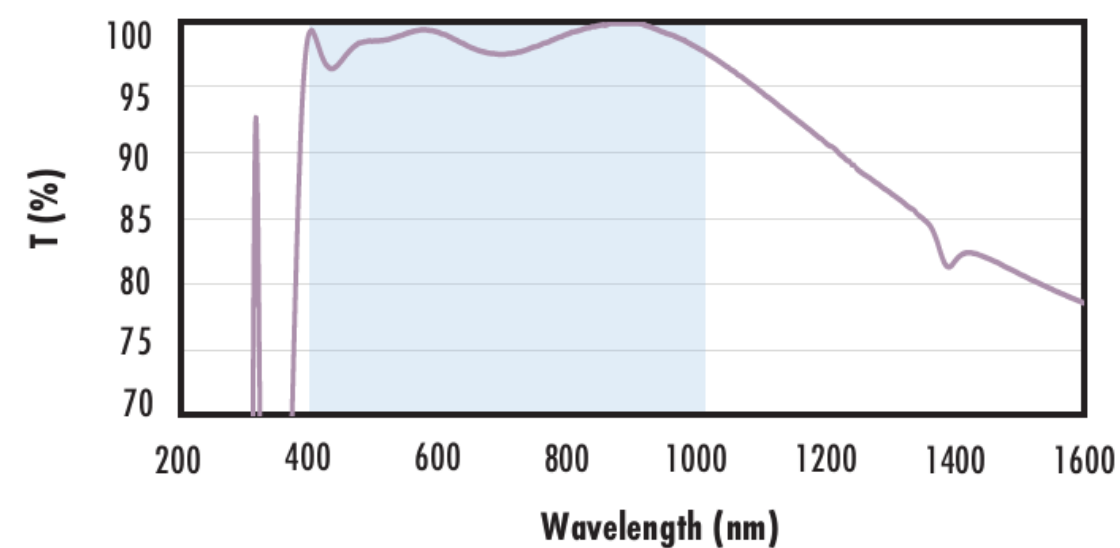
The blue shaded region indicates the coating design wavelength range, with the following specification:

$$R_{avg} \leq 0.5\% \text{ @ } 350 - 700\text{nm}$$

Data outside this range is not guaranteed and is for reference only.

[Click Here to Download Data](#)

Fused Silica with VIS-NIR Coating Typical Transmission



Typical transmission of a 3mm thick fused silica window with VIS-NIR (400-1000nm) coating at 0° AOI.

The blue shaded region indicates the coating design wavelength range, with the following specification:

$$R_{abs} \leq 0.25\% \text{ @ } 880\text{nm}$$

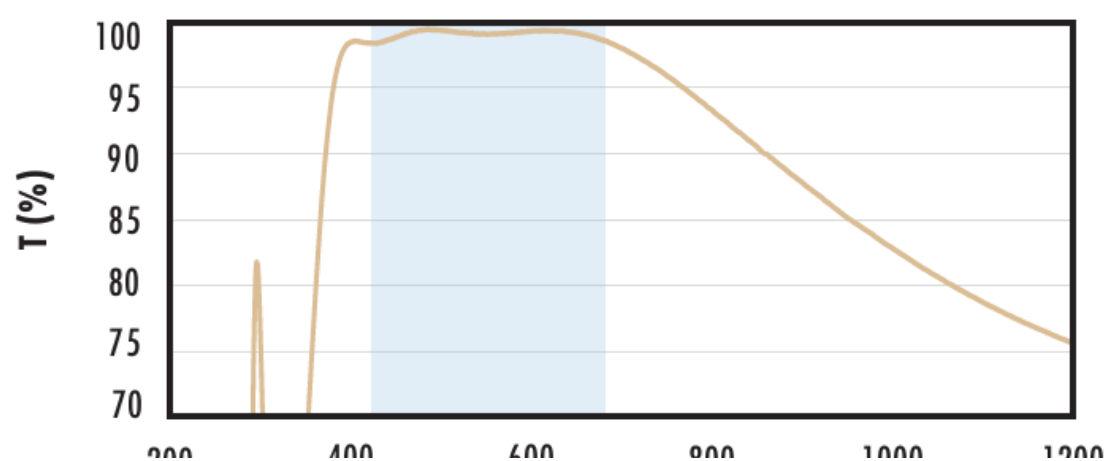
$$R_{avg} \leq 1.25\% \text{ @ } 400 - 870\text{nm}$$

$$R_{avg} \leq 1.25\% \text{ @ } 890 - 1000\text{nm}$$

Data outside this range is not guaranteed and is for reference only.

[Click Here to Download Data](#)

Fused Silica with VIS 0° Coating Typical Transmission



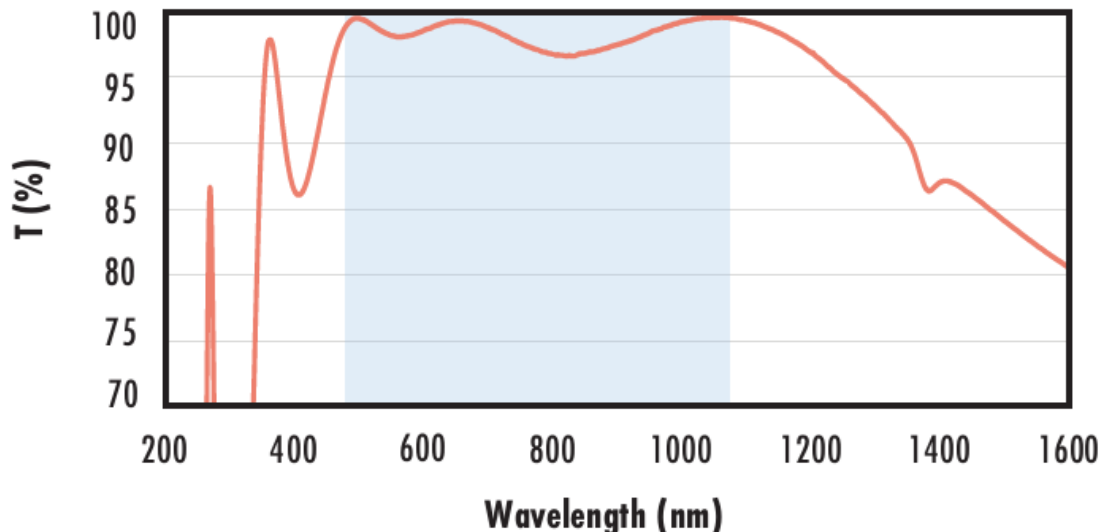
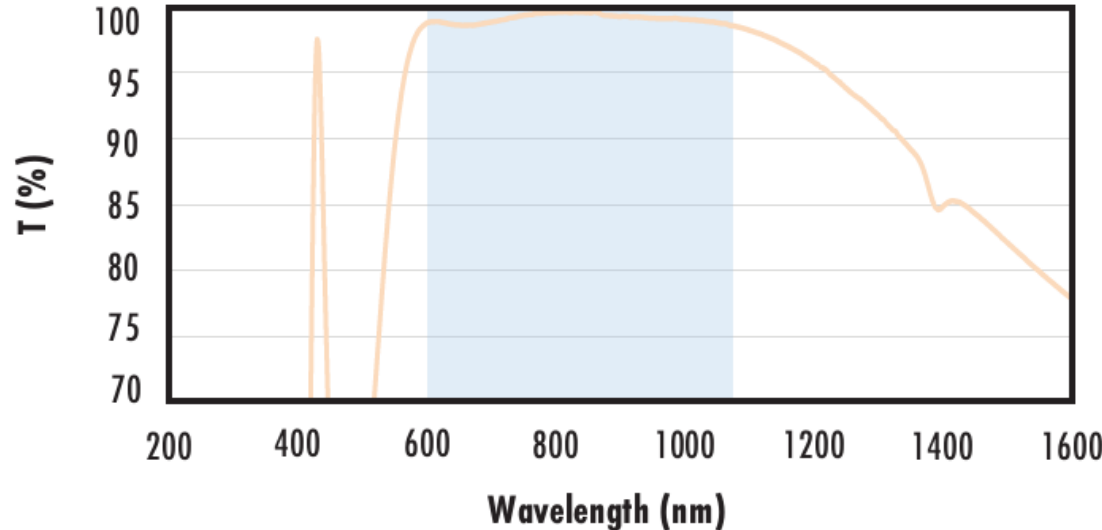
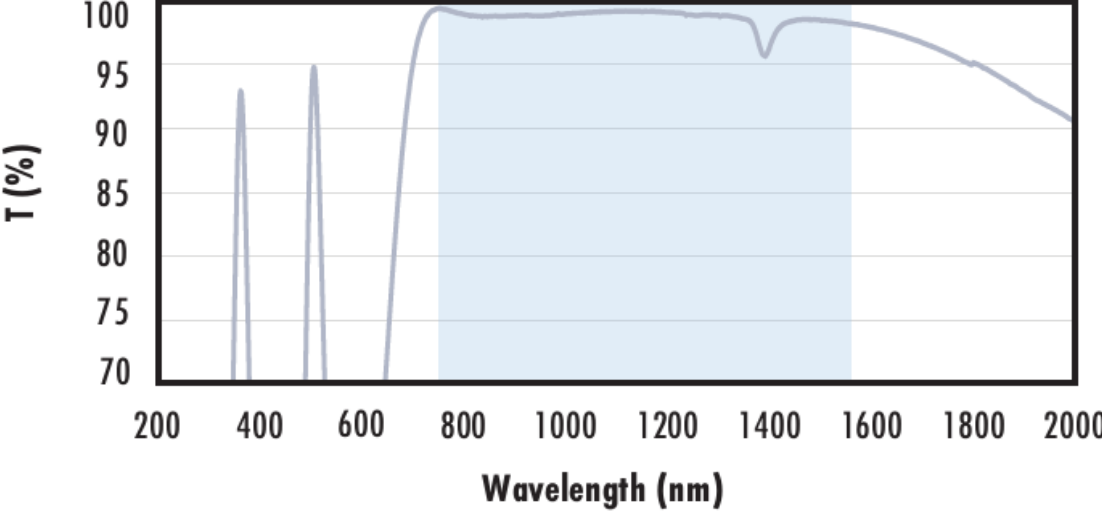
Typical transmission of a 3mm thick fused silica window with VIS 0° (425-675nm) coating at 0° AOI.

The blue shaded region indicates the coating design wavelength range, with the following specification:

$$R_{avg} \leq 0.4\% \text{ @ } 425 - 675\text{nm}$$

Data outside this range is not guaranteed and is for reference only.

[Click Here to Download Data](#)

<p style="text-align: center;">200 400 600 800 1000 1200</p> <p style="text-align: center;">Wavelength (nm)</p>	
<p style="text-align: center;">Fused Silica with YAG-BBAR Coating Typical Transmission</p> 	<p>Typical transmission of a 3mm thick fused silica window with YAG-BBAR (500-1100nm) coating at 0° AOI.</p> <p>The blue shaded region indicates the coating design wavelength range, with the following specification:</p> <p style="text-align: center;">$R_{abs} \leq 0.25\% @ 532nm$ $R_{abs} \leq 0.25\% @ 1064nm$ $R_{avg} \leq 1.0\% @ 500 - 1100nm$</p> <p>Data outside this range is not guaranteed and is for reference only.</p> <p style="text-align: center;">Click Here to Download Data</p>
<p style="text-align: center;">Fused Silica with NIR I Coating Typical Transmission</p> 	<p>Typical transmission of a 3mm thick fused silica window with NIR I (600 - 1050nm) coating at 0° AOI.</p> <p>The blue shaded region indicates the coating design wavelength range, with the following specification:</p> <p style="text-align: center;">$R_{avg} \leq 0.5\% @ 600 - 1050nm$</p> <p>Data outside this range is not guaranteed and is for reference only.</p> <p style="text-align: center;">Click Here to Download Data</p>
<p style="text-align: center;">Fused Silica with NIR II Coating Typical Transmission</p> 	<p>Typical transmission of a 3mm thick fused silica window with NIR II (750 - 1550nm) coating at 0° AOI.</p> <p>The blue shaded region indicates the coating design wavelength range, with the following specification:</p> <p style="text-align: center;">$R_{abs} \leq 1.5\% @ 750 - 800nm$ $R_{abs} \leq 1.0\% @ 800 - 1550nm$ $R_{avg} \leq 0.7\% @ 750 - 1550nm$</p> <p>Data outside this range is not guaranteed and is for reference only.</p> <p style="text-align: center;">Click Here to Download Data</p>

Kompatible Halterungen