


TECHSPEC® Ultradünnes Fenster aus Quarzglas, 25 mm Durchmesser, VIS-NIR-beschichtet



Produkt #24-245 **5 In Stock**

⊖ 1 ⊕ €220⁰⁰

+ WARENKORB

Mengenrabatte	
Stk. 1-5	€220,00 stückpreis
Stk. 6-25	€176,00 stückpreis
Stk. 26-49	€165,00 stückpreis
Need More?	Angebotsanfrage

ⓘ Preise exklusiv der geltenden Mehrwertsteuer und Abgaben

Downloadbereich

Produktdetails

Protective Window

Typ:

Glass

Fenstertyp:

Physikalische und mechanische Eigenschaften

21.25

Freie Apertur CA (mm):

25.00 +0.00/-0.10	Durchmesser (mm):
0.20 ±0.025	Dicke (mm):
Protective as needed	Fase:
Fine Ground	Kanten:
<1	Parallelität (Bogensekunden):
0.16	Poisson-Zahl:
73	Elastizitätsmodul (GPa):
522.00	Knoop-Härte (kg/mm²):

Optische Eigenschaften

VIS-NIR (400-1000nm)	Beschichtung:
Fused Silica (Coming 7980)	Substrat: <input type="checkbox"/>
1.458	Brechungsindex (n_d):
60-40	Oberflächenqualität:
λ/2	Transmittierte Wellenfront, P-V:
64.17	Abbe-Zahl (v_d):
Beschichtungsspezifikation:	
R _{abs} ≤ 0.25% @ 880nm	
R _{avg} ≤ 1.25% @ 400 - 870nm	
R _{avg} ≤ 1.25% @ 890 - 1000nm	
400 - 1000	Wellenlängenbereich (nm):
Zerstörschwelle, Referenz: <input type="checkbox"/>	
5 J/cm ² @ 532nm, 10ns	

Materialeigenschaften

2.20	Dichte (g/cm³):
Thermischer Ausdehnungskoeffizient CTE (10⁻⁶/°C):	
0.52 (+5 to +35°C)	
0.57 (0 to +200°C)	
0.48 (-100 to +200°C)	

Konformität mit Standards

Konform	RoHS 2015:
Anzeigen	Konformitätszertifikat:
Konform	Reach 235:

Produktdetails

- Besonders dünne 0,20 mm Dicke
- UV-Quarzglassubstrat
- Sehr leicht

Die TECHSPEC® ultradünnen Fenster aus Quarzglas haben nur 1/5 der Dicke der standardmäßigen Quarzglasfenster, bieten aber die gleichen positiven Eigenschaften von Quarzglas, inklusive geringer thermischer Ausdehnung, hervorragender Resistenz gegenüber Chemikalien und hoher UV-Transmission. Anders als gewöhnliche Schutzgläser besitzen diese Fenster polierte Oberflächen, um einen einheitlichen transmittierten Wellenfrontfehler zu ermöglichen. Das extrem dünne Design macht die Fenster ideal für gewichts- und platzkritische Anwendungen, vor allem solche, die eine breitbandige Transmission vom UV bis zum NIR erfordern. Die TECHSPEC® ultradünnen Fenster aus Quarzglas sind ideal für tragbare medizinische Geräte, andere portable technische Geräte sowie tragbare UV-Lichter.

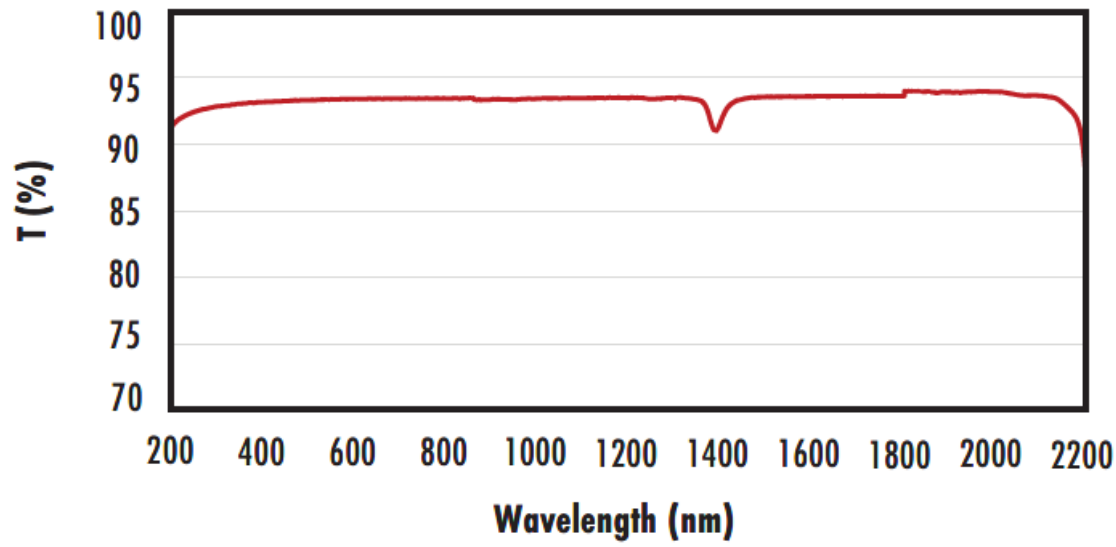
Bitte beachten Sie: Die ultradünnen Fenster sind sehr zerbrechlich. Behandeln Sie die Fenster sehr vorsichtig.

Technische Informationen



FUSED SILICA

**Uncoated Fused Silica
Typical Transmission**



Typical transmission of a 3mm thick, uncoated fused silica window across the UV - NIR spectra.

[Click Here to Download Data](#)

**Fused Silica with MgF₂ Coating
Typical Transmission**



Typical transmission of a 3mm thick fused silica window with MgF₂ (400-700nm) coating at 0° AOI.

The blue shaded region indicates the coating design wavelength range, with the following specification:

$$R_{avg} \leq 1.75\% @ 400 - 700\text{nm (N-BK7)}$$

Data outside this range is not guaranteed and is for reference only.

[Click Here to Download Data](#)

**Fused Silica with UV-AR Coating
Typical Transmission**



Typical transmission of a 3mm thick fused silica window with UV-AR (250-425nm) coating at 0° AOI.

The blue shaded region indicates the coating design wavelength range, with the following specification:

$$R_{abs} \leq 1.0\% @ 250 - 425\text{nm}$$

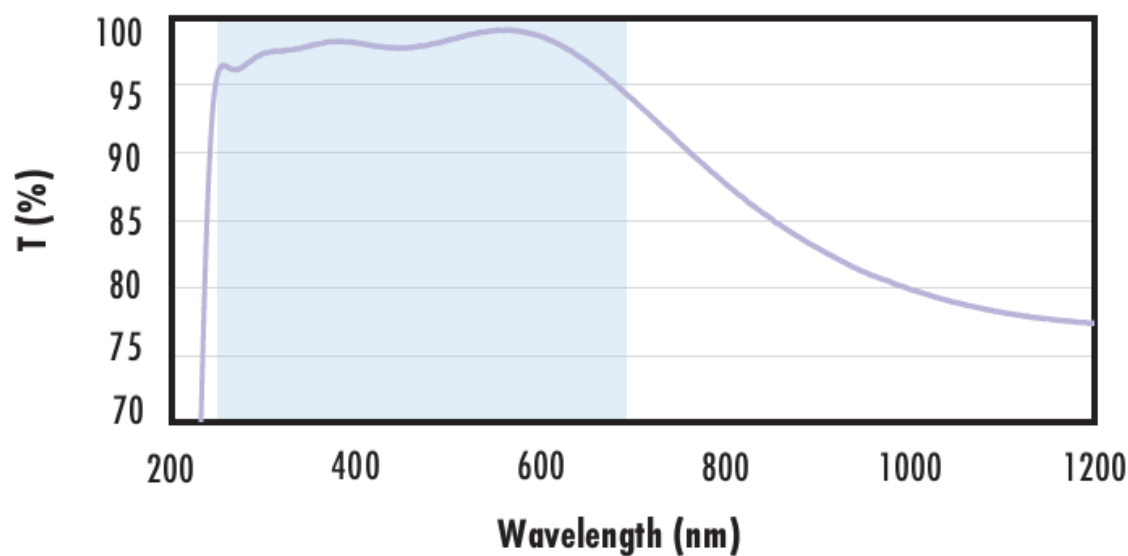
$$R_{avg} \leq 0.75\% @ 250 - 425\text{nm}$$

$$R_{avg} \leq 0.5\% @ 370 - 420\text{nm}$$

Data outside this range is not guaranteed and is for reference only.

[Click Here to Download Data](#)

**Fused Silica with UV-VIS Coating
Typical Transmission**



Typical transmission of a 3mm thick fused silica window with UV-VIS (250-700nm) coating at 0° AOI.

The blue shaded region indicates the coating design wavelength range, with the following specification:

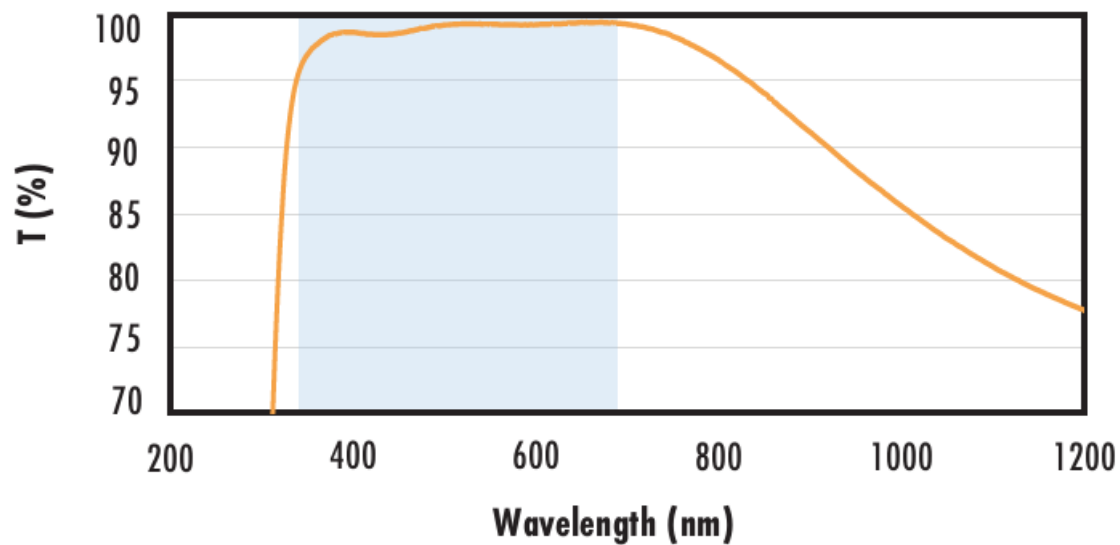
$$R_{abs} \leq 1.0\% @ 350 - 450\text{nm}$$

$$R_{avg} \leq 1.5\% @ 250 - 700\text{nm}$$

Data outside this range is not guaranteed and is for reference only.

[Click Here to Download Data](#)

Fused Silica with VIS-EXT Coating Typical Transmission



Typical transmission of a 3mm thick fused silica window with VIS-EXT (350-700nm) coating at 0° AOI.

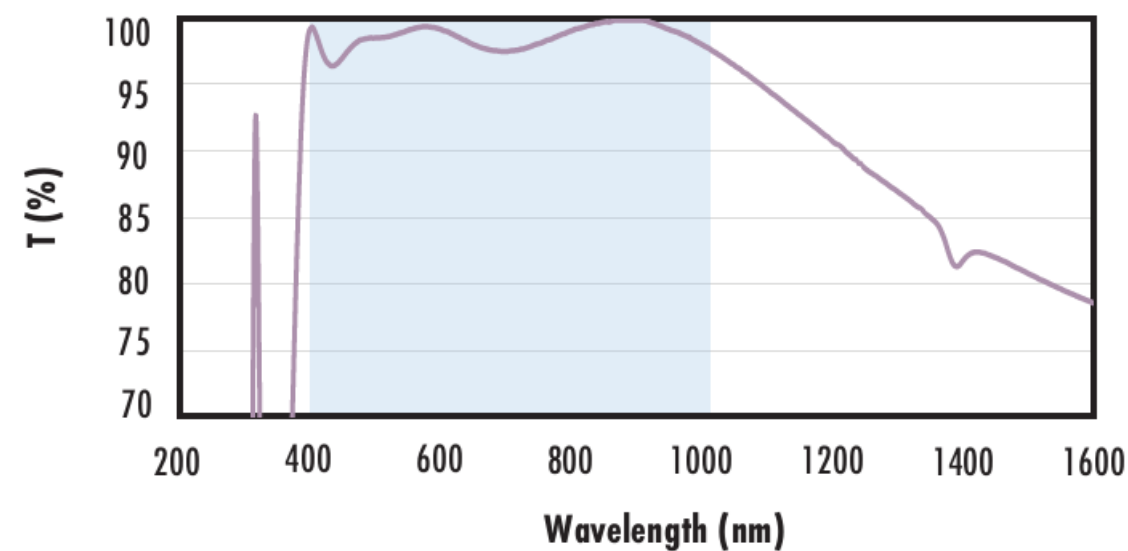
The blue shaded region indicates the coating design wavelength range, with the following specification:

$$R_{avg} \leq 0.5\% @ 350 - 700\text{nm}$$

Data outside this range is not guaranteed and is for reference only.

[Click Here to Download Data](#)

Fused Silica with VIS-NIR Coating Typical Transmission



Typical transmission of a 3mm thick fused silica window with VIS-NIR (400-1000nm) coating at 0° AOI.

The blue shaded region indicates the coating design wavelength range, with the following specification:

$$R_{abs} \leq 0.25\% @ 880\text{nm}$$

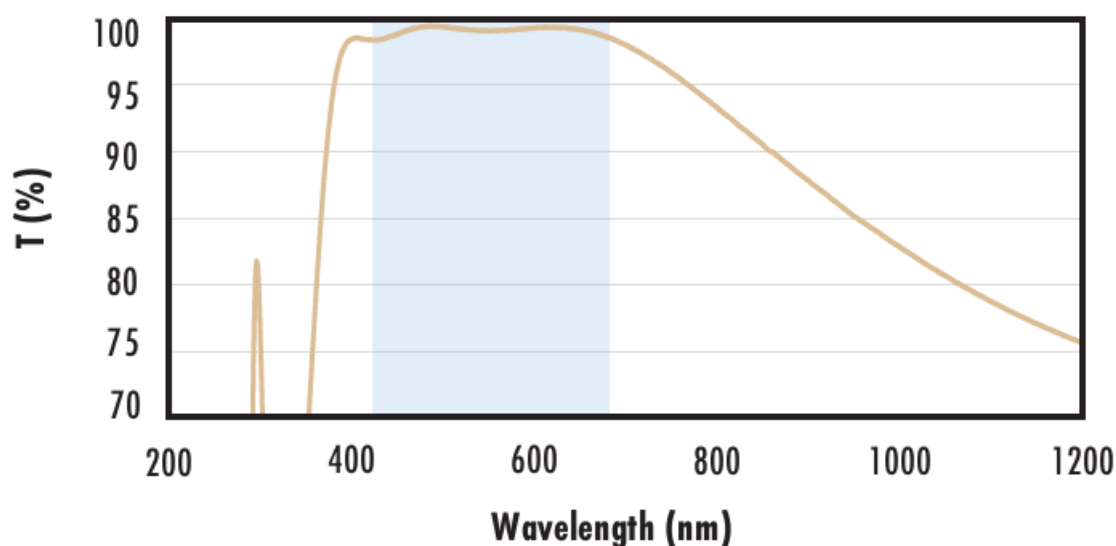
$$R_{avg} \leq 1.25\% @ 400 - 870\text{nm}$$

$$R_{avg} \leq 1.25\% @ 890 - 1000\text{nm}$$

Data outside this range is not guaranteed and is for reference only.

[Click Here to Download Data](#)

Fused Silica with VIS 0° Coating Typical Transmission



Typical transmission of a 3mm thick fused silica window with VIS 0° (425-675nm) coating at 0° AOI.

The blue shaded region indicates the coating design wavelength range, with the following specification:

$$R_{avg} \leq 0.4\% @ 425 - 675\text{nm}$$

Data outside this range is not guaranteed and is for reference only.

[Click Here to Download Data](#)

Fused Silica with YAG-BBAR Coating Typical Transmission



Typical transmission of a 3mm thick fused silica window with YAG-BBAR (500-1100nm) coating at 0° AOI.

The blue shaded region indicates the coating design wavelength range, with the following specification:



The blue shaded region indicates the coating design wavelength range, with the following specification:

- $R_{abs} \leq 0.25\%$ @ 532nm
- $R_{abs} \leq 0.25\%$ @ 1064nm
- $R_{avg} \leq 1.0\%$ @ 500 - 1100nm

Data outside this range is not guaranteed and is for reference only.

[Click Here to Download Data](#)

Fused Silica with NIR I Coating Typical Transmission



Typical transmission of a 3mm thick fused silica window with NIR I (600 - 1050nm) coating at 0° AOI.

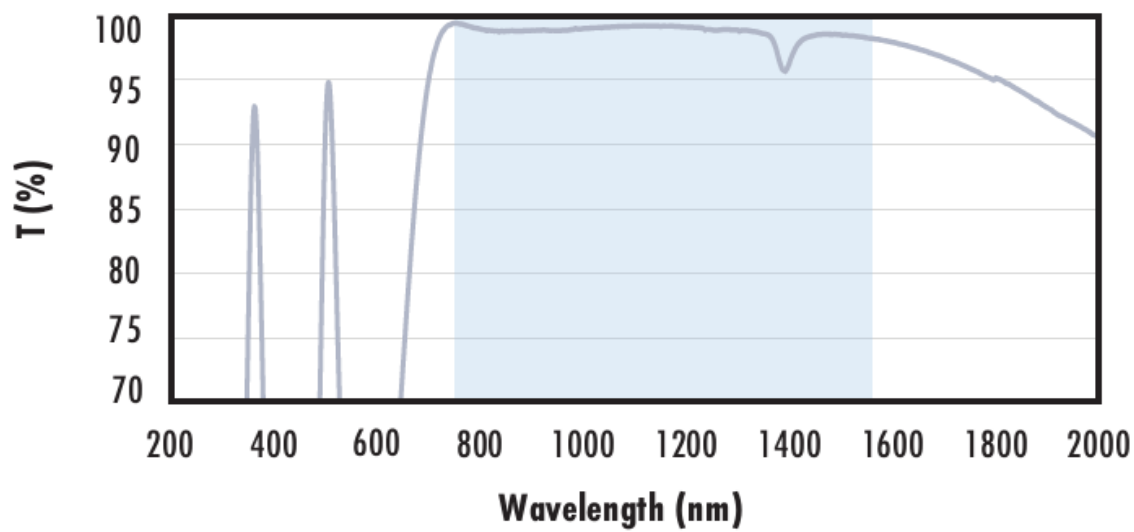
The blue shaded region indicates the coating design wavelength range, with the following specification:

- $R_{avg} \leq 0.5\%$ @ 600 - 1050nm

Data outside this range is not guaranteed and is for reference only.

[Click Here to Download Data](#)

Fused Silica with NIR II Coating Typical Transmission



Typical transmission of a 3mm thick fused silica window with NIR II (750 - 1550nm) coating at 0° AOI.

The blue shaded region indicates the coating design wavelength range, with the following specification:

- $R_{abs} \leq 1.5\%$ @ 750 - 800nm
- $R_{abs} \leq 1.0\%$ @ 800 - 1550nm
- $R_{avg} \leq 0.7\%$ @ 750 - 1550nm

Data outside this range is not guaranteed and is for reference only.

[Click Here to Download Data](#)

Beschichtungskurven