

TECHSPEC[®] $\lambda/10$ -Quarzglasfenster, 50 mm D., 5 mm Dicke, NIR-I-beschichtet



Produkt **#84-468** **KONTAKT**

- 1 + €317^{.00}

+ WARENKORB

Mengenrabatte

Stk. 1-5	€317,00 stückpreis
Stk. 6-25	€252,00 stückpreis
Stk. 26-49	€237,00 stückpreis
Need More?	Angebotsanfrage

! Preise exklusiv der geltenden Mehrwertsteuer und Abgaben

Downloadbereich

Produktdetails

Protective Window **Typ:**

Glass **Fenstertyp:**

Physikalische und mechanische Eigenschaften

40.00 **Freie Apertur CA (mm):**

50.00 +0.00/-0.20	Durchmesser (mm):
5.00 ±0.10	Dicke (mm):
+0.00/-0.20	Toleranz Größe (mm):
Protective as needed	Fase:
80	Freie Apertur (%):
Fine Ground	Kanten:
<5	Parallelität (Bogensekunden):
0.16	Poisson-Zahl:
73	Elastizitätsmodul (GPa):
522.00	Knoop-Härte (kg/mm²):

Optische Eigenschaften

NIR I (600-1050nm)	Beschichtung:
Fused Silica (Corning 7980)	Substrat: <input type="checkbox"/>
1.458	Brechungsindex (n_d):
20-10	Oberflächenqualität:
M10	Transmittierte Wellenfront, P-V:
67.8	Abbe-Zahl (v_d):
R _{avg} ≤0.5% @ 600 - 1050nm	Beschichtungsspezifikation:
600 - 1050	Wellenlängenbereich (nm):
7 J/cm ² @ 1064nm, 10ns	Zerstörschwelle, Referenz: <input type="checkbox"/>

Materialeigenschaften

2.20	Dichte (g/cm³):
0.52 (+5 to +35°C) 0.57 (0 to +200°C) 0.48 (-100 to +200°C)	Thermischer Ausdehnungskoeffizient CTE (10⁻⁶/°C):
7980 0G	Güte Quarzglas:

Konformität mit Standards

Konform	RoHS 2015:
Anzeigen	Konformitätszertifikat:
Konform	Reach 235:

Gewünschte Spezifikationen nicht dabei?

Edmund Optics bietet einen umfangreichen kundenspezifischen Fertigungsservice für Optik- und Bildverarbeitungskomponenten an, speziell hergestellt für Ihre Anwendungsanforderungen. Wir ermöglichen flexible Lösungen für Ihre Bedürfnisse – von der Prototypenphase bis zur Serienfertigung. Unsere erfahrenen IngenieurInnen freuen sich auf die Zusammenarbeit und unterstützen Sie bei jedem Projektschritt.

Unser Service beinhaltet:

- Kundenspezifische Abmessungen, Materialien und mehr
- Hochpräzise Oberflächenqualität und -ebenheit
- Enge Toleranzen und komplexe Formen
- Skalierbare Produktion – vom Prototypen zur Serie

Erfahren Sie mehr über unsere [kundenspezifischen Fertigungsmöglichkeiten](#) oder senden Sie [hier](#) eine Anfrage.

Produktdetails

- Fenster mit UV-MS- und UV-Antireflexionsbeschichtung lieferbar

- Transmitted wavefront distortion of $\lambda/10$
- Round or square with sizes between 2 and 150 mm
- 1λ - or $\lambda/4$ -windows from UV-quartz glass also available

The TECHSPEC® $\lambda/10$ -windows from UV-quartz glass are characterized by high parallelism and a surface quality suitable for lasers. In addition, the windows limit the distortion of the transmitted wavefront to $\lambda/10$. Due to the excellent transmission and the outstanding thermal properties as well as the tight manufacturing tolerances, the windows are ideal for demanding applications. TECHSPEC® $\lambda/10$ -windows from UV-quartz glass are round or square in sizes from 2 mm to 150 mm. The windows are uncoated or with antireflection coatings for the UV range or the visible range.

Technische Informationen

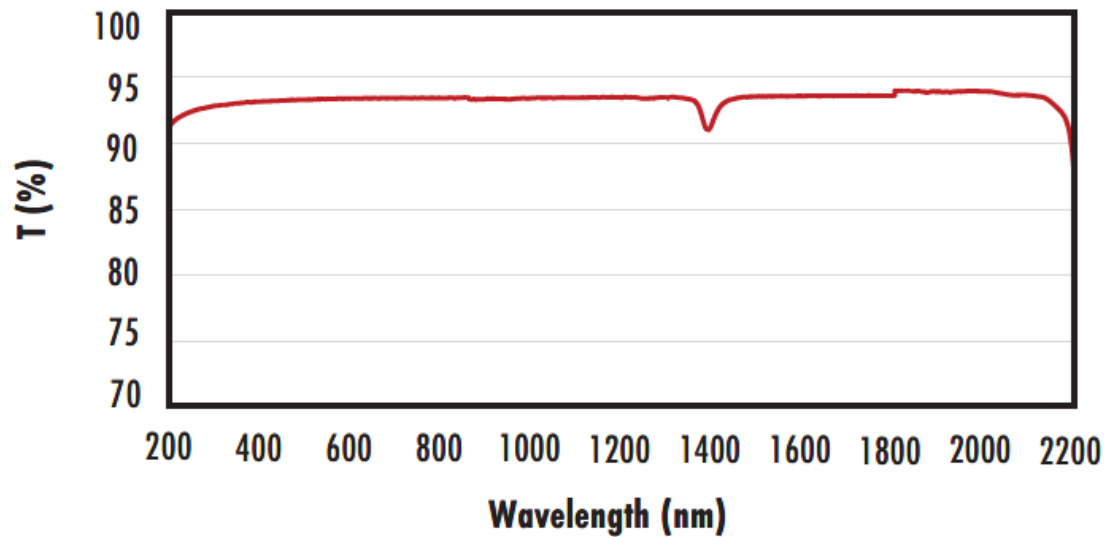


UV FS Transmission Curve



FUSED SILICA

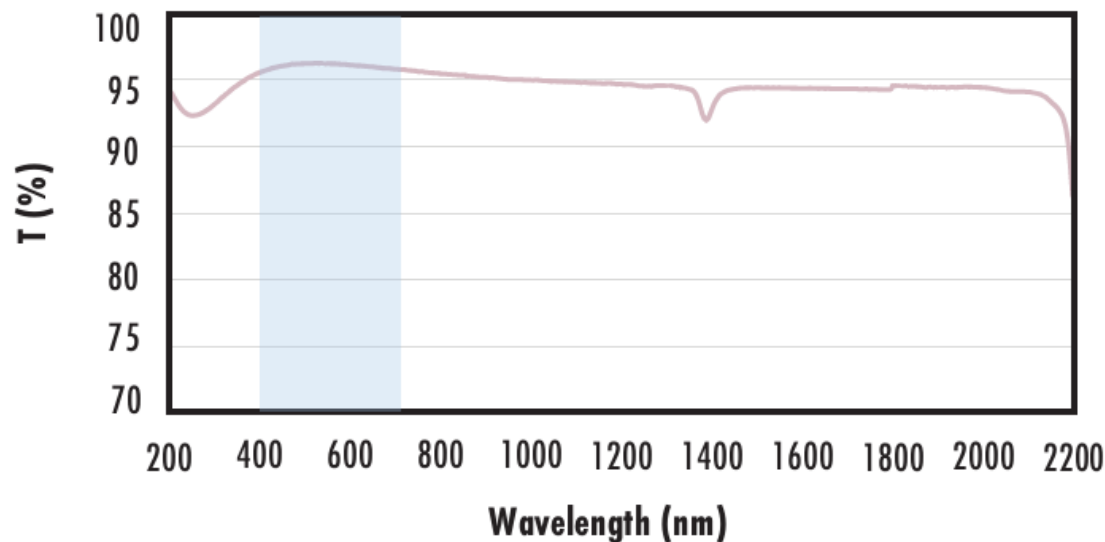
Uncoated Fused Silica Typical Transmission



Typical transmission of a 3mm thick, uncoated fused silica window across the UV - NIR spectra.

[Click Here to Download Data](#)

Fused Silica with MgF_2 Coating Typical Transmission



Typical transmission of a 3mm thick fused silica window with MgF_2 (400-700nm) coating at 0° AOI. The blue shaded region indicates the coating design wavelength range, with the following specification:

$R_{avg} \leq 1.75\% @ 400 - 700nm$ (N-BK7)

Data outside this range is not guaranteed and is for reference only.

[Click Here to Download Data](#)

Fused Silica with UV-AR Coating Typical Transmission



Typical transmission of a 3mm thick fused silica window with UV-AR (200-400nm) coating at 0° AOI.



AK (250-425nm) coating at 0° AOI.

The blue shaded region indicates the coating design wavelength range, with the following specification:

- $R_{abs} \leq 1.0\%$ @ 250 - 425nm
- $R_{avg} \leq 0.75\%$ @ 250 - 425nm
- $R_{avg} \leq 0.5\%$ @ 370 - 420nm

Data outside this range is not guaranteed and is for reference only.

[Click Here to Download Data](#)

Fused Silica with UV-VIS Coating Typical Transmission



Typical transmission of a 3mm thick fused silica window with UV-VIS (250-700nm) coating at 0° AOI.

The blue shaded region indicates the coating design wavelength range, with the following specification:

- $R_{abs} \leq 1.0\%$ @ 350 - 450nm
- $R_{avg} \leq 1.5\%$ @ 250 - 700nm

Data outside this range is not guaranteed and is for reference only.

[Click Here to Download Data](#)

Fused Silica with VIS-EXT Coating Typical Transmission



Typical transmission of a 3mm thick fused silica window with VIS-EXT (350-700nm) coating at 0° AOI.

The blue shaded region indicates the coating design wavelength range, with the following specification:

- $R_{avg} \leq 0.5\%$ @ 350 - 700nm

Data outside this range is not guaranteed and is for reference only.

[Click Here to Download Data](#)

Fused Silica with VIS-NIR Coating Typical Transmission



Typical transmission of a 3mm thick fused silica window with VIS-NIR (400-1000nm) coating at 0° AOI.

The blue shaded region indicates the coating design wavelength range, with the following specification:

- $R_{abs} \leq 0.25\%$ @ 880nm
- $R_{avg} \leq 1.25\%$ @ 400 - 870nm
- $R_{avg} \leq 1.25\%$ @ 890 - 1000nm

Data outside this range is not guaranteed and is for reference only.

[Click Here to Download Data](#)

Fused Silica with VIS 0° Coating Typical Transmission



Typical transmission of a 3mm thick fused silica window with VIS 0° (425-675nm) coating at 0° AOI.

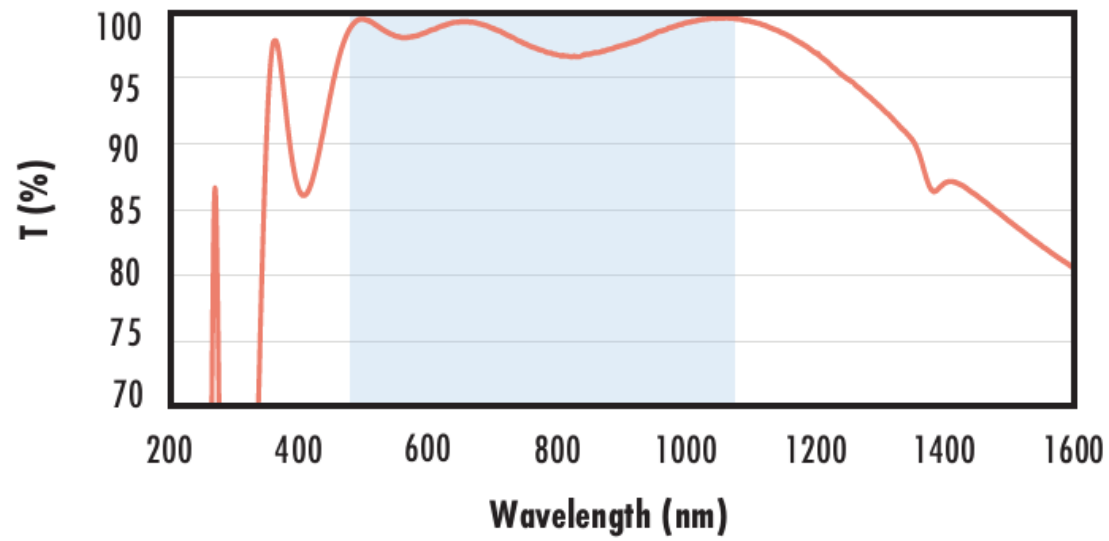
The blue shaded region indicates the coating design wavelength range, with the following specification:

- $R_{abs} \leq 1.0\%$ @ 425 - 675nm



$R_{avg} \leq 0.4\%$ @ 425 - 650nm
 Data outside this range is not guaranteed and is for reference only.
[Click Here to Download Data](#)

**Fused Silica with YAG-BBAR Coating
 Typical Transmission**



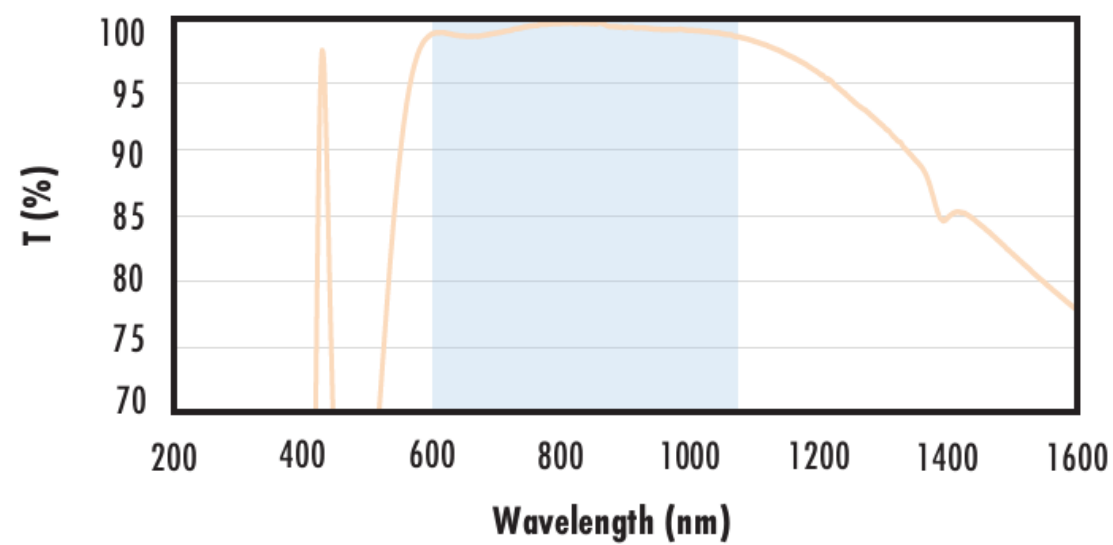
Typical transmission of a 3mm thick fused silica window with YAG-BBAR (500-1100nm) coating at 0° AOI.
 The blue shaded region indicates the coating design wavelength range, with the following specification:

$R_{abs} \leq 0.25\%$ @ 532nm
 $R_{abs} \leq 0.25\%$ @ 1064nm
 $R_{avg} \leq 1.0\%$ @ 500 - 1100nm

Data outside this range is not guaranteed and is for reference only.

[Click Here to Download Data](#)

**Fused Silica with NIR I Coating
 Typical Transmission**



Typical transmission of a 3mm thick fused silica window with NIR I (600 - 1050nm) coating at 0° AOI.

The blue shaded region indicates the coating design wavelength range, with the following specification:

$R_{avg} \leq 0.5\%$ @ 600 - 1050nm

Data outside this range is not guaranteed and is for reference only.

[Click Here to Download Data](#)

**Fused Silica with NIR II Coating
 Typical Transmission**



Typical transmission of a 3mm thick fused silica window with NIR II (750 - 1550nm) coating at 0° AOI.

The blue shaded region indicates the coating design wavelength range, with the following specification:

$R_{abs} \leq 1.5\%$ @ 750 - 800nm
 $R_{abs} \leq 1.0\%$ @ 800 - 1550nm
 $R_{avg} \leq 0.7\%$ @ 750 - 1550nm

Data outside this range is not guaranteed and is for reference only.

[Click Here to Download Data](#)

Kompatible Halterungen