


TECHSPEC® λ/10-Quarzglasfenster, 50 mm D., 6 mm Dicke, UV-beschichtet



Produkt **#36-953** **5 In Stock**

- 1 + €282^{.22}

+ WARENKORB

| Mengenrabatte | |
|---------------|---------------------------------|
| Stk. 1-5 | €282,22 stückpreis |
| Stk. 6-25 | €225,06 stückpreis |
| Stk. 26-49 | €211,15 stückpreis |
| Need More? | Angebotsanfrage |

ⓘ Preise exklusiv der geltenden Mehrwertsteuer und Abgaben

Downloadbereich

SPEZIFIKATIONEN

Produktdetails

Protective Window **Typ:**

Physikalische und mechanische Eigenschaften

| | |
|----------------------|---|
| Protective as needed | Fase: |
| 80 | Freie Apertur (%): |
| 40.00 | Freie Apertur CA (mm): |
| 50.00 +0.00/-0.20 | Durchmesser (mm): |
| 6.00 ±0.10 | Dicke (mm): |
| Fine Ground | Kanten: |
| 522.00 | Knoop-Härte (kg/mm²): |
| <5 | Parallelität (Bogensekunden): |
| 0.16 | Poisson-Zahl: |
| 73 | Elastizitätsmodul (GPa): |

Optische Eigenschaften

| | |
|---|--|
| 67.8 | Abbe-Zahl (v_d): |
| UV-AR (250-425nm) | Beschichtung: |
| Beschichtungsspezifikation: R _{abs} ≤1.0% @ 250 - 425nm R _{avg} ≤0.75% @ 250 - 425nm R _{avg} ≤0.5% @ 370 - 420nm | |
| 1.458 | Brechungsindex (n_d): |
| Fused Silica (Corning 7980) | Substrat: |
| 20-10 | Oberflächenqualität: |
| λ/10 | Transmittierte Wellenfront, P-V: |
| 250 - 450 | Wellenlängenbereich (nm): |
| 3 J/cm ² @ 355nm, 10ns | Zerstörschwelle, Referenz: <input type="checkbox"/> |

Materialeigenschaften

| | |
|---|---|
| 0.52 (+5 to +35°C) 0.57 (0 to +200°C) 0.48 (-100 to +200°C) | Thermischer Ausdehnungskoeffizient CTE (10⁻⁶/°C): |
| 2.20 | Dichte (g/cm³): |

Konformität mit Standards

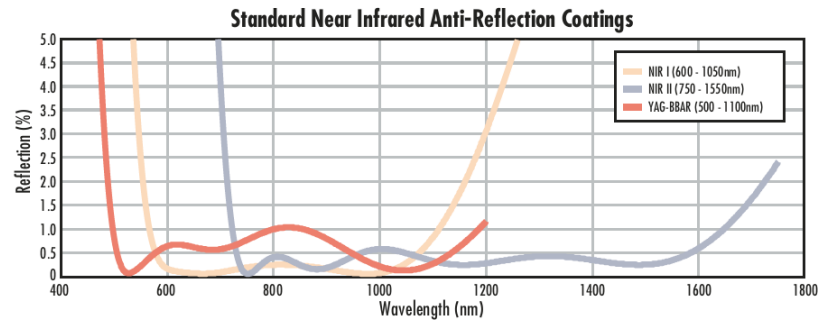
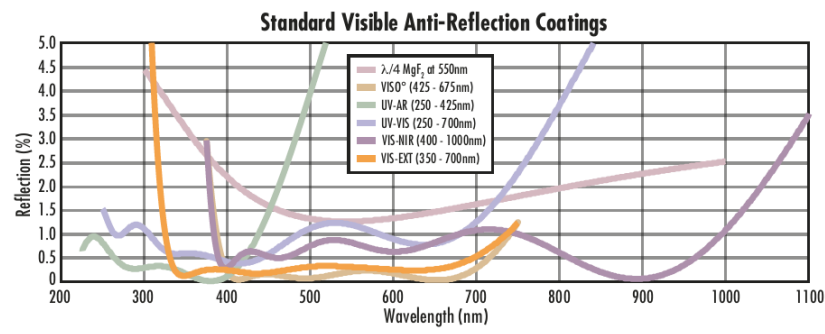
| | |
|-----------------|--------------------------------|
| Konform | RoHS 2015: |
| Anzeigen | Konformitätszertifikat: |
| Konform | Reach 235: |

PRODUKTDDETAILS

- Fenster mit UV-VIS- und UV-Antireflexionsbeschichtung lieferbar
- Transmittierte Wellenfrontverzerrung von λ/10
- Rund oder quadratisch mit Größen zwischen 2 und 150 mm
- 1λ- oder λ/4-Fenster aus UV-Quarzglas ebenfalls erhältlich

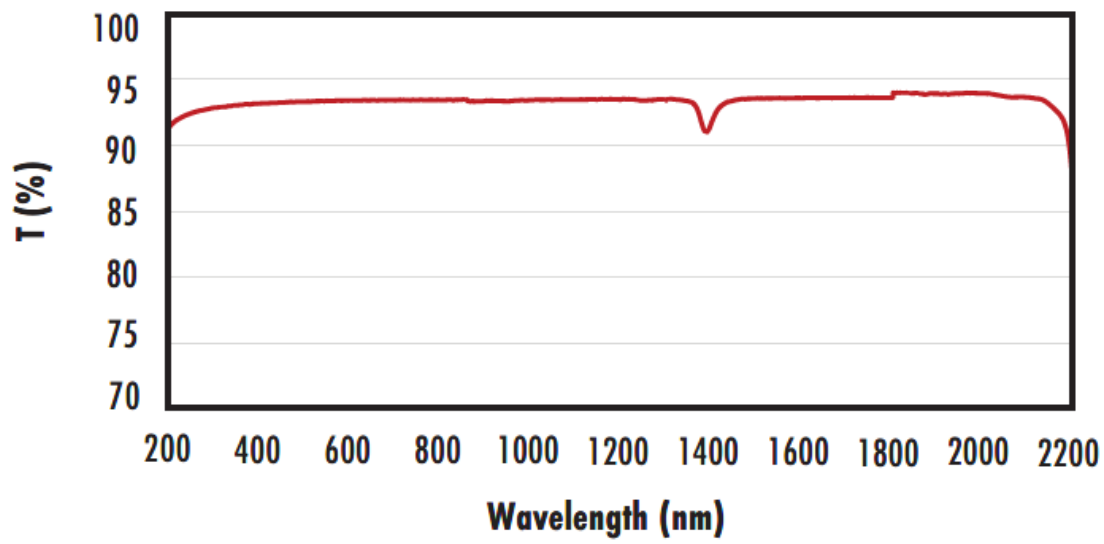
Die TECHSPEC® λ/10-Fenster aus UV-Quarzglas zeichnen sich durch hohe Parallelität und eine für Laser geeignete Oberflächenqualität aus. Außerdem begrenzen die Fenster die Verzerrung der übertragenen Wellenfront auf λ/10. Durch die hervorragende Transmission und die ausgezeichneten thermischen Eigenschaften sowie die engen Fertigungstoleranzen eignen sich die Fenster ideal für anspruchsvollste Anwendungen. TECHSPEC® λ/10-Fenster aus UV-Quarzglas sind rund oder quadratisch in den Größen 2 mm bis 150 mm verfügbar. Die Fenster werden unbeschichtet oder mit Antireflexionsbeschichtungen für den UV-Bereich oder sichtbaren Bereich angeboten.

TECHNISCHE INFORMATIONEN



FUSED SILICA

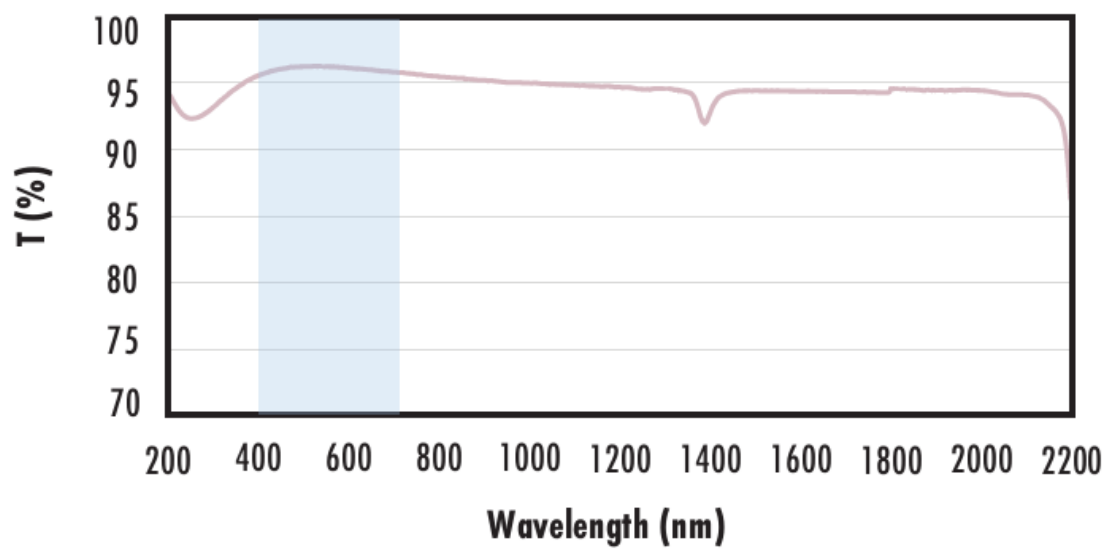
**Uncoated Fused Silica
Typical Transmission**



Typical transmission of a 3mm thick, uncoated fused silica window across the UV - NIR spectra.

[Click Here to Download Data](#)

**Fused Silica with MgF₂ Coating
Typical Transmission**



Typical transmission of a 3mm thick fused silica window with MgF₂ (400-700nm) coating at 0° AOI.

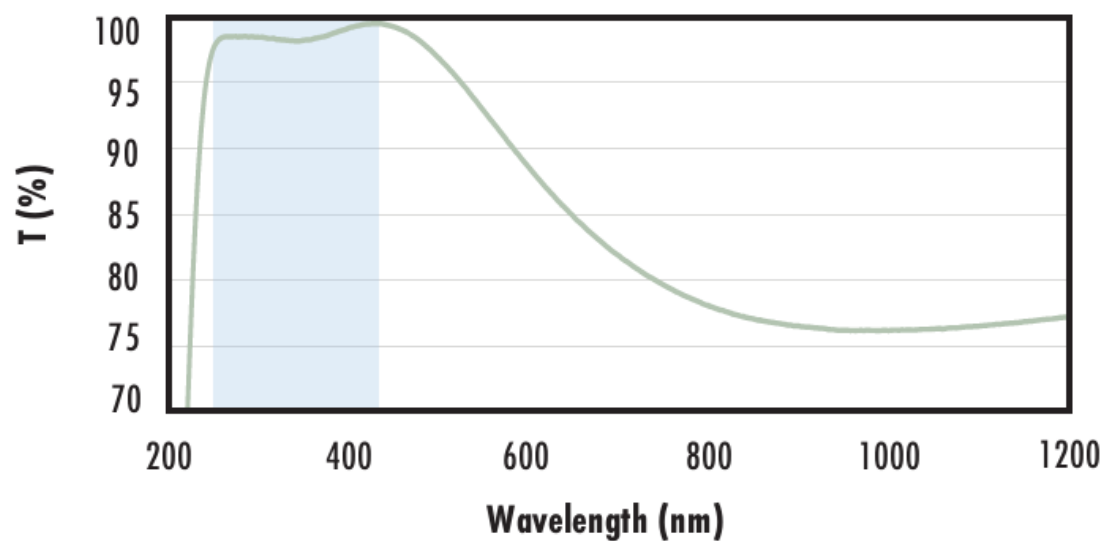
The blue shaded region indicates the coating design wavelength range, with the following specification:

$$R_{avg} \leq 1.75\% @ 400 - 700\text{nm (N-BK7)}$$

Data outside this range is not guaranteed and is for reference only.

[Click Here to Download Data](#)

**Fused Silica with UV-AR Coating
Typical Transmission**



Typical transmission of a 3mm thick fused silica window with UV-AR (250-425nm) coating at 0° AOI.

The blue shaded region indicates the coating design wavelength range, with the following specification:

$$R_{abs} \leq 1.0\% @ 250 - 425\text{nm}$$

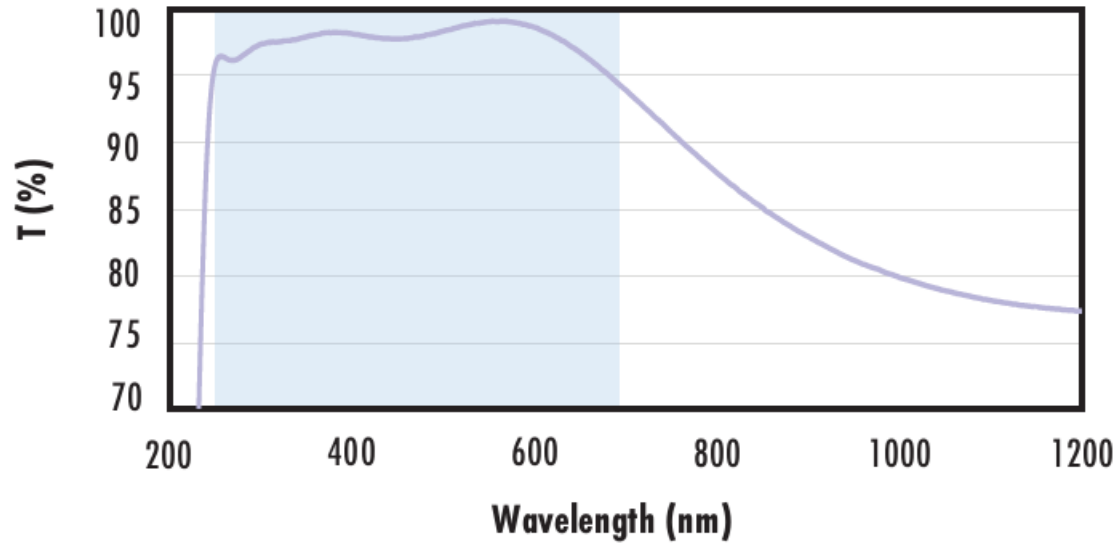
$$R_{avg} \leq 0.75\% @ 250 - 425\text{nm}$$

$$R_{avg} \leq 0.5\% @ 370 - 420\text{nm}$$

Data outside this range is not guaranteed and is for reference only.

[Click Here to Download Data](#)

Fused Silica with UV-VIS Coating Typical Transmission



Typical transmission of a 3mm thick fused silica window with UV-VIS (250-700nm) coating at 0° AOI.

The blue shaded region indicates the coating design wavelength range, with the following specification:

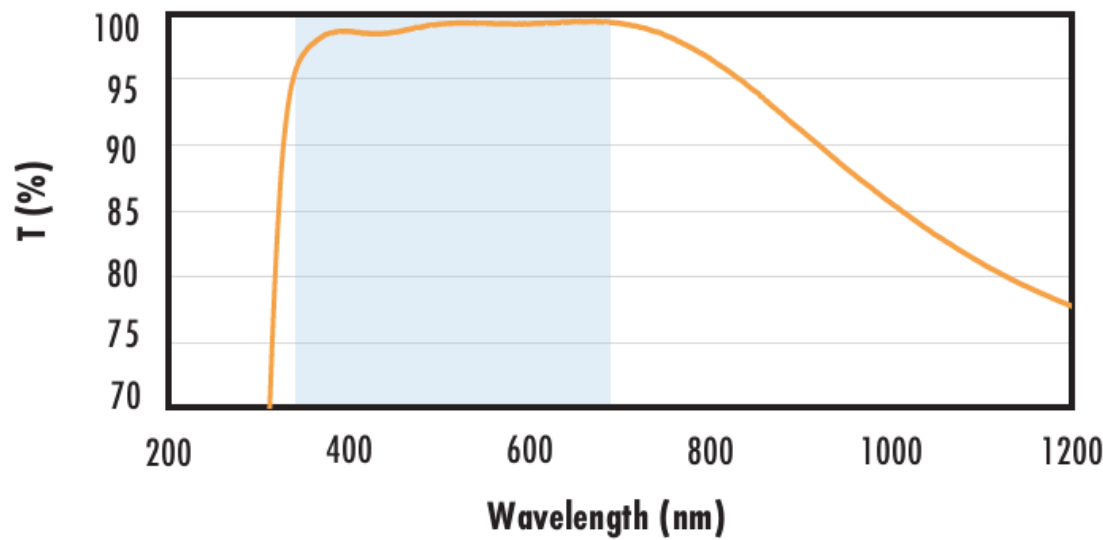
$$R_{abs} \leq 1.0\% @ 350 - 450\text{nm}$$

$$R_{avg} \leq 1.5\% @ 250 - 700\text{nm}$$

Data outside this range is not guaranteed and is for reference only.

[Click Here to Download Data](#)

Fused Silica with VIS-EXT Coating Typical Transmission



Typical transmission of a 3mm thick fused silica window with VIS-EXT (350-700nm) coating at 0° AOI.

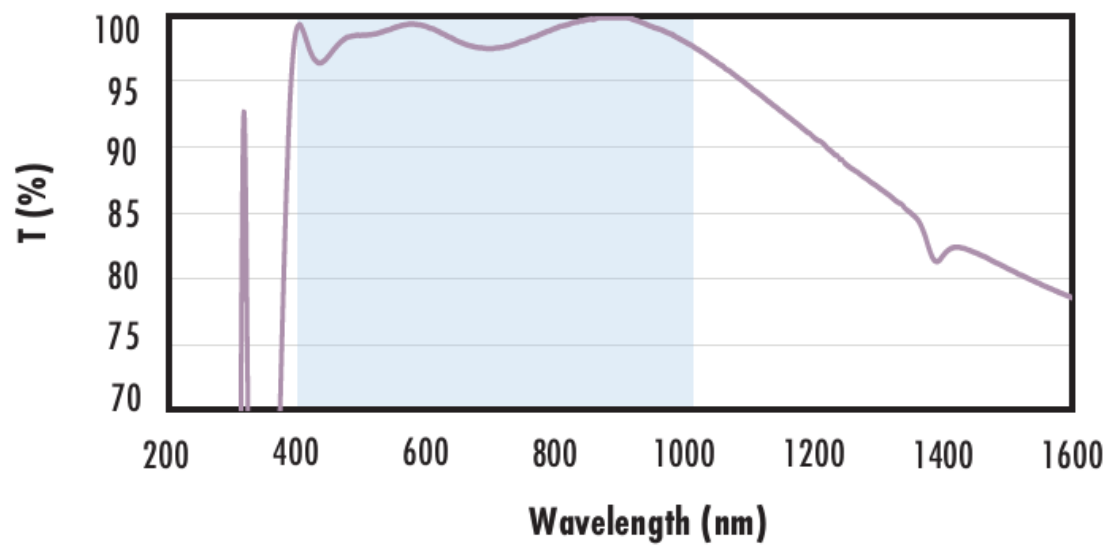
The blue shaded region indicates the coating design wavelength range, with the following specification:

$$R_{avg} \leq 0.5\% @ 350 - 700\text{nm}$$

Data outside this range is not guaranteed and is for reference only.

[Click Here to Download Data](#)

Fused Silica with VIS-NIR Coating Typical Transmission



Typical transmission of a 3mm thick fused silica window with VIS-NIR (400-1000nm) coating at 0° AOI.

The blue shaded region indicates the coating design wavelength range, with the following specification:

$$R_{abs} \leq 0.25\% @ 880\text{nm}$$

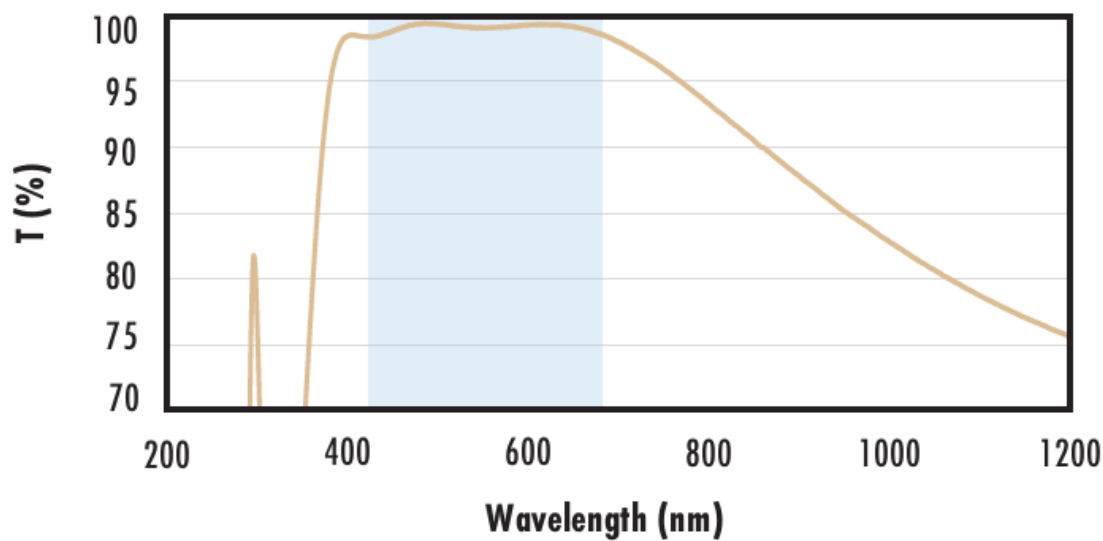
$$R_{avg} \leq 1.25\% @ 400 - 870\text{nm}$$

$$R_{avg} \leq 1.25\% @ 890 - 1000\text{nm}$$

Data outside this range is not guaranteed and is for reference only.

[Click Here to Download Data](#)

Fused Silica with VIS 0° Coating Typical Transmission



Typical transmission of a 3mm thick fused silica window with VIS 0° (425-675nm) coating at 0° AOI.

The blue shaded region indicates the coating design wavelength range, with the following specification:

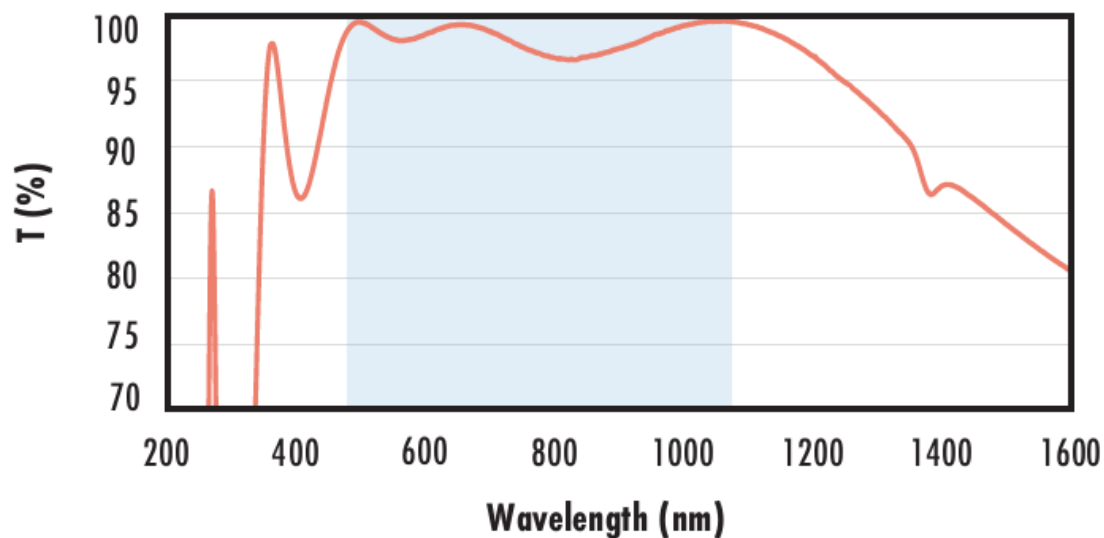
$$R_{avg} \leq 0.4\% @ 425 - 675\text{nm}$$

Data outside this range is not guaranteed and is for reference only.

[Click Here to Download Data](#)

Fused Silica with YAG-BBAR Coating Typical Transmission

typical transmission



Typical transmission of a 3mm thick fused silica window with YAG-BBAR (500-1100nm) coating at 0° AOI.

The blue shaded region indicates the coating design wavelength range, with the following specification:

$$R_{abs} \leq 0.25\% @ 532\text{nm}$$

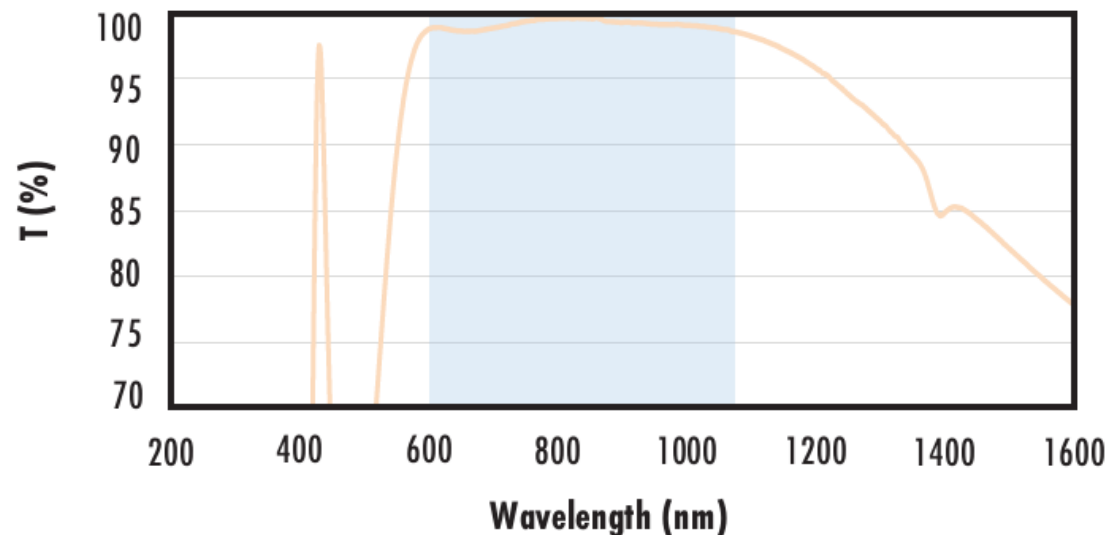
$$R_{abs} \leq 0.25\% @ 1064\text{nm}$$

$$R_{avg} \leq 1.0\% @ 500 - 1100\text{nm}$$

Data outside this range is not guaranteed and is for reference only.

[Click Here to Download Data](#)

Fused Silica with NIR I Coating Typical Transmission



Typical transmission of a 3mm thick fused silica window with NIR I (600 - 1050nm) coating at 0° AOI.

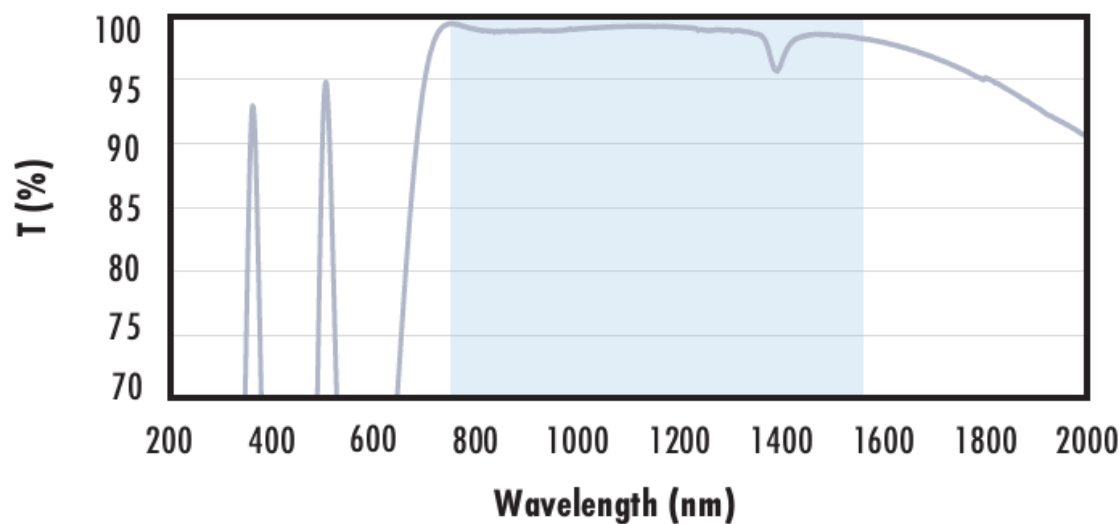
The blue shaded region indicates the coating design wavelength range, with the following specification:

$$R_{avg} \leq 0.5\% @ 600 - 1050\text{nm}$$

Data outside this range is not guaranteed and is for reference only.

[Click Here to Download Data](#)

Fused Silica with NIR II Coating Typical Transmission



Typical transmission of a 3mm thick fused silica window with NIR II (750 - 1550nm) coating at 0° AOI.

The blue shaded region indicates the coating design wavelength range, with the following specification:

$$R_{abs} \leq 1.5\% @ 750 - 800\text{nm}$$

$$R_{abs} \leq 1.0\% @ 800 - 1550\text{nm}$$

$$R_{avg} \leq 0.7\% @ 750 - 1550\text{nm}$$

Data outside this range is not guaranteed and is for reference only.

[Click Here to Download Data](#)

KUNDENSPEZIFISCHE PRODUKTE

Edmund Optics bietet einen umfangreichen kundenspezifischen Fertigungsservice für Optik- und Bildverarbeitungs-komponenten an, speziell hergestellt für Ihre Anwendungsanforderungen. Wir ermöglichen flexible Lösungen für Ihre Bedürfnisse – von der Prototypenphase bis zur Serienfertigung. Unsere erfahrenen IngenieurInnen freuen sich auf die Zusammenarbeit und unterstützen Sie bei jedem Projektschritt.

Unser Service beinhaltet:

- Kundenspezifische Abmessungen, Materialien und mehr
- Hochpräzise Oberflächenqualität und -ebenheit
- Enge Toleranzen und komplexe Formen
- Skalierbare Produktion – vom Prototypen zur Serie

Erfahren Sie mehr über unsere [kundenspezifischen Fertigungsmöglichkeiten](#) oder senden Sie [hier](#) eine Anfrage.

KOMPATIBLE HALTERUNGEN