


**TECHSPEC® Keilfenster aus Quarzglas, 50 mm Durchmesser, unbeschichtet, 30 Bogenminuten**



TECHSPEC® Fused Silica Wedged Windows

Produkt **#34-243** **20+ In Stock**

⊖ 1 ⊕ €265<sup>00</sup>

**+ WARENKORB**

Mengenrabatte	
Stk. 1-5	€265,00 stückpreis
Stk. 6-25	€213,00 stückpreis
Stk. 26-49	€199,00 stückpreis
Need More?	<a href="#">Angebotsanfrage</a>

ⓘ Preise exklusiv der geltenden Mehrwertsteuer und Abgaben

Downloadbereich

**Produktdetails**

Wedged Window **Typ:**  
Glass **Fenstertyp:**

**Physikalische und mechanische Eigenschaften**

Freie Apertur CA (mm):

45.00	<b>Durchmesser (mm):</b>
50.00 +0.0/-0.10	
	<b>Dicke (mm):</b>
3.00 ±0.20	
	<b>Toleranz Größe (mm):</b>
+0.0/-0.10	
	<b>Fase:</b>
Protective as needed	
	<b>Freie Apertur (%):</b>
90.00	
	<b>Kanten:</b>
Fine Ground	
	<b>Poisson-Zahl:</b>
0.16	
	<b>Elastizitätsmodul (GPa):</b>
73	
	<b>Knoop-Härte (kg/mm<sup>2</sup>):</b>
522.00	
	<b>Keilwinkel (arcmin):</b>
30' ±10'	

## Optische Eigenschaften

	<b>Beschichtung:</b>
Uncoated	
	<b>Substrat:</b> <input type="checkbox"/>
<a href="#">Fused Silica</a> (Corning 7980)	
	<b>Brechungsindex (n<sub>d</sub>):</b>
1.458	
	<b>Oberflächenqualität:</b>
20-10	
	<b>Oberflächengenauigkeit:</b>
M10 (over 25mm aperture)	
	<b>Abbe-Zahl (v<sub>d</sub>):</b>
67.8	
	<b>Wellenlängenbereich (nm):</b>
200 - 2200	
	<b>Oberflächenebenheit (P-V):</b>
M10	

## Materialeigenschaften

	<b>Dichte (g/cm<sup>3</sup>):</b>
2.20	
	<b>Thermischer Ausdehnungskoeffizient CTE (10<sup>-6</sup>/°C):</b>
0.52 (+5 to +35°C)	
0.57 (0 to +200°C)	
0.48 (-100 to +200°C)	

## Konformität mit Standards

<a href="#">Konform</a>	<b>RoHS 2015:</b>
<a href="#">Anzeigen</a>	<b>Konformitätszertifikat:</b>
<a href="#">Konform</a>	<b>Reach 247:</b>

## Gewünschte Spezifikationen nicht dabei?

Edmund Optics bietet einen umfangreichen kundenspezifischen Fertigungsservice für Optik- und Bildverarbeitungskomponenten an, speziell hergestellt für Ihre Anwendungsanforderungen. Wir ermöglichen flexible Lösungen für Ihre Bedürfnisse – von der Prototypenphase bis zur Serienfertigung. Unsere erfahrenen IngenieurInnen freuen sich auf die Zusammenarbeit und unterstützen Sie bei jedem Projektschritt.

Unser Service beinhaltet:

- Kundenspezifische Abmessungen, Materialien und mehr
- Hochpräzise Oberflächenqualität und -ebenheit
- Enge Toleranzen und komplexe Formen
- Skalierbare Produktion – vom Prototypen zur Serie

Erfahren Sie mehr über unsere [kundenspezifischen Fertigungsmöglichkeiten](#) oder senden Sie [hier](#) eine Anfrage.

## Produktdetails

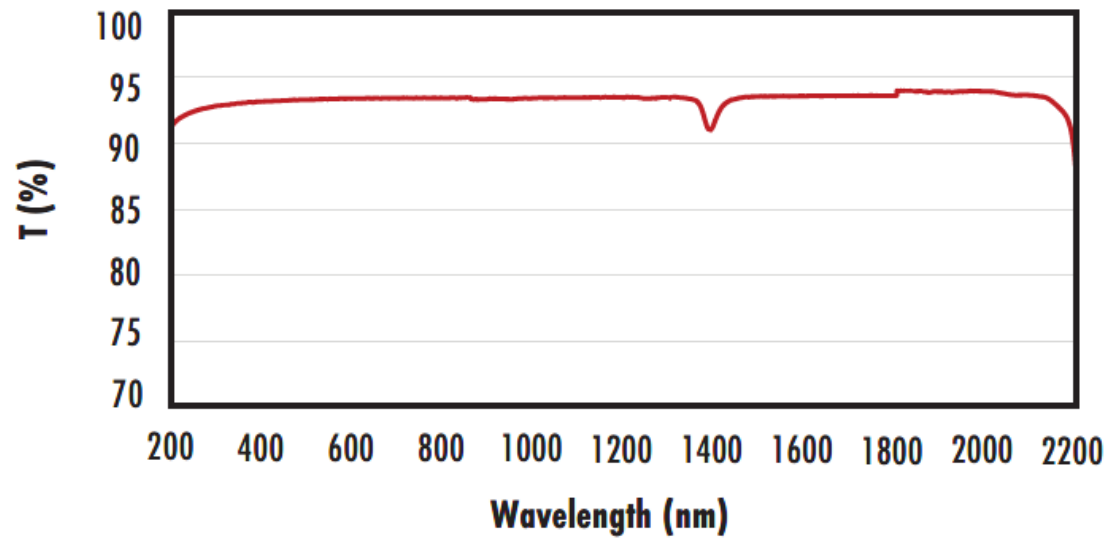
- Keilwinkel von 30 Bogenminuten bis 10°
- Oberflächenebenheit M10 und Oberflächenqualität 20-10
- Verhindern Laserinstabilität bei Einsatz in Laserresonatoren
- [Keilfenster aus N-BK7](#) und [plane Fenster aus Quarzglas](#) sind ebenfalls verfügbar

Die TECHSPEC® Keilfenster aus UV-Quarzglas haben einen Keilwinkel zwischen 30 Bogenminuten und 10°. Der Keil der Fenster eliminiert Etalon-Effekte, indem verhindert wird, dass Rückreflexionen den gleichen optischen Strahlengang haben wie der transmittierte Strahl. Dies schützt bei einem Einsatz innerhalb des Laserresonators vor Laserinstabilität, Modensprüngen und Leistungsspitzen und bei einem Einsatz außerhalb vor

## Technische Informationen

### FUSED SILICA

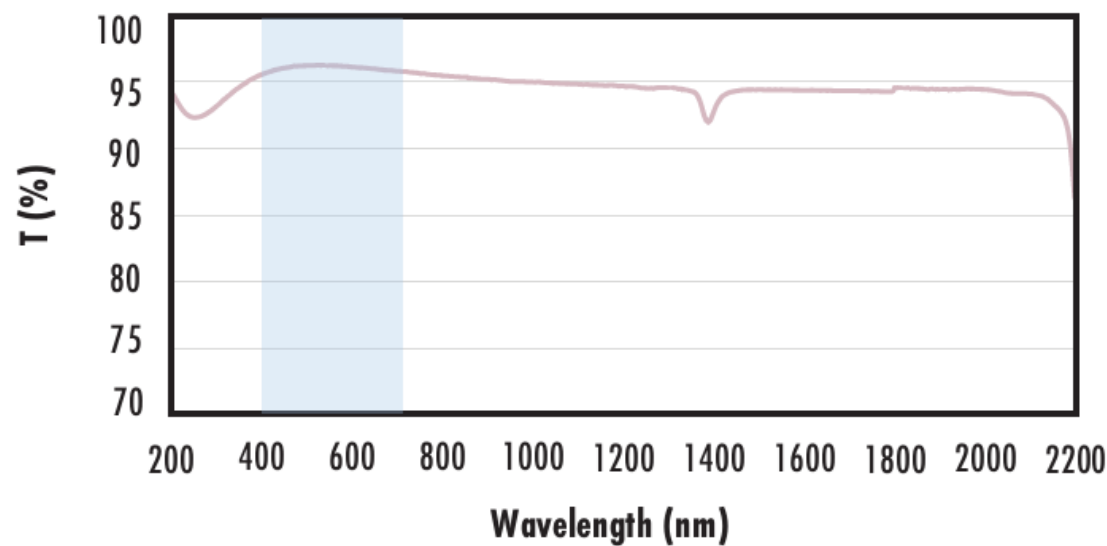
#### Uncoated Fused Silica Typical Transmission



Typical transmission of a 3mm thick, uncoated fused silica window across the UV - NIR spectra.

[Click Here to Download Data](#)

#### Fused Silica with MgF<sub>2</sub> Coating Typical Transmission



Typical transmission of a 3mm thick fused silica window with MgF<sub>2</sub> (400-700nm) coating at 0° AOI.

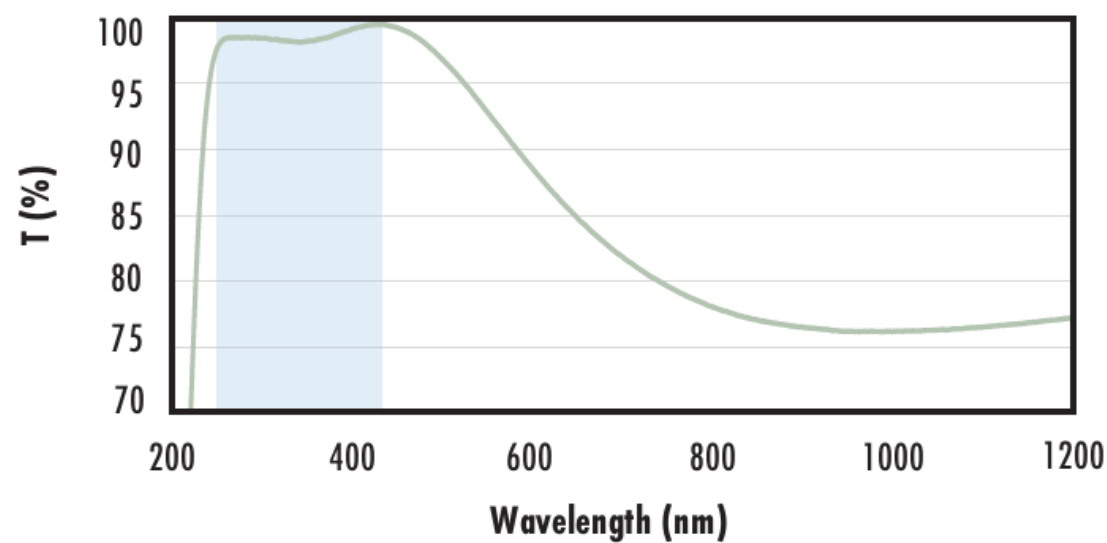
The blue shaded region indicates the coating design wavelength range, with the following specification:

$$R_{avg} \leq 1.75\% @ 400 - 700\text{nm (N-BK7)}$$

Data outside this range is not guaranteed and is for reference only.

[Click Here to Download Data](#)

#### Fused Silica with UV-AR Coating Typical Transmission



Typical transmission of a 3mm thick fused silica window with UV-AR (250-425nm) coating at 0° AOI.

The blue shaded region indicates the coating design wavelength range, with the following specification:

$$R_{abs} \leq 1.0\% @ 250 - 425\text{nm}$$

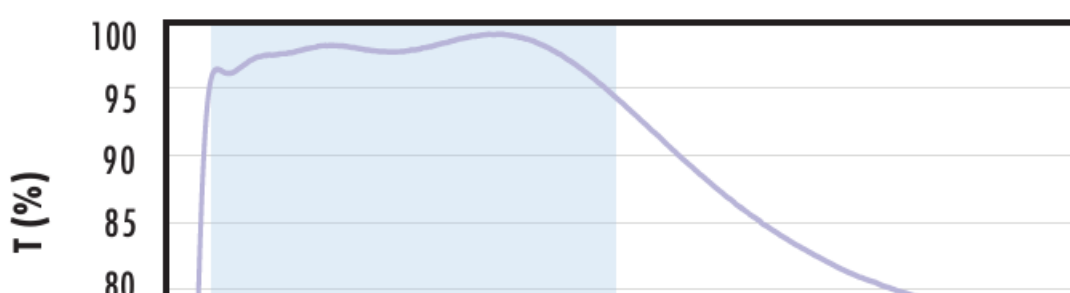
$$R_{avg} \leq 0.75\% @ 250 - 425\text{nm}$$

$$R_{avg} \leq 0.5\% @ 370 - 420\text{nm}$$

Data outside this range is not guaranteed and is for reference only.

[Click Here to Download Data](#)

#### Fused Silica with UV-VIS Coating Typical Transmission



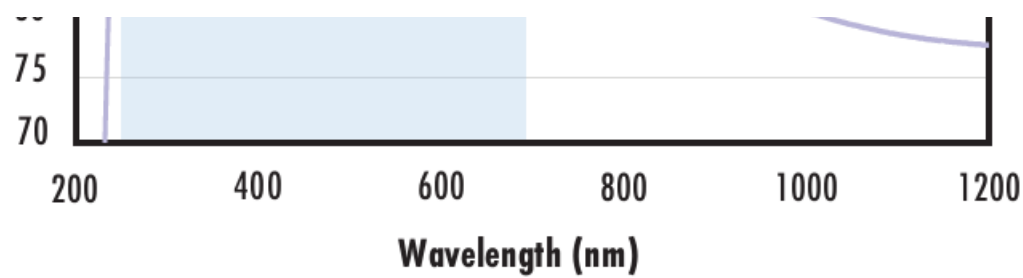
Typical transmission of a 3mm thick fused silica window with UV-VIS (250-700nm) coating at 0° AOI.

The blue shaded region indicates the coating design wavelength range, with the following specification:

$$R_{abs} \leq 1.0\% @ 350 - 450\text{nm}$$

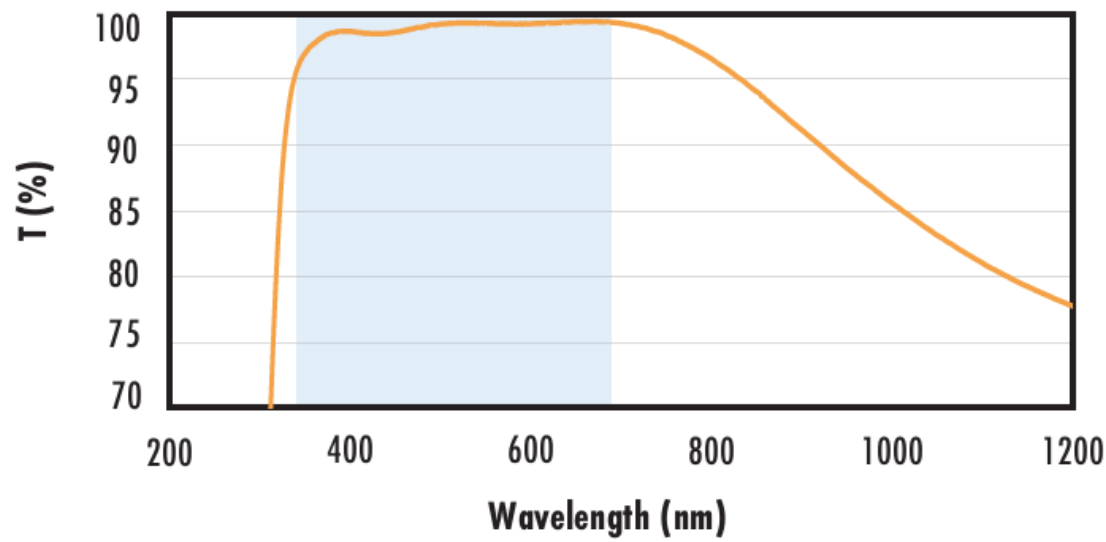
$$R_{avg} \leq 1.5\% @ 250 - 700\text{nm}$$

Data outside this range is not guaranteed and is for reference only.



only.  
[Click Here to Download Data](#)

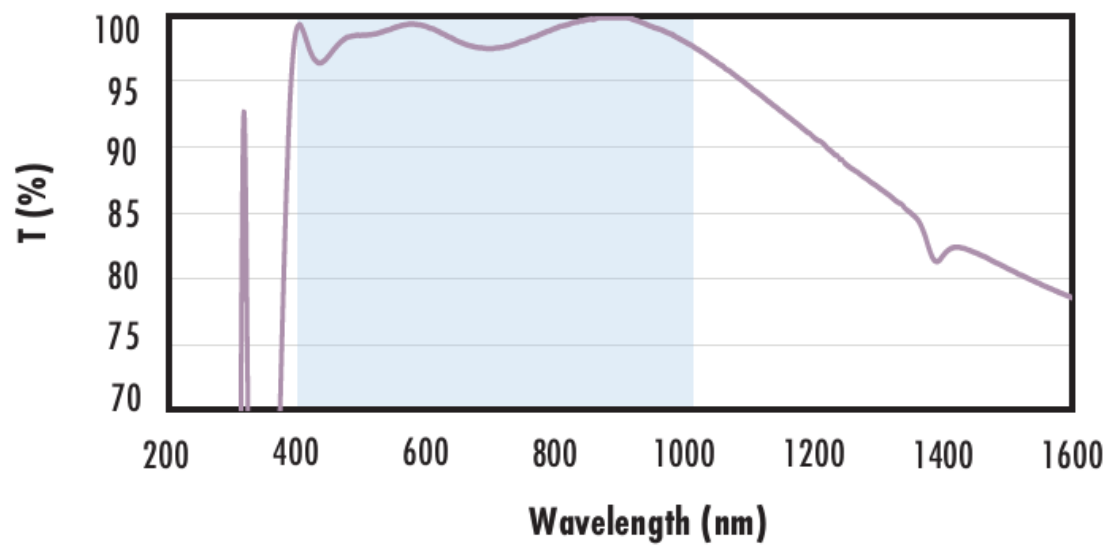
### Fused Silica with VIS-EXT Coating Typical Transmission



Typical transmission of a 3mm thick fused silica window with VIS-EXT (350-700nm) coating at 0° AOI.  
 The blue shaded region indicates the coating design wavelength range, with the following specification:  
 $R_{avg} \leq 0.5\% @ 350 - 700\text{nm}$   
 Data outside this range is not guaranteed and is for reference only.

[Click Here to Download Data](#)

### Fused Silica with VIS-NIR Coating Typical Transmission

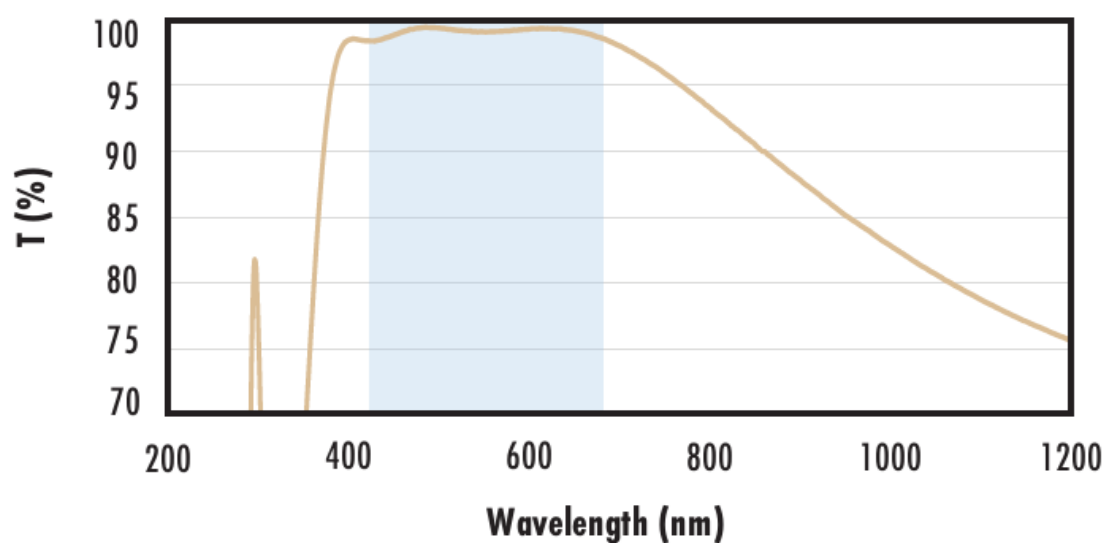


Typical transmission of a 3mm thick fused silica window with VIS-NIR (400-1000nm) coating at 0° AOI.  
 The blue shaded region indicates the coating design wavelength range, with the following specification:  
 $R_{abs} \leq 0.25\% @ 880\text{nm}$   
 $R_{avg} \leq 1.25\% @ 400 - 870\text{nm}$   
 $R_{avg} \leq 1.25\% @ 890 - 1000\text{nm}$

Data outside this range is not guaranteed and is for reference only.

[Click Here to Download Data](#)

### Fused Silica with VIS 0° Coating Typical Transmission



Typical transmission of a 3mm thick fused silica window with VIS 0° (425-675nm) coating at 0° AOI.

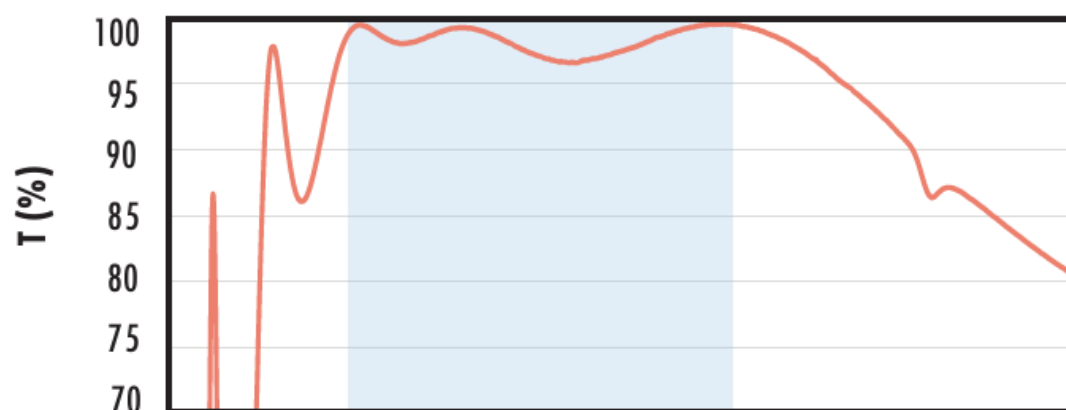
The blue shaded region indicates the coating design wavelength range, with the following specification:

$R_{avg} \leq 0.4\% @ 425 - 675\text{nm}$

Data outside this range is not guaranteed and is for reference only.

[Click Here to Download Data](#)

### Fused Silica with YAG-BBAR Coating Typical Transmission



Typical transmission of a 3mm thick fused silica window with YAG-BBAR (500-1100nm) coating at 0° AOI.

The blue shaded region indicates the coating design wavelength range, with the following specification:

$R_{abs} \leq 0.25\% @ 532\text{nm}$

$R_{abs} \leq 0.25\% @ 1064\text{nm}$

$R_{avg} \leq 1.0\% @ 500 - 1100\text{nm}$

Data outside this range is not guaranteed and is for reference only.

[Click Here to Download Data](#)

200 400 600 800 1000 1200 1400 1600		
Wavelength (nm)		
<p style="text-align: center;"><b>Fused Silica with NIR I Coating Typical Transmission</b></p> <p style="text-align: center;">Wavelength (nm)</p>	<p>Typical transmission of a 3mm thick fused silica window with NIR I (600 - 1050nm) coating at 0° AOI.</p> <p>The blue shaded region indicates the coating design wavelength range, with the following specification:</p> <p style="text-align: center;"><math>R_{avg} \leq 0.5\% @ 600 - 1050nm</math></p> <p>Data outside this range is not guaranteed and is for reference only.</p> <p style="text-align: center;"><a href="#">Click Here to Download Data</a></p>	
<p style="text-align: center;"><b>Fused Silica with NIR II Coating Typical Transmission</b></p> <p style="text-align: center;">Wavelength (nm)</p>	<p>Typical transmission of a 3mm thick fused silica window with NIR II (750 - 1550nm) coating at 0° AOI.</p> <p>The blue shaded region indicates the coating design wavelength range, with the following specification:</p> <p style="text-align: center;"><math>R_{abs} \leq 1.5\% @ 750 - 800nm</math>  <math>R_{abs} \leq 1.0\% @ 800 - 1550nm</math>  <math>R_{avg} \leq 0.7\% @ 750 - 1550nm</math></p> <p>Data outside this range is not guaranteed and is for reference only.</p> <p style="text-align: center;"><a href="#">Click Here to Download Data</a></p>	

**Kompatible Halterungen**