



TECHSPEC®

Plankonvexe Linse aus UV-Quarzglas, 9 mm D. x 13,5 mm BW, VIS-EXT-beschichtet



UV Fused Silica Plano-Convex (PCX) Lenses



Produkt #18-027 **7 In Stock**

- 1 + €157⁰⁰

+ WARENKORB

Mengenrabatte	
Stk. 1-5	€157,00 stückpreis
Stk. 6-25	€125,00 stückpreis
Stk. 26-49	€117,00 stückpreis
Need More?	Angebotsanfrage

ⓘ Preise exklusiv der geltenden Mehrwertsteuer und Abgaben

Downloadbereich

Produktdetails

Plano-Convex Lens **Typ:**

Physikalische und mechanische Eigenschaften

9.00 -0.025	Durchmesser (mm):
<1	Zentrierung (Bogenminuten):
3.00 ±0.05	Mittendicke CT (mm):
1.06	Randdicke ET (mm):
8	Freie Apertur CA (mm):
Protective as needed	Fase:

Optische Eigenschaften

13.50 @ 587.6nm	Effektive Brennweite EFL (mm):
11.44	Hintere Brennweite BFL (mm):
VIS-EXT (350-700nm)	Beschichtung:
R _{avg} <0.5% @ 350 - 700nm	Beschichtungsspezifikation:
Fused Silica (Corning 7980)	Substrat: <input type="checkbox"/>
40-20	Oberflächenqualität:
3 Rings	Power (P-V) @ 632,8 nm:
0.5 Rings	Unregelmäßigkeit (P-V) @ 632,8 nm:
±1	Toleranz Brennweite (%):
6.19	Radius R₁ (mm):
1.5	Blende:
0.33	Numerische Apertur NA:
350 - 700	Wellenlängenbereich (nm):
5 J/cm ² @ 532nm, 10ns	Zerstörschwelle, laut Design: <input type="checkbox"/>

Konformität mit Standards

Konform	RoHS 2015:
Anzeigen	Konformitätszertifikat:
Konform	Reach 235:

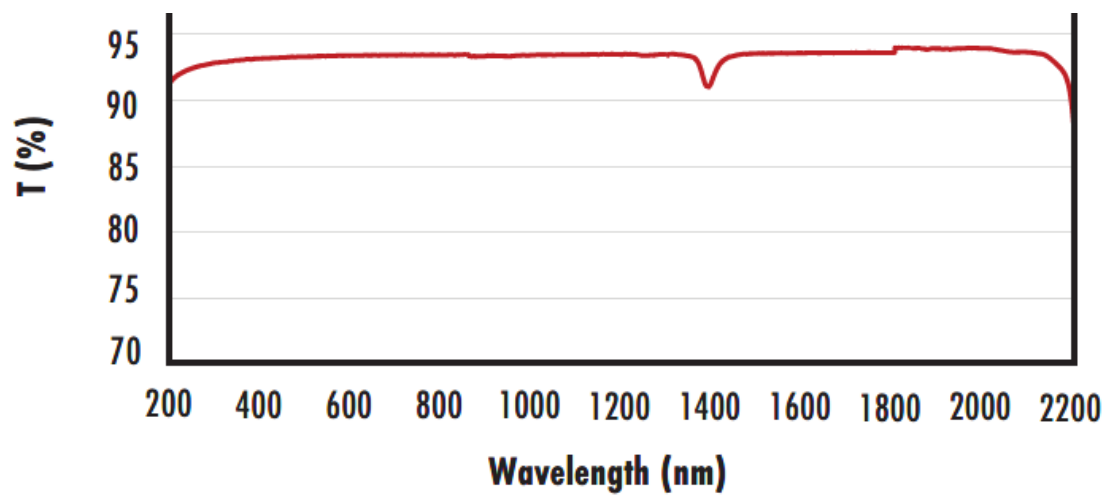
Produktdetails

- AR-Beschichtung bietet <0,5% Reflexion pro Oberfläche für 350-700 nm
- Präzise Quarzglassubstrate
- Verschiedene Beschichtungen verfügbar: [Unbeschichtet](#), [MgF₂](#), [UV-AR](#), [UV-VIS](#), [VIS-NIR](#), [VIS 0°](#), [YAG-BBAR](#), [NIR I](#) und [NIR II](#)

TECHSPEC® Plankonvexe Linsen (PCX) aus UV-Quarzglas zeichnen sich durch Präzisionsspezifikationen und eine Vielzahl von Beschichtungsmöglichkeiten auf einem breitbandigen Substrat aus. Quarzglas wird üblicherweise in Anwendungen von Ultraviolett (UV) bis Nahinfrarot (NIR) verwendet. Aufgrund seines niedrigen Brechungsindex, seines niedrigen Wärmeausdehnungskoeffizienten und seiner geringen Einschlüsse ist es ideal für Laseranwendungen und raue Umgebungsbedingungen. TECHSPEC Plankonvexe Linsen (PCX) aus UV-Quarzglas mit branchenweit führenden Spezifikationen für Durchmesser und Zentrierung eignen sich ideal für die Integration in anspruchsvolle Bildgebungs- und Messanwendungen.

Technische Informationen

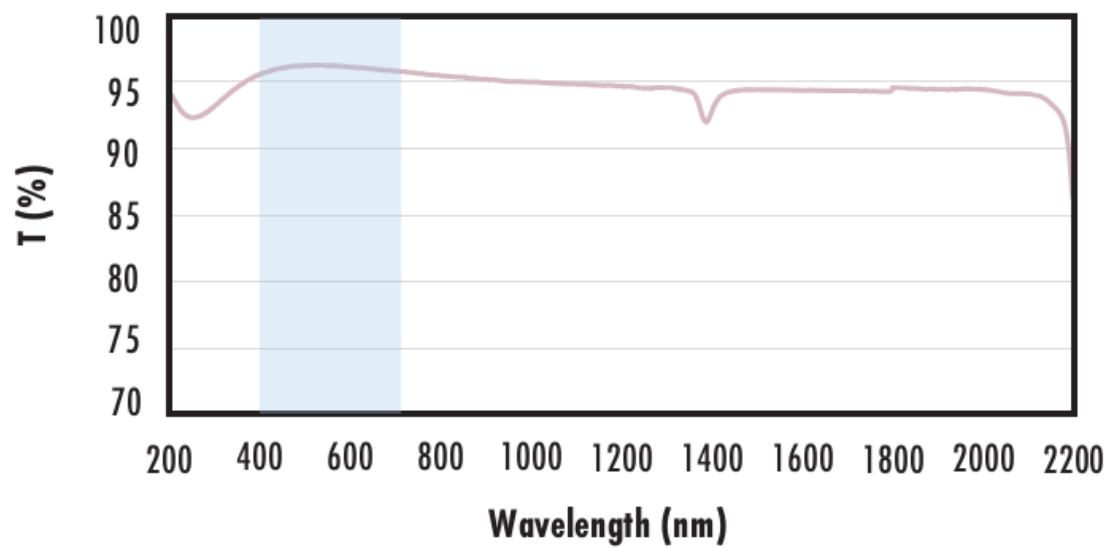




Typical transmission of a 3mm thick, uncoated fused silica window across the UV - NIR spectra.

[Click Here to Download Data](#)

Fused Silica with MgF₂ Coating Typical Transmission



Typical transmission of a 3mm thick fused silica window with MgF₂ (400-700nm) coating at 0° AOI.

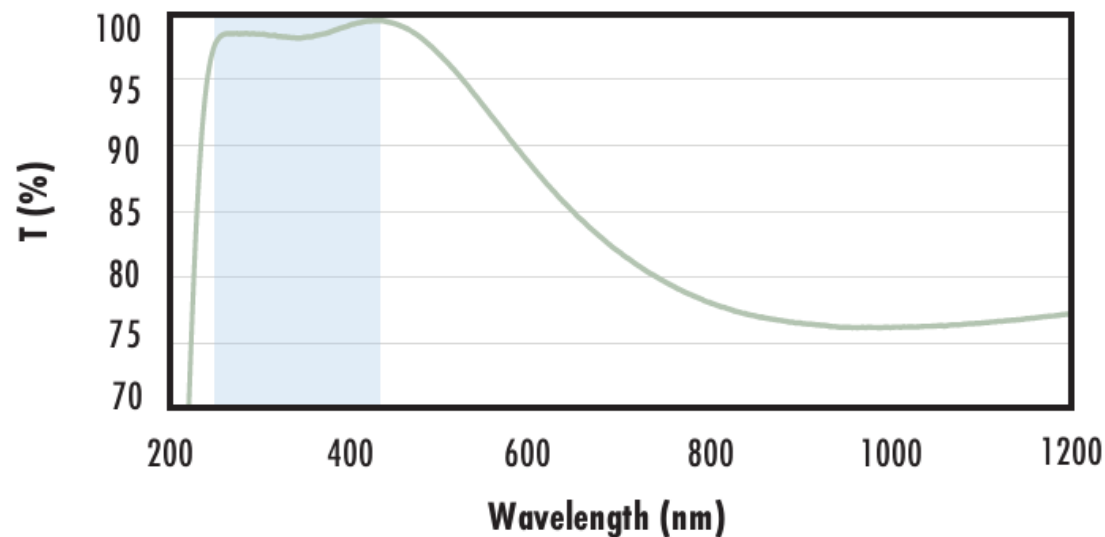
The blue shaded region indicates the coating design wavelength range, with the following specification:

$$R_{avg} \leq 1.75\% @ 400 - 700\text{nm (N-BK7)}$$

Data outside this range is not guaranteed and is for reference only.

[Click Here to Download Data](#)

Fused Silica with UV-AR Coating Typical Transmission



Typical transmission of a 3mm thick fused silica window with UV-AR (250-425nm) coating at 0° AOI.

The blue shaded region indicates the coating design wavelength range, with the following specification:

$$R_{abs} \leq 1.0\% @ 250 - 425\text{nm}$$

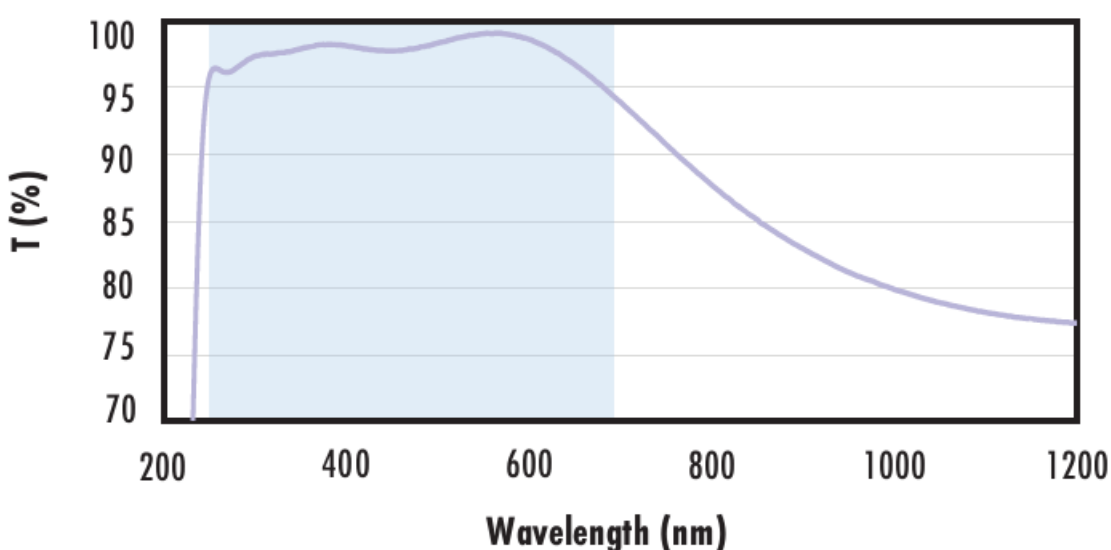
$$R_{avg} \leq 0.75\% @ 250 - 425\text{nm}$$

$$R_{avg} \leq 0.5\% @ 370 - 420\text{nm}$$

Data outside this range is not guaranteed and is for reference only.

[Click Here to Download Data](#)

Fused Silica with UV-VIS Coating Typical Transmission



Typical transmission of a 3mm thick fused silica window with UV-VIS (250-700nm) coating at 0° AOI.

The blue shaded region indicates the coating design wavelength range, with the following specification:

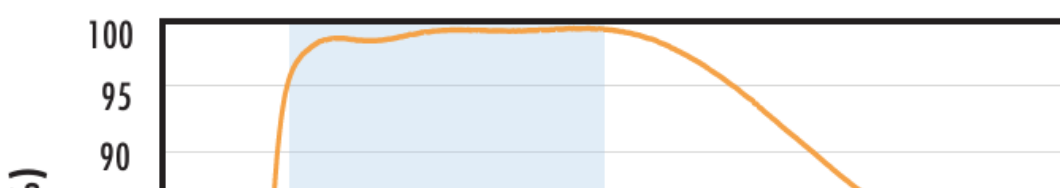
$$R_{abs} \leq 1.0\% @ 350 - 450\text{nm}$$

$$R_{avg} \leq 1.5\% @ 250 - 700\text{nm}$$

Data outside this range is not guaranteed and is for reference only.

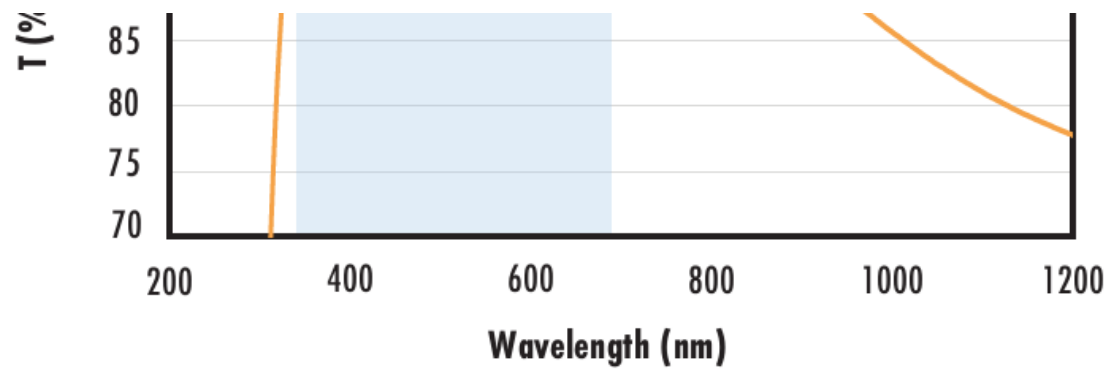
[Click Here to Download Data](#)

Fused Silica with VIS-EXT Coating Typical Transmission



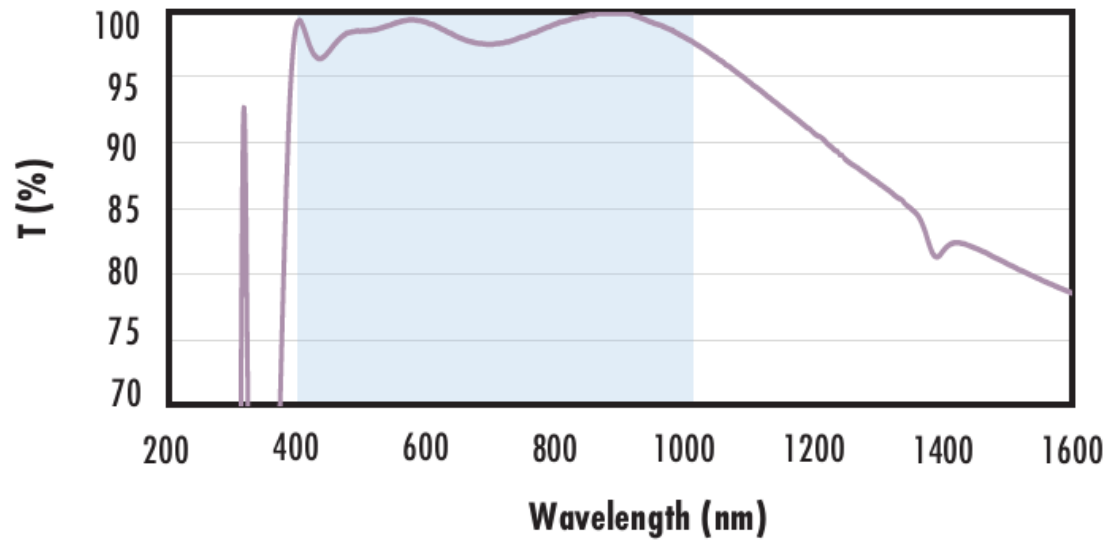
Typical transmission of a 3mm thick fused silica window with VIS-EXT (350-700nm) coating at 0° AOI.

The blue shaded region indicates the coating design wavelength range, with the following specification:



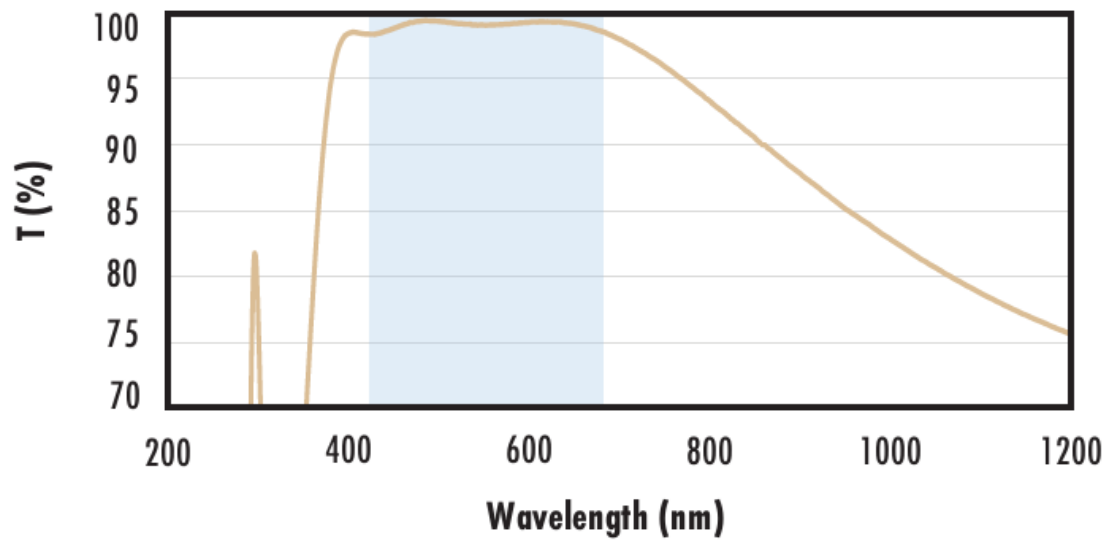
$R_{avg} \leq 0.5\% @ 350 - 700\text{nm}$
 Data outside this range is not guaranteed and is for reference only.
[Click Here to Download Data](#)

**Fused Silica with VIS-NIR Coating
 Typical Transmission**



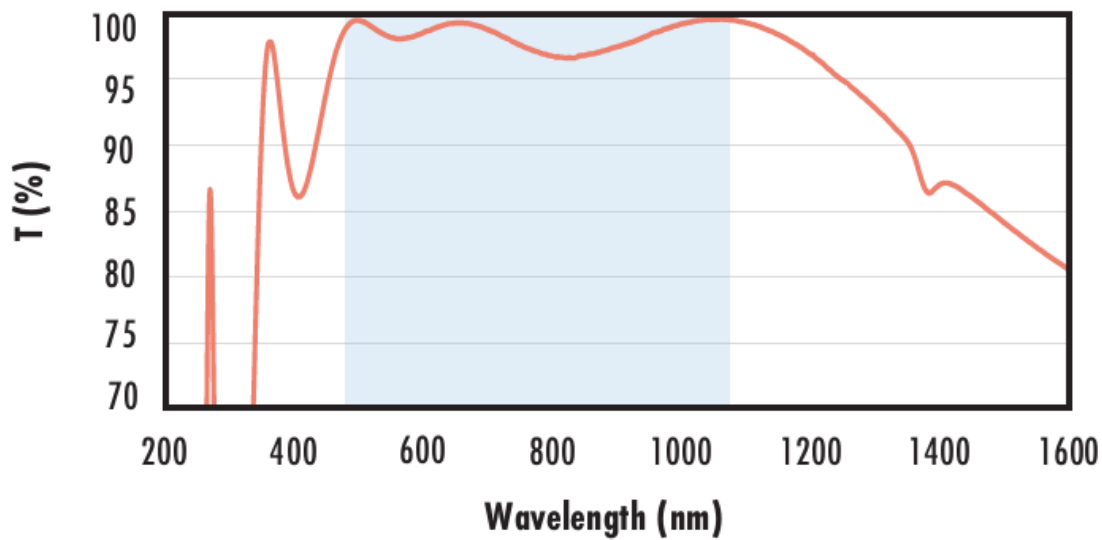
Typical transmission of a 3mm thick fused silica window with VIS-NIR (400-1000nm) coating at 0° AOI.
 The blue shaded region indicates the coating design wavelength range, with the following specification:
 $R_{abs} \leq 0.25\% @ 880\text{nm}$
 $R_{avg} \leq 1.25\% @ 400 - 870\text{nm}$
 $R_{avg} \leq 1.25\% @ 890 - 1000\text{nm}$
 Data outside this range is not guaranteed and is for reference only.
[Click Here to Download Data](#)

**Fused Silica with VIS 0° Coating
 Typical Transmission**



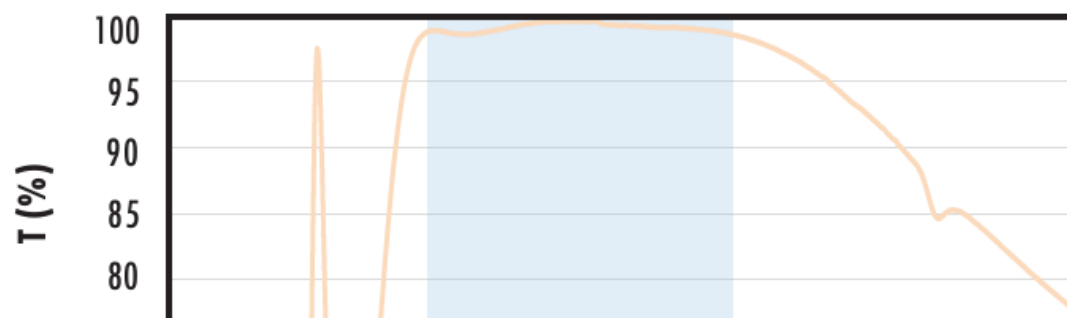
Typical transmission of a 3mm thick fused silica window with VIS 0° (425-675nm) coating at 0° AOI.
 The blue shaded region indicates the coating design wavelength range, with the following specification:
 $R_{avg} \leq 0.4\% @ 425 - 675\text{nm}$
 Data outside this range is not guaranteed and is for reference only.
[Click Here to Download Data](#)

**Fused Silica with YAG-BBAR Coating
 Typical Transmission**

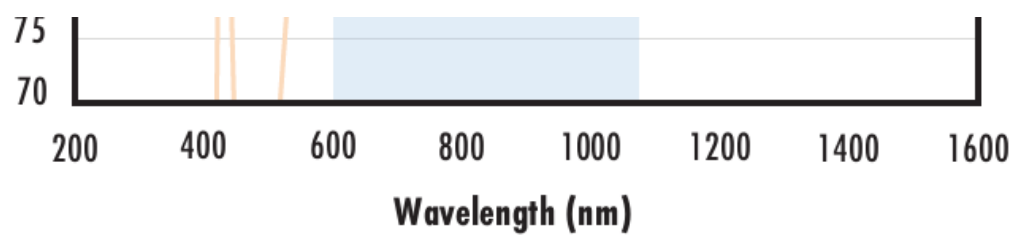


Typical transmission of a 3mm thick fused silica window with YAG-BBAR (500-1100nm) coating at 0° AOI.
 The blue shaded region indicates the coating design wavelength range, with the following specification:
 $R_{abs} \leq 0.25\% @ 532\text{nm}$
 $R_{abs} \leq 0.25\% @ 1064\text{nm}$
 $R_{avg} \leq 1.0\% @ 500 - 1100\text{nm}$
 Data outside this range is not guaranteed and is for reference only.
[Click Here to Download Data](#)

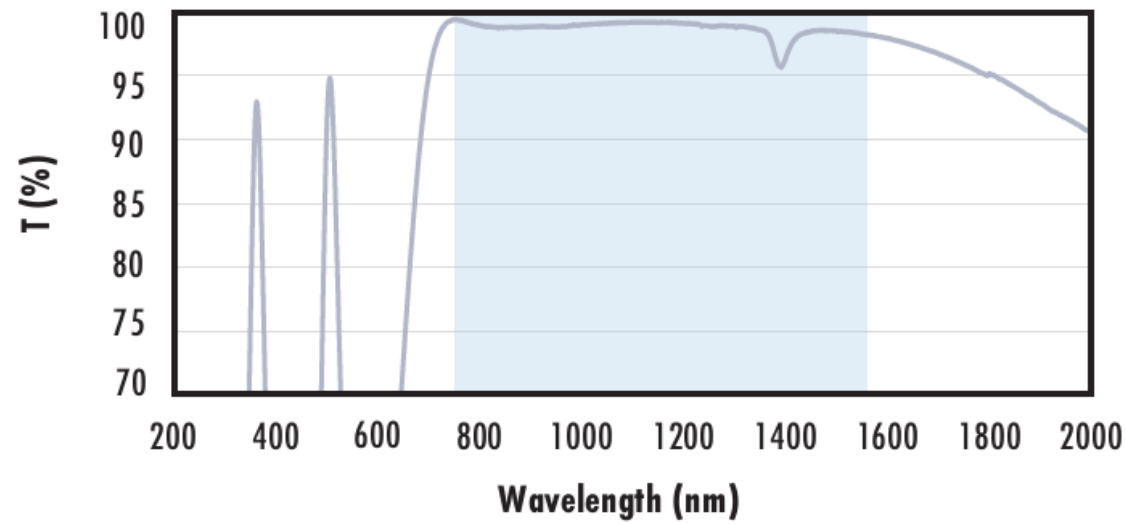
**Fused Silica with NIR I Coating
 Typical Transmission**



Typical transmission of a 3mm thick fused silica window with NIR I (600 - 1050nm) coating at 0° AOI.
 The blue shaded region indicates the coating design wavelength range, with the following specification:
 $R_{avg} \leq 0.5\% @ 600 - 1050\text{nm}$
 Data outside this range is not guaranteed and is for reference only.
[Click Here to Download Data](#)



Fused Silica with NIR II Coating Typical Transmission



Typical transmission of a 3mm thick fused silica window with NIR II (750 - 1550nm) coating at 0° AOI.

The blue shaded region indicates the coating design wavelength range, with the following specification:

$R_{abs} \leq 1.5\%$ @ 750 - 800nm
 $R_{abs} \leq 1.0\%$ @ 800 - 1550nm
 $R_{avg} \leq 0.7\%$ @ 750 - 1550nm

Data outside this range is not guaranteed and is for reference only.

[Click Here to Download Data](#)

Kundenspezifische Produkte

Edmund Optics bietet einen umfangreichen kundenspezifischen Fertigungsservice für Optik- und Bildverarbeitungskomponenten an, speziell hergestellt für Ihre Anwendungsanforderungen. Wir ermöglichen flexible Lösungen für Ihre Bedürfnisse – von der Prototypenphase bis zur Serienfertigung. Unsere erfahrenen IngenieurInnen freuen sich auf die Zusammenarbeit und unterstützen Sie bei jedem Projektschritt.

Unser Service beinhaltet:

- Kundenspezifische Abmessungen, Materialien und mehr
- Hochpräzise Oberflächenqualität und -ebenheit
- Enge Toleranzen und komplexe Formen
- Skalierbare Produktion – vom Prototypen zur Serie

Erfahren Sie mehr über unsere [kundenspezifischen Fertigungsmöglichkeiten](#) oder senden Sie [hier](#) eine Anfrage.