

**TECHSPEC® Doppelkonvexe Linse aus UV-Quarzglas, 9 mm D. x 9 mm eff. BW, unbeschichtet**



UV Fused Silica Double-Convex (DCX) Lenses



Produkt #49-241 **20+ In Stock**

[Andere Beschichtungen](#)

⊖ 1 ⊕ €129<sup>00</sup>

**+ WARENKORB**

Mengenrabatte	
Stk. 1-5	€129,00 stückpreis
Stk. 6-25	€103,00 stückpreis
Stk. 26-49	€97,00 stückpreis
Need More?	<a href="#">Angebotsanfrage</a>

ⓘ Preise exklusiv der geltenden Mehrwertsteuer und Abgaben

Downloadbereich

**Produktdetails**

Double-Convex Lens **Typ:**

**Physikalische und mechanische Eigenschaften**

9.00 +0.0/-0.025	<b>Durchmesser (mm):</b>
<1	<b>Zentrierung (Bogenminuten):</b>
Protective as needed	<b>Fase:</b>
4.90 ±0.05	<b>Mittendicke CT (mm):</b>
1.84	<b>Randdicke ET (mm):</b>
8.1	<b>Freie Apertur CA (mm):</b>

## Optische Eigenschaften

7.12	<b>Hintere Brennweite BFL (mm):</b>
9.00	<b>Effektive Brennweite EFL (mm):</b>
Uncoated	<b>Beschichtung:</b>
Uncoated	<b>Beschichtungsspezifikation:</b>
<b>Fused Silica</b> (Corning 7980)	<b>Substrat:</b> <input type="checkbox"/>
40-20	<b>Oberflächenqualität:</b>
1.5λ	<b>Power (P-V) @ 632,8 nm:</b>
λ/4	<b>Unregelmäßigkeit (P-V) @ 632,8 nm:</b>
7.39	<b>Radius R<sub>1</sub>=R<sub>2</sub> (mm):</b>
1.00	<b>Blende:</b>
587.6	<b>Designwellenlänge Brennweite (nm):</b>
±1	<b>Toleranz Brennweite (%):</b>
0.50	<b>Numerische Apertur NA:</b>
200 - 2200	<b>Wellenlängenbereich (nm):</b>

## Konformität mit Standards

<b>Konform</b>	<b>RoHS 2015:</b>
<b>Anzeigen</b>	<b>Konformitätszertifikat:</b>
<b>Konform</b>	<b>Reach 250:</b>

## Gewünschte Spezifikationen nicht dabei?

Edmund Optics bietet einen umfangreichen kundenspezifischen Fertigungsservice für Optik- und Bildverarbeitungs-komponenten an, speziell hergestellt für Ihre Anwendungsanforderungen. Wir ermöglichen flexible Lösungen für Ihre Bedürfnisse – von der Prototypenphase bis zur Serienfertigung. Unsere erfahrenen IngenieurInnen freuen sich auf die Zusammenarbeit und unterstützen Sie bei jedem Projektschritt.

Unser Service beinhaltet:

- Kundenspezifische Abmessungen, Materialien und mehr
- Hochpräzise Oberflächenqualität und -ebenheit
- Enge Toleranzen und komplexe Formen
- Skalierbare Produktion – vom Prototypen zur Serie

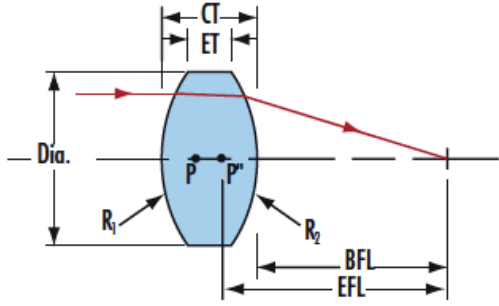
Erfahren Sie mehr über unsere [kundenspezifischen Fertigungsmöglichkeiten](#) oder senden Sie [hier](#) eine Anfrage.

## Produktdetails

- Ideal für die Bildgebung
- Minimieren Aberrationen wie sphärische Aberration oder Koma
- Präzises Substrat aus Quarzglas

Die TECHSPEC® doppelkonvexen Linsen (DCX-Linsen) aus UV-Quarzglas, auch bikonvexe Linsen genannt, haben zwei positive, symmetrische Oberflächen mit gleichem Krümmungsradius auf beiden Seiten. Die Linsen werden generell für Bildgebungen mit endlichem Abstand und Konjugiertenverhältnis (Verhältnis zwischen Objekt- und Bildweite) zwischen 0,2 und 5 empfohlen. Bei einem Konjugiertenverhältnis von 1 sind Aberrationen wie sphärische Aberration, chromatische Aberration, Koma und Verzeichnung aufgrund des symmetrischen Linsendesigns minimiert oder sogar ganz eliminiert.

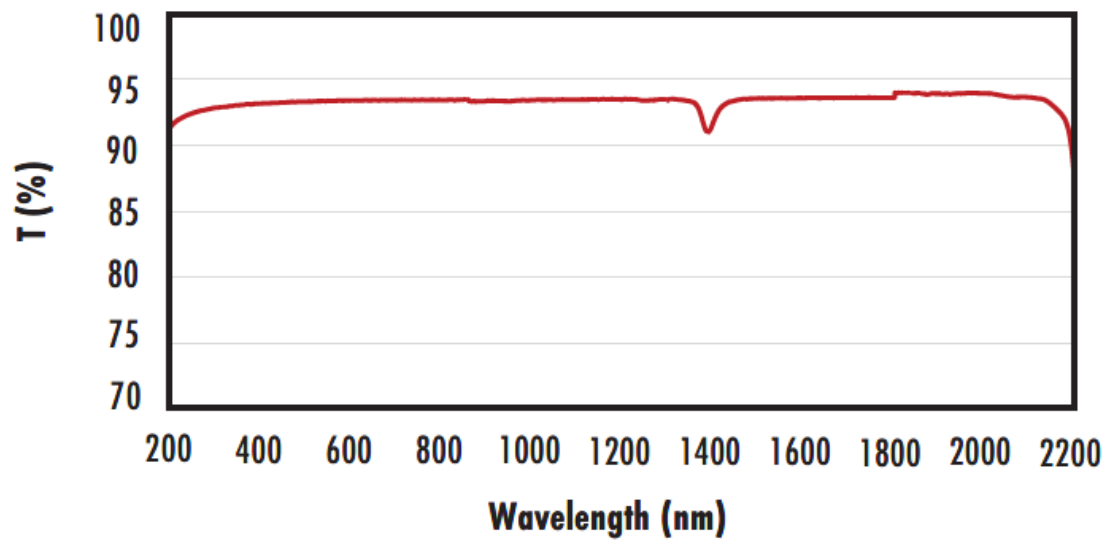
## Technische Informationen



UV FS Transmission Curve

FUSED SILICA

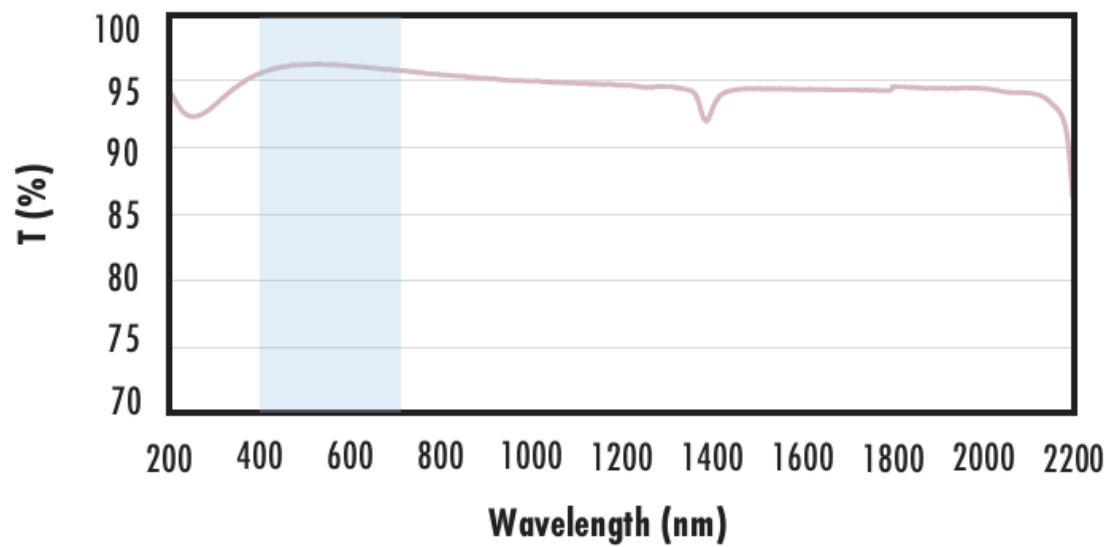
### Uncoated Fused Silica Typical Transmission



Typical transmission of a 3mm thick, uncoated fused silica window across the UV - NIR spectra.

[Click Here to Download Data](#)

### Fused Silica with MgF<sub>2</sub> Coating Typical Transmission



Typical transmission of a 3mm thick fused silica window with MgF<sub>2</sub> (400-700nm) coating at 0° AOI.

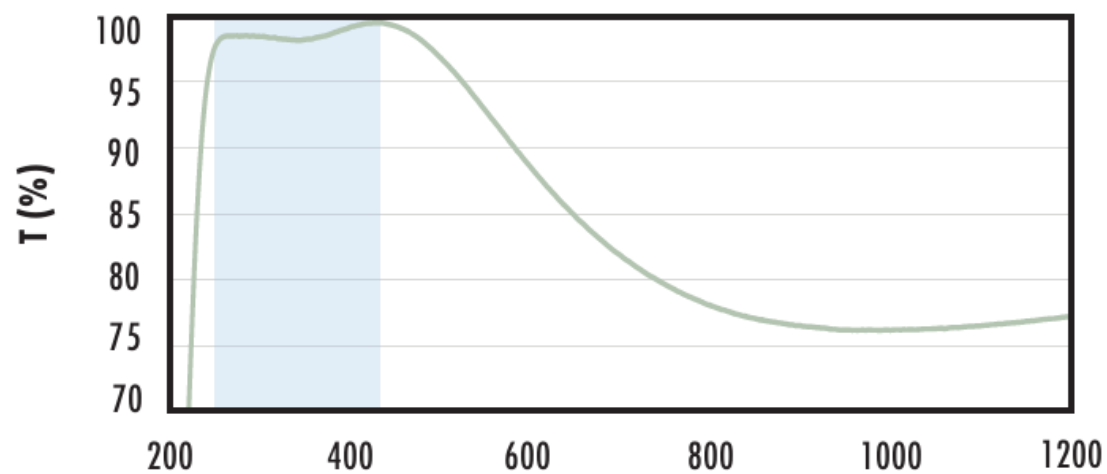
The blue shaded region indicates the coating design wavelength range, with the following specification:

$$R_{avg} \leq 1.75\% @ 400 - 700\text{nm (N-BK7)}$$

Data outside this range is not guaranteed and is for reference only.

[Click Here to Download Data](#)

### Fused Silica with UV-AR Coating Typical Transmission



Typical transmission of a 3mm thick fused silica window with UV-AR (250-425nm) coating at 0° AOI.

The blue shaded region indicates the coating design wavelength range, with the following specification:

$$R_{abs} \leq 1.0\% @ 250 - 425\text{nm}$$

$$R_{avg} \leq 0.75\% @ 250 - 425\text{nm}$$

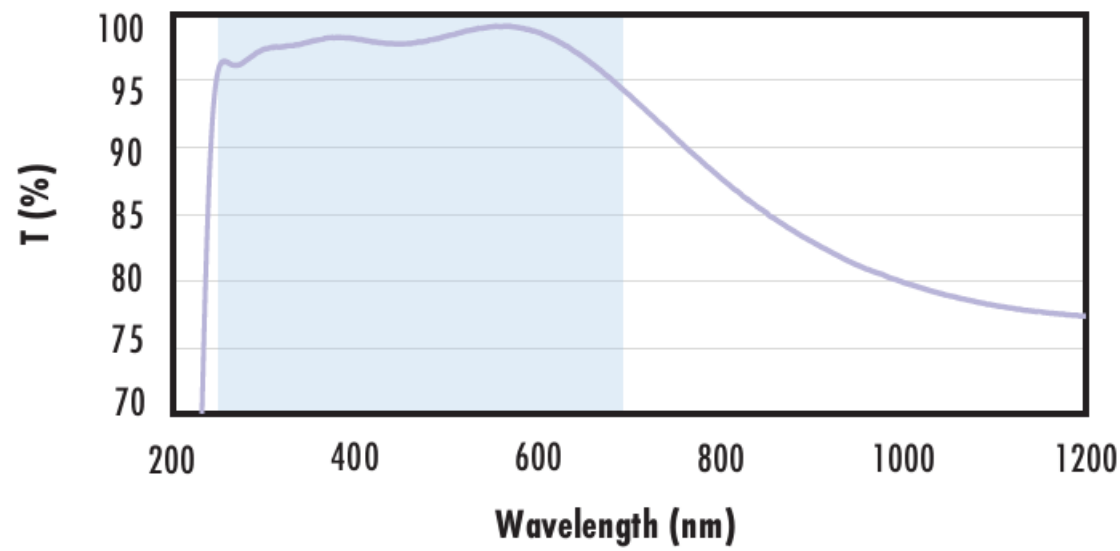
$$R_{avg} \leq 0.5\% @ 370 - 420\text{nm}$$

Data outside this range is not guaranteed and is for reference only.

[Click Here to Download Data](#)

Wavelength (nm)

### Fused Silica with UV-VIS Coating Typical Transmission



Typical transmission of a 3mm thick fused silica window with UV-VIS (250-700nm) coating at 0° AOI.

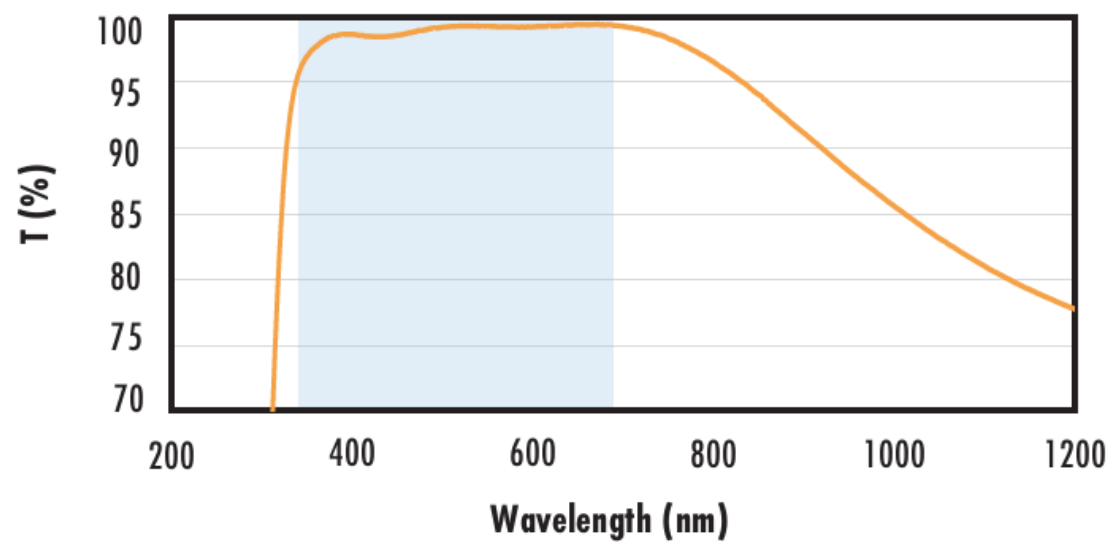
The blue shaded region indicates the coating design wavelength range, with the following specification:

$$R_{abs} \leq 1.0\% \text{ @ } 350 - 450\text{nm}$$
$$R_{avg} \leq 1.5\% \text{ @ } 250 - 700\text{nm}$$

Data outside this range is not guaranteed and is for reference only.

[Click Here to Download Data](#)

### Fused Silica with VIS-EXT Coating Typical Transmission



Typical transmission of a 3mm thick fused silica window with VIS-EXT (350-700nm) coating at 0° AOI.

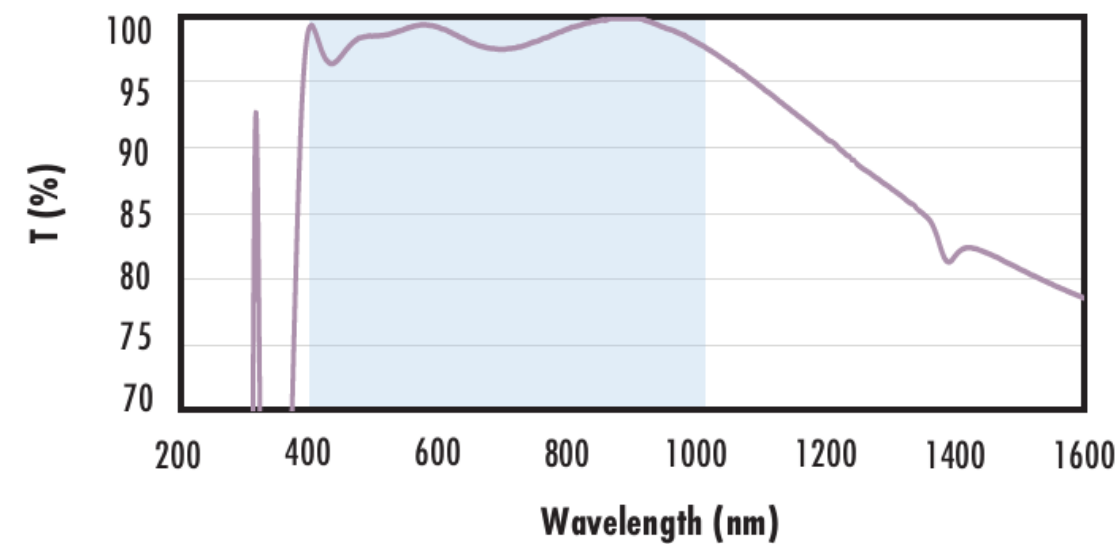
The blue shaded region indicates the coating design wavelength range, with the following specification:

$$R_{avg} \leq 0.5\% \text{ @ } 350 - 700\text{nm}$$

Data outside this range is not guaranteed and is for reference only.

[Click Here to Download Data](#)

### Fused Silica with VIS-NIR Coating Typical Transmission



Typical transmission of a 3mm thick fused silica window with VIS-NIR (400-1000nm) coating at 0° AOI.

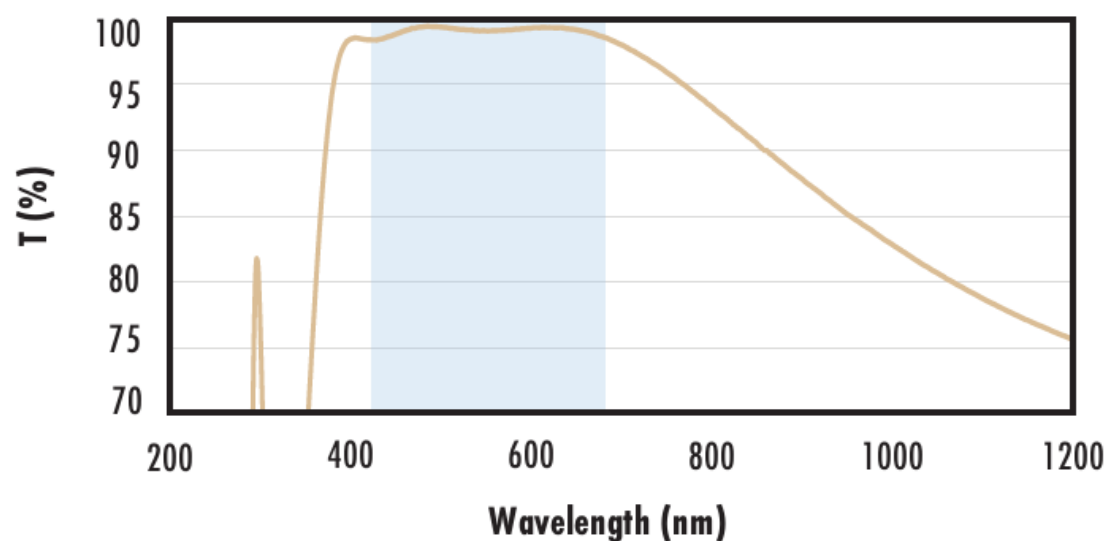
The blue shaded region indicates the coating design wavelength range, with the following specification:

$$R_{abs} \leq 0.25\% \text{ @ } 880\text{nm}$$
$$R_{avg} \leq 1.25\% \text{ @ } 400 - 870\text{nm}$$
$$R_{avg} \leq 1.25\% \text{ @ } 890 - 1000\text{nm}$$

Data outside this range is not guaranteed and is for reference only.

[Click Here to Download Data](#)

### Fused Silica with VIS 0° Coating Typical Transmission



Typical transmission of a 3mm thick fused silica window with VIS 0° (425-675nm) coating at 0° AOI.

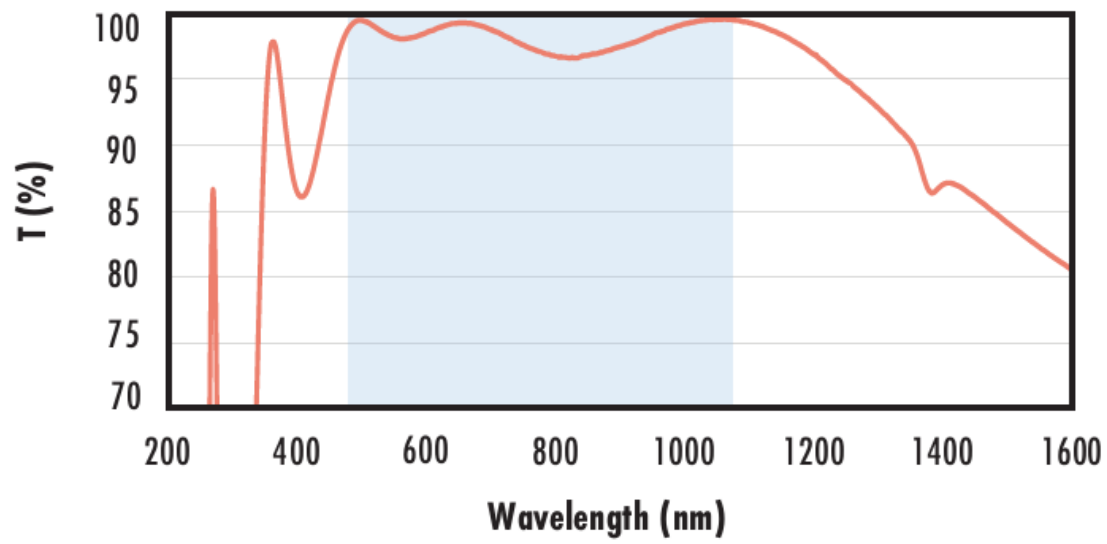
The blue shaded region indicates the coating design wavelength range, with the following specification:

$$R_{avg} \leq 0.4\% \text{ @ } 425 - 675\text{nm}$$

Data outside this range is not guaranteed and is for reference only.

[Click Here to Download Data](#)

### Fused Silica with YAG-BBAR Coating Typical Transmission



Typical transmission of a 3mm thick fused silica window with YAG-BBAR (500-1100nm) coating at 0° AOI.

The blue shaded region indicates the coating design wavelength range, with the following specification:

$$R_{abs} \leq 0.25\% @ 532nm$$

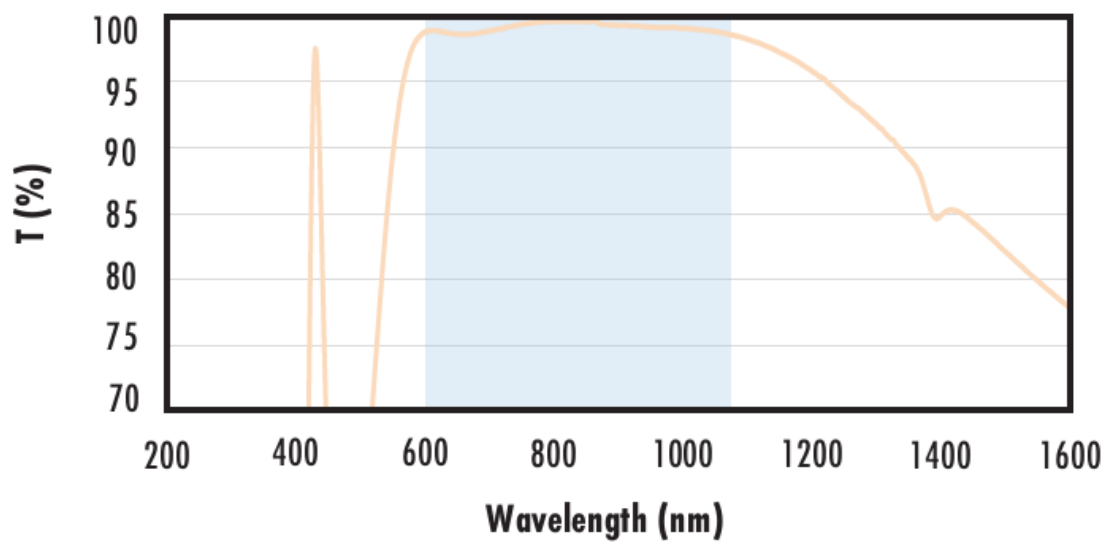
$$R_{abs} \leq 0.25\% @ 1064nm$$

$$R_{avg} \leq 1.0\% @ 500 - 1100nm$$

Data outside this range is not guaranteed and is for reference only.

[Click Here to Download Data](#)

### Fused Silica with NIR I Coating Typical Transmission



Typical transmission of a 3mm thick fused silica window with NIR I (600 - 1050nm) coating at 0° AOI.

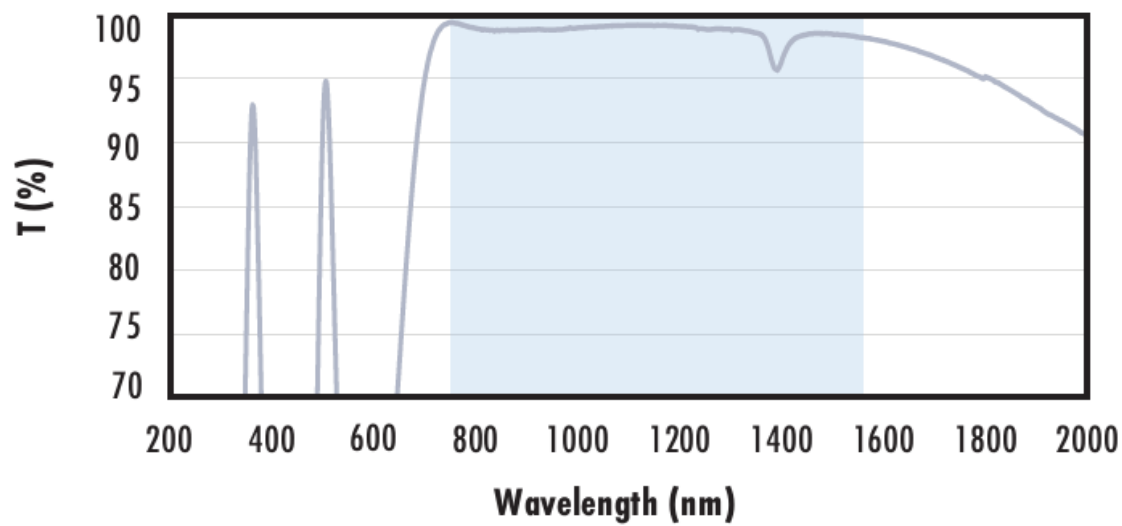
The blue shaded region indicates the coating design wavelength range, with the following specification:

$$R_{avg} \leq 0.5\% @ 600 - 1050nm$$

Data outside this range is not guaranteed and is for reference only.

[Click Here to Download Data](#)

### Fused Silica with NIR II Coating Typical Transmission



Typical transmission of a 3mm thick fused silica window with NIR II (750 - 1550nm) coating at 0° AOI.

The blue shaded region indicates the coating design wavelength range, with the following specification:

$$R_{abs} \leq 1.5\% @ 750 - 800nm$$

$$R_{abs} \leq 1.0\% @ 800 - 1550nm$$

$$R_{avg} \leq 0.7\% @ 750 - 1550nm$$

Data outside this range is not guaranteed and is for reference only.

[Click Here to Download Data](#)

Kompatible Halterungen